

**Annotated catalogue of the Tachinidae
(Insecta, Diptera) of the Afrotropical Region,
with the description of seven new genera**

by

James E. O'Hara, Pierfilippo Cerretti

ZooKeys 575 (SPECIAL ISSUE)

ANNOTATED CATALOGUE OF THE TACHINIDAE (INSECTA, DIPTERA) OF THE AFROTROPICAL
REGION, WITH THE DESCRIPTION OF SEVEN NEW GENERA

by James E. O'Hara, Pierfilippo Cerretti

Cover photo: *Catapariprosopa* sp. from Madagascar, photograph Steve Marshall.

First published 2016

ISBN 978-954-642-815-8 (hardback)

ISBN 978-954-642-814-1 (paperback)

Pensoft Publishers

12 Prof. Georgi Zlatarski Street, 1700 Sofia, Bulgaria

Fax: +359-2-870-42-82

info@pensoft.net

www.pensoft.net

Printed in Bulgaria, March 2016

Annotated catalogue of the Tachinidae (Insecta, Diptera) of the Afrotropical Region, with the description of seven new genera

James E. O'Hara¹, Pierfilippo Cerretti^{2,3}

1 Canadian National Collection of Insects, Agriculture and Agri-Food Canada, 960 Carling Avenue, Ottawa, Ontario, Canada, K1A 0C6 **2** DAFNAE-Entomologia, Università degli Studi di Padova, Viale dell'Università 16, I 35020 Legnaro (Padova), Italy **3** Dipartimento di Biologia e Biotechnologie "Charles Darwin", Sapienza Università di Roma, Piazzale A. Moro 5, 00185, Rome, Italy

Corresponding authors: James E. O'Hara (james.ohara@agr.gc.ca); Pierfilippo Cerretti (pierfilippo.cerretti@uniroma1.it)

Academic editor: D. Whitmore | Received 4 June 2015 | Accepted 2 December 2015 | Published 31 March 2016

<http://zoobank.org/4A37E9C4-9E54-4B82-946A-111CD0272917>

Citation: O'Hara JE, Cerretti P (2016) Annotated catalogue of the Tachinidae (Insecta, Diptera) of the Afrotropical Region, with the description of seven new genera. ZooKeys 575: 1–344. doi: 10.3897/zookeys.575.6072

Abstract

The Tachinidae of the Afrotropical Region are catalogued and seven genera and eight species are newly described. There are 237 genera and 1126 species recognized, of which 101 genera and 1043 species are endemic to the region. The catalogue is based on examination of the primary literature comprising about 525 references as well as numerous name-bearing types and other specimens housed in collections. Taxa are arranged hierarchically and alphabetically under the categories of subfamily, tribe, genus, subgenus (where recognized), species, and rarely subspecies. Nomenclatural information is provided for all genus-group and species-group names, including lists of synonyms (mostly restricted to Afrotropical taxa) and name-bearing type data. Species distributions are recorded by country within the Afrotropical Region and by larger geographical divisions outside the region. Additional information is given in the form of notes, numbering about 300 in the catalogue section. Seven genera and eight species are described as new: *Afrophylax* Cerretti & O'Hara with type species *Sturmia aureiventris* Villeneuve, 1910, **gen. n.** (Exoristinae, Eryciini); *Austrosolieria* Cerretti & O'Hara with type species *Austrosolieria londti* Cerretti & O'Hara, **gen. n.** and **sp. n.** (South Africa) and *Austrosolieria freidbergi* Cerretti & O'Hara, **sp. n.** (Malawi) (Tachinidae, Leskiini); *Carceliathrix* Cerretti & O'Hara with type species *Phorocera crassipalpis* Villeneuve, 1938, **gen. n.** (Exoristinae, Eryciini); *Filistea* Cerretti & O'Hara with type species *Viviania aureofasciata* Curran, 1927, **gen. n.** and *Filistea verbekei* Cerretti & O'Hara, **sp. n.** (Cameroon, D.R. Congo, Uganda) (Exoristinae, Blondeliini); *Mesnilotrix* Cerretti & O'Hara with type species *Dexiotrix empiformis* Mesnil, 1976,

gen. n. (Dexiinae, Dexiini); *Myxophryxe* Cerretti & O'Hara with type species *Phorocera longirostris* Villeneuve, 1938, **gen. n.**, *Myxophryxe murina* Cerretti & O'Hara, **sp. n.** (South Africa), *Myxophryxe regalis* Cerretti & O'Hara, **sp. n.** (South Africa), and *Myxophryxe satanas* Cerretti & O'Hara, **sp. n.** (South Africa) (Exoristinae, Goniini); and *Stiremania* Cerretti & O'Hara with type species *Stiremania karoo* Cerretti & O'Hara, **gen. n.** and **sp. n.** (South Africa), and *Stiremania robusta* Cerretti & O'Hara, **sp. n.** (South Africa) (Exoristinae, Goniini). *Paraclara* Bezzi, 1908 is transferred from the Cylindromyiini to the Hermiyini, **comb. n.** *Sarrorhina* Villeneuve, 1936 is transferred from the Minthoini to the Graphogastrini, **comb. n.** Three genera are newly recorded from the Afrotropical Region: *Madremyia* Townsend, 1916 (Eryciini); *Paratrixa* Brauer & Bergenstamm, 1891 (Blondeliini); and *Simoma* Aldrich, 1926 (Goniini). Three genera previously recorded from the Afrotropical Region are no longer recognized from the region: *Calozenillia* Townsend, 1927 (Palaeartic, Oriental and Australasian regions); *Eurysthaea* Robineau-Desvoidy, 1863 (Palaeartic, Oriental and Australasian regions); and *Trixa* Meigen, 1824 (Palaeartic and Oriental regions). Two species are newly recorded from the Afrotropical Region: *Ammonia carmelitana* Kugler, 1971 (Ethiopia, Kenya); and *Simoma grahami* Aldrich, 1926 (Namibia). Three species previously recorded from the Afrotropical Region are no longer recognized from the region: *Euthera peringueyi* Bezzi, 1925 (Oriental Region); *Hamaxia incongrua* Walker, 1860 (Palaeartic, Oriental and Australasian regions); *Leucostoma tetraptera* (Meigen, 1824) (Palaeartic Region). New replacement names are proposed for five preoccupied names of Afrotropical species: *Billaea rubida* O'Hara & Cerretti for *Phorostoma rutilans* Villeneuve, 1916, preoccupied in the genus *Billaea* Robineau-Desvoidy, 1830 by *Musca rutilans* Fabricius, 1781, **nom. n.**; *Cylindromyia braueri* O'Hara & Cerretti for *Ocyptera nigra* Villeneuve, 1918, preoccupied in the genus *Cylindromyia* Meigen, 1803 by *Glossidionophora nigra* Bigot, 1885, **nom. n.**; *Cylindromyia rufohumera* O'Hara & Cerretti for *Ocyptera scapularis* Villeneuve, 1944, preoccupied in the genus *Cylindromyia* Meigen, 1803 by *Ocyptera scapularis* Loew, 1845, **nom. n.**; *Phytomyptera longiarista* O'Hara & Cerretti for *Phytomyzoneura aristalis* Villeneuve, 1936, preoccupied in the genus *Phytomyptera* Rondani, 1845 by *Phasiostoma aristalis* Townsend, 1915, **nom. n.**; and *Siphona (Siphona) pretoriana* O'Hara & Cerretti for *Siphona laticornis* Curran, 1941, preoccupied in the genus *Siphona* Meigen, 1803 by *Actia laticornis* Malloch, 1930, **nom. n.** New type species fixations are made under the provisions of Article 70.3.2 of the ICZN Code for two genus-group names: *Lydellina* Villeneuve, 1916, type species newly fixed as *Lydellina villeneuvei* Townsend, 1933 (valid genus name); and *Sericophoromyia* Austen, 1909, type species newly fixed as *Tachina quadrata* Wiedemann, 1830 (synonym of *Winthemia* Robineau-Desvoidy, 1830). Lectotypes are designated for the following nine nominal species based on examination of one or more syntypes of each: *Degeeria crocea* Villeneuve, 1950; *Degeeria semirufa* Villeneuve, 1950; *Erycia brunnescens* Villeneuve, 1934; *Exorista oculata* Villeneuve, 1910; *Kiniatilla tricincta* Villeneuve, 1938; *Myxarchiclops caffer* Villeneuve, 1916; *Ocyptera linearis* Villeneuve, 1936; *Peristasisea luteola* Villeneuve, 1934; and *Phorocera crassipalpis* Villeneuve, 1938. The following four genus-group names that were previously treated as junior synonyms or subgenera are recognized as valid generic names: *Bogosiella* Villeneuve, 1923, **status revived**; *Dyshypostena* Villeneuve, 1939, **status revived**; *Perlucidina* Mesnil, 1952, **status revived**; and *Thehymyiops* Mesnil, 1950, **status n.** The following six species-group names that were previously treated as junior synonyms are recognized as valid species names: *Besseria fossulata* Bezzi, 1908, **status revived**; *Degeeria cinc-tella* Villeneuve, 1950, **status revived** (as *Medina cinc-tella* (Villeneuve)); *Nemoraea miranda intacta* Villeneuve, 1916, **status revived** (as *Nemoraea intacta* Villeneuve); *Succingulum exiguum* Villeneuve, 1935, **status revived** (as *Trigonospila exigua* (Villeneuve)); *Wagneria rufitibia abbreviata* Mesnil, 1950, **status n.** (as *Periscepsia abbreviata* (Mesnil)); and *Wagneria rufitibia nudinerva* Mesnil, 1950, **status n.** (as *Periscepsia nudinerva* (Mesnil)). The following 25 new or revived combinations are proposed: *Afrophylax aureiventris* (Villeneuve, 1910), **comb. n.**; *Blepharella orbitalis* (Curran, 1927), **comb. n.**; *Bogosiella pomeroyi* Villeneuve, 1923, **comb. revived**; *Brachychaetoides violacea* (Curran, 1927), **comb. n.**; *Carceliathrix crassipalpis* (Villeneuve, 1938), **comb. n.**; *Charitella whitmorei* (Cerretti, 2012), **comb. n.**; *Dyshypostena edwardsi* (van

Emden, 1960), **comb. n.**; *Dyshypostena tarsalis* Villeneuve, 1939, **comb. revived**; *Estheria buccata* (van Emden, 1947), **comb. n.**; *Estheria surda* (Curran, 1933), **comb. n.**; *Filistea aureofasciata* (Curran, 1927), **comb. n.**; *Madremyia setinervis* (Mesnil, 1968), **comb. n.**; *Mesnilotrix empiformis* (Mesnil, 1976), **comb. n.**; *Myxophryxe longirostris* (Villeneuve, 1938), **comb. n.**; *Nealsomyia chloronitens* (Mesnil, 1977), **comb. n.**; *Nealsomyia clausa* (Curran, 1940), **comb. n.**; *Nilea longicauda* (Mesnil, 1970), **comb. n.**; *Paratrixa aethiopica* Mesnil, 1952, **comb. revived**; *Paratrixa stammeri* Mesnil, 1952, **comb. revived**; *Perlucidina africana* (Jaenicke, 1867), **comb. n.**; *Perlucidina perlucida* (Karsch, 1886), **comb. revived**; *Prolophosia retroflexa* (Villeneuve, 1944), **comb. n.**; *Sturmia profana* (Karsch, 1888), **comb. n.**; additionally, *Ceromasia rufiventris* Curran, 1927 is treated as an unplaced species of Goniini, **comb. n.** and *Hemiwinthemia stuckenbergi* Verbeke, 1973 is treated as an unplaced species of Leskiini, **comb. n.** New or revived generic and specific synonymies are proposed for the following nine names: *Afrostermia* Curran, 1927 with *Blepharella* Macquart, 1851, **syn. n.**; *Archiphania* van Emden, 1945 with *Catharosia* Rondani, 1868, **syn. revived**; *Besseria longicornis* Zeegers, 2007 with *Besseria fossulata* Bezzi, 1908 (current name *Besseria fossulata*), **syn. n.**; *Dexiomera* Curran, 1933 with *Estheria* Robineau-Desvoidy, 1830, **syn. n.**; *Hemiwinthemia francoisi* Verbeke, 1973 with *Nemoraea capensis* Schiner, 1868 (current name *Smidtia capensis*), **syn. n.**; *Kinangopana* van Emden, 1960 with *Dyshypostena* Villeneuve, 1939, **syn. n.**; *Metadrinomomyia* Shima, 1980 with *Charitella* Mesnil, 1957, **syn. n.**; *Phorocera majestica* Curran, 1940 with *Phorocera longirostris* Villeneuve, 1938 (current name *Myxophryxe longirostris*), **syn. n.**; and *Podomyia discalis* Curran, 1939 with *Antistasea fimbriata* Bischof, 1904 (current name *Antistasea fimbriata*), **syn. n.**

Keywords

Afrotropical Region, parasitoids, classification, distribution, zoological nomenclature, systematics, new taxa

Table of contents

Introduction.....	6
Materials and methods	8
Format	8
General	8
Name-bearing types	9
Avoidance of assumption of holotype.....	10
Lectotypifications.....	10
Type localities	12
Collections housing name-bearing types.....	13
Geographic divisions	14
Afrotropical Region.....	15
Palearctic Region	17
Oriental Region	19
Australasian and Oceanian regions	21
Nearctic Region	21
Neotropical Region	22
Sample distribution.....	22
Distributional data	22
Distributions within the Afrotropical Region	22

Distributions outside the Afrotropical Region	23
Classification	23
Review of generic changes since Crosskey's Afrotropical catalogue.....	26
Recent family reassignment of copal inclusions from East Africa	29
Summary of new taxonomic and nomenclatural changes.....	30
New genera and species	30
Genera newly recorded from the Afrotropical Region.....	30
Genera no longer recognized from the Afrotropical Region	31
Species newly recorded from the Afrotropical Region	31
Species misidentified or misrecorded from the Afrotropical Region	31
New replacement names.....	31
New type species fixations	32
Lectotype designations	32
New and revived status	33
New and revived combinations	34
New and revived synonymies	36
Catalogue	36
Subfamily Dexiinae	36
Dexiini	36
Dufouriini	51
Eutherini.....	52
Voriini	53
Subfamily Exoristinae.....	62
Acemyini.....	62
Anacamptomyiini	65
Blondeliini	67
Eryciini	80
Ethillini.....	109
Exoristini	118
Goniini	127
Thrixionini.....	157
Winthemini	157
Unplaced species of Exoristinae.....	162
Subfamily Phasiinae	163
Catharosiini	163
Cylindromyiini	165
Gymnosomatini	173
Hermyini	177
Imitomyiini.....	179
Leucostomatini	180
Phasiini	183
Strongygastrini.....	186
Unplaced species of Phasiinae	187

Subfamily Tachininae	187
Bigonichetini	187
Ernestiini	188
Glaurocarini.....	202
Graphogastrini.....	203
Leskiini	205
Macquartiini.....	210
Megaprosopini.....	212
Minthoini	214
Neaerini.....	221
Nemoraeni.....	221
Ormiini	224
Palpostomatini.....	226
Siphonini.....	229
Tachinini	241
Unplaced species of Tachinidae.....	247
Lectotype designations	248
New taxa of Afrotropical Tachinidae.....	253
Dexiinae, Dexiini	254
<i>Mesnilotrix</i> Cerretti & O'Hara, gen. n.....	254
<i>Mesnilotrix empiformis</i> (Mesnil, 1976), comb. n.....	255
Exoristinae, Blondeliini.....	257
<i>Filistea</i> Cerretti & O'Hara, gen. n.....	257
<i>Filistea aureofasciata</i> (Curran, 1927), comb. n.....	260
<i>Filistea verbekii</i> Cerretti & O'Hara, sp. n.....	261
Key to species of <i>Filistea</i> gen. n.....	262
Exoristinae, Eryciini	262
<i>Afrophyllax</i> Cerretti & O'Hara, gen. n.....	262
<i>Afrophyllax aureiventris</i> (Villeneuve, 1910), comb. n.....	264
<i>Carceliathrix</i> Cerretti & O'Hara, gen. n.....	266
<i>Carceliathrix crassipalpis</i> (Villeneuve, 1938), comb. n.....	267
<i>Carceliathrix</i> sp. 1	268
<i>Carceliathrix</i> sp. 2	269
Exoristinae, Goniini	269
<i>Myxophryxe</i> Cerretti & O'Hara, gen. n.....	269
<i>Myxophryxe longirostris</i> (Villeneuve, 1938), comb. n.....	272
<i>Myxophryxe murina</i> Cerretti & O'Hara, sp. n.....	274
<i>Myxophryxe regalis</i> Cerretti & O'Hara, sp. n.....	275
<i>Myxophryxe satanas</i> Cerretti & O'Hara, sp. n.....	276
Key to males of the species of <i>Myxophryxe</i> gen. n.....	278
<i>Stiremania</i> Cerretti & O'Hara, gen. n.....	278
<i>Stiremania karoo</i> Cerretti & O'Hara, sp. n.....	281
<i>Stiremania robusta</i> Cerretti & O'Hara, sp. n.....	283

Key to species of <i>Stiremania</i> gen. n.....	284
Tachininae, Leskiini.....	284
<i>Austrosolieria</i> Cerretti & O'Hara, gen. n.....	284
<i>Austrosolieria freidbergi</i> Cerretti & O'Hara, sp. n.....	287
<i>Austrosolieria londti</i> Cerretti & O'Hara, sp. n.....	288
Key to species of <i>Austrosolieria</i> gen. n.....	289
Acknowledgements.....	290
References.....	291
Index.....	327

Introduction

The Tachinidae are a large cosmopolitan family of flies that are parasitoids of other arthropods, primarily other insects (Stireman et al. 2006). The Afrotropical fauna of the Tachinidae was last catalogued 35 years ago by Crosskey (1980b), who had previously prepared conspecti of the tachinids of Australia and the Oriental Region (Crosskey 1973b, 1976). His catalogue and the keys that followed four years later to the tachinid genera of southern and tropical Africa (Crosskey 1984) continue to this day as the main sources of information on the classification and identification of Afrotropical Tachinidae. Crosskey prefaced his catalogue with a review of the “scanty” knowledge of the biology and hosts of the tachinids of the region, and briefly summarized the unsettled state of the classification. He noted the difficulty of delimiting taxa at all levels and blamed the problem at the species level on the “wealth of intangibly varying characters” (Crosskey 1980b: 822). This has been a familiar lament among taxonomists throughout the world who have attempted to classify regional faunas of the family.

Crosskey (1984) reviewed in some detail the history of tachinid taxonomy in the Afrotropical Region. He unflatteringly portrayed the most prolific of the early taxonomists, Villeneuve and Curran, as failing to bring order to the fauna at the supraspecific level and of leaving a legacy of species largely unidentifiable without study of the types. Van Emden, following in the wake of such workers in the middle part of the 1900s, began the formidable task of revising the Afrotropical fauna subfamily by subfamily (van Emden 1945, 1947, 1960) but died before the project could be completed and with the largest and most difficult subfamily, the Exoristinae, untouched. Mesnil was active too during this time and described a significant number of Afrotropical genera and species even though his primary goal was to revise the entire tachinid fauna of the Palaearctic Region. Verbeke, in a series of papers in the 1960s and 70s, was the last taxonomist of note to advance tachinid classification within the Afrotropics prior to Crosskey's synthesis of the fauna in his catalogue and keys.

Crosskey's exemplary skills as a taxonomist, nomencluralist and bibliographer ensured that his Afrotropical catalogue and keys were virtually free of errors in their presentation of factual information. His higher classification of the Tachinidae, however, was little changed from his earlier conspecti and in this respect was not progressive. Nevertheless, it suited Crosskey's desire to construct keys that would first sepa-

rate tribes and then genera within tribes. His classification was already at odds with the advances being made in tachinid relationships by Mesnil, Herting and Verbeke (O'Hara 2013), but it was the publication of Herting's (1984) catalogue of Palaearctic Tachinidae that was most influential in galvanizing support for a more phylogenetic classification of the family.

Crosskey's (1980b) catalogue differed from his conspecti of the Australian and Oriental faunas (Crosskey 1973b, 1976) in lacking information about name-bearing types. This information has been included in the present catalogue based on the examination of all original descriptions and relevant subsequent literature. The major works that have been published on Afrotropical Tachinidae since Crosskey's catalogue are reviewed below and our revised classification is discussed in light of recent studies on tachinid evolution and conflicting phylogenetic interpretations.

The main impetus for preparing this catalogue was the announcement in 2010 during the 7th *International Congress of Dipterology* in San José, Costa Rica, of an international effort to publish a *Manual of Afrotropical Diptera* (A.H. Kirk-Spriggs and B.J. Sinclair, editors, in prep.). The Tachinidae are by far the largest family of Afrotropical Diptera in terms of genera and the *Manual* chapter detailing this diversity is recognized as a considerable challenge by the authors (P. Cerretti, J.E. O'Hara, J.O. Stireman and D.M. Wood, in prep.). This catalogue is intended as both a companion volume to the *Manual* chapter and a resource for the chapter authors as they prepare a key to genera and evaluate the diversity, biology and biogeography of the tachinid fauna.

The geographic limits of the Afrotropical Region for the purposes of this catalogue have been changed slightly from those of Crosskey (1980a) to conform to the limits recognized by the *Manual of Afrotropical Diptera*. As such, Oman and United Arab Emirates, both formerly included within the Palaearctic Region, are treated here as part of the Afrotropical Region.

Numerous specimens of Afrotropical Tachinidae were examined during the preparation of this catalogue. This has led to taxonomic changes within the catalogue and also revealed numerous new species and a smaller number of new genera. Described herein are seven new genera that are well characterized and worthy of formal recognition in this catalogue and by such treatment will be available for inclusion in the key to tachinid genera in the *Manual*.

The *Catalogue of the Diptera of the Afrotropical Region* recognized 95 families, 2020 genera and 16,550 species (Crosskey 1980a; including additional genera and species listed in the appendix). The Tachinidae were the dominant family in terms of genera with 210, or 10.4% of all genera of Afrotropical Diptera. The number of tachinid species was proportionally smaller but still high at 996, or 6.0% of all dipteran species.

The number of Afrotropical tachinid genera and species has risen modestly over the past 35 years due to taxonomic activity, an expansion of the region's boundaries, and the new taxa described herein. The present catalogue records 237 genera, of which 101 (43%) are endemic to the region. Of the 1126 species recorded, a total of 1043 (93%) are endemic. The current numbers represent an increase since 1980 of 29 genera and 130 species. Despite these advances, the tachinid fauna of the region remains understudied and many new taxa await discovery and description.

Materials and methods

Format

This catalogue is arranged in a similar manner to the one on the Tachinidae of China by O'Hara et al. (2009). The sections here under Format are little changed from the same sections in that work but are given here as a convenient guide and have been modified to apply to the Afrotropical Tachinidae. Any changes in format or interpretation of nomenclatural matters compared to O'Hara et al. (2009) are noted.

General

This catalogue cites all nominal species in their original combinations, provides details about name-bearing types, gives known distributions, and is based on the examination of all but a very few of the approximately 525 publications listed in the References.

Valid names are arranged hierarchically and alphabetically according to the categories of subfamily, tribe, genus, subgenus, species, and subspecies. Synonyms are given for valid names of genera, subgenera, and species and are listed chronologically. Synonymic lists comprise taxa described from the Afrotropical Region, synonyms that have been used as valid names in the literature on Afrotropical Tachinidae, and (where known) misidentifications (given last in synonymic lists).

Each genus-group name is listed with the following information: genus name in italics and capital letters (and additionally in bold if valid, unless misidentified from the Afrotropics), author, year (with letter if applicable), page, note in parentheses if applicable (e.g., junior homonym, proposed as subgenus), type species with author and date, form of type fixation, and region of origin of type species in square brackets if not the Afrotropics. Each type species is cited in its original binomen (Recommendation 67B of the *Code*, ICZN 1999), and if that name is a synonym then it is followed by the valid name of the species in parentheses. We have invoked Article 70.3.2 of the *Code* (ICZN 1999) to fix the intended species as the type species for generic names that were based on misidentified type species. This maintains the concepts of these generic names as currently accepted and in prevailing usage. The genera so affected are listed below under “Summary of new taxonomic and nomenclatural changes”.

Type species were fixed by original designation, monotypy, subsequent designation, or in a few instances subsequent monotypy, except for type species newly fixed here for nominal genera based on misidentified type species. Fixation by original designation requires an explicit designation of a type species (Article 68.2 of the *Code*, ICZN 1999), so a new genus “proposed for” or “erected for” a single species has its type species fixed by monotypy. A new genus proposed before 1931 for a single species and accompanied by the expression “gen. n., sp. n.” or an equivalent also has its type species fixed by monotypy (Article 68.2.1). If, on the other hand, the new genus is proposed for more than one new species and the expression “gen. n., sp. n.” or an equivalent is applied to only one of the new species, then that species is fixed as type species by original designation (Article 68.2.1).

Species are listed by valid name followed by the available name(s) associated with it; i.e., the available name of the valid name plus synonyms. The valid name is represented by the valid specific epithet in bold and italics (in italics only if questionably recorded or misidentified from the Afrotropics) followed by the author, date (no letter), and known distribution. Author and date are enclosed in parentheses if the species has moved from its original genus. The distribution is given first for the Afrotropical Region and then for other regions as explained under “Geographic divisions” and “Distributional data”. Each available name is given in italics in its original combination and spelling followed by author, year (with letter if applicable to match a publication listed in the References), page, and a note in parentheses if applicable (e.g., junior homonym, subsequent spelling). A questionable synonym is preceded by a question mark (e.g., “? *Ocyptera cribrata* Villeneuve”). Given next is name-bearing type information consisting of status (holotype, lectotype, neotype, or syntypes), sex (of single type, or number and sex of syntypes), type depository (in parentheses), and type locality. If a neotype or lectotype was designated then a citation is given to the designation. Additional information may be given in parentheses with the type depository to cite the number and sex of syntypes existing in a collection if that number is different from the information given in the original description, or if the original description did not provide details about the type series; also, a reference may be cited wherein information can be found about the name-bearing type.

A subsequent spelling of a generic or specific name can be an incorrect subsequent spelling (which is not an available name) or an unjustified emendation (which is an available name with its own author and date). Incorrect subsequent spellings encountered during this study are cited but there are certainly others that escaped our notice. In a departure from the catalogue of O’Hara et al. (2009), an unjustified emendation is cited with an author and date (name only given in the prior catalogue except in rare cases).

The following acronyms are used in this work:

- Code** *International Code of Zoological Nomenclature*, specifically the fourth edition published by the International Commission on Zoological Nomenclature in 1999; cited as ICZN 1999.
- ICZN** International Commission on Zoological Nomenclature.
- JEOH** James E. O’Hara.
- PC** Pierfilippo Cerretti.

Name-bearing types

We follow the same method developed by O’Hara et al. (2009) for citing name-bearing type information for species described without a holotype designation in the original publication or without a subsequent lectotype or neotype designation. Details are provided about name-bearing types based on the content of an original description and are not biased by existing type material in collections (that information being given in parentheses with the type depository). Our format for citing published data

on name-bearing types other than a designated holotype, lectotype or neotype is explained below.

Type(s), male: One or more males. This citation is used for a species described from the male sex without indication of whether a single male (i.e., a holotype) or more than one male (i.e., syntypes) comprised the type series.

Type(s), female: One or more females. See “Type(s), male”.

Type(s), unspecified sex: One or more specimens with no indication of sex.

Syntypes, [number] male[s] and [number] female[s] (e.g., “Syntypes, 3 males and 2 females”): Species described from an indicated number of males and females.

Syntypes, males and females: Species described from both sexes but the number of each sex was not given.

Syntypes, males: Species described from more than one male but without indication of the number of males.

Syntypes, females: Species described from more than one female but without indication of the number of females.

Syntypes, unspecified number and sex: Species described from more than one specimen but without indication of sex or number of specimens.

Avoidance of assumption of holotype

In following the foregoing format we have complied with Recommendation 73F of the *Code* (ICZN 1999), “Avoidance of assumption of holotype”, which states: “Where no holotype or syntype was fixed for a nominal species-group taxon established before 2000, and when it is possible that the nominal species-group taxon was based on more than one specimen, an author should proceed as though syntypes may exist and, where appropriate, should designate a lectotype rather than assume a holotype (see also Article 74.6)”. See O’Hara et al. (2009: 9–10) for a further discussion of this issue.

By following Recommendation 73F of the *Code*, assumed holotypes take on the status of syntypes. The recommendation favors “where appropriate” the designation of lectotypes. We have combined the spirit of Recommendation 73F and the provisions of Article 74.5 of the *Code* (ICZN 1999) to recognize certain published statements (as discussed in next section) about assumed holotypes as lectotype fixations. This follows O’Hara et al. (2009) and is in our opinion the best way to reconcile assumed holotypes with the modern rules of nomenclature, while also giving credit of lectotype fixations to the authors who assumed holotypes (e.g., van Emden 1960, Crosskey 1976).

Lectotypifications

There are two types of lectotypification in zoological nomenclature, explicit and implicit. In the former, a single syntype in a type series is designated as lectotype; in the latter, there is some form of statement that can be construed as the selection of a sin-

gle name-bearing type. We follow O'Hara et al. (2009) in using the term “lectotype designation” for an explicit lectotypification and “lectotype fixation” for an implicit lectotypification. There is good reason to distinguish between the two because implicit lectotypifications are open to some interpretation, especially with respect to Article 74.5 of the *Code* (ICZN 1999: 82–83) that deals in part (see also Article 74.6) with lectotype designations before 2000:

“In a lectotype designation made before 2000, either the term ‘lectotype’, or an exact translation or equivalent expression (e.g. ‘the type’), must have been used or the author must have unambiguously selected a particular syntype to act as the unique name-bearing type of the taxon. When the original work reveals that the taxon had been based on more than one specimen, a subsequent use of the term ‘holotype’ does not constitute a valid lectotype designation unless the author, when wrongly using that term, explicitly indicated that he or she was selecting from the type series that particular specimen to serve as the name-bearing type”.

What constitutes a valid lectotypification (or lectotype fixation in our terminology) in the foregoing is largely dependent on how one interprets the passage about an author explicitly indicating “that he or she was selecting from the type series that particular specimen to serve as the name-bearing type”. At one end of the spectrum is the mere mention of a “holotype” or “type” by a subsequent author when the original type series clearly consisted of two or more syntypes. This statement does not constitute a lectotype fixation because the “holotype” is not distinguishable from other syntypes. At the other end of the spectrum is the mention of a “holotype” or “type” with accompanying details about its labelling, features, damage, etc. that clearly distinguishes that specimen from other syntypes; or perhaps there is only one type specimen in a collection and it is an “assumed holotype” (see section above) for a species described from an unspecified number of specimens. We considered these latter statements about a single type to qualify as lectotype fixations under Article 74.5 because they contain an explicit indication that an author accepted the cited “holotype” as the name-bearing type and restricted the term to a single recognizable specimen in a collection. We encountered many “holotype” statements that were not so easily interpretable as the aforementioned ones. For these, we adopted the criteria that there had to be reasonable grounds to believe the information provided would permit the “holotype” or “type” to be recognized in a collection, and we generally required some additional data beyond the mere mention of a “holotype” or “type”, for a statement to qualify as a lectotype fixation.

O'Hara et al. (2009) chose not to recognize lectotype fixations in Townsend's *Manual of Myiology* [Parts I–XII, 1934–1942]. They argued that Townsend consistently used the term “Ht” (holotype) for the name-bearing type of a type species of a nominal genus whether or not a holotype had been designated in the original publication or the “Ht” had been personally examined. This approach was adopted to avoid certain pitfalls that would follow from a universal acceptance of these cited holotypes (see O'Hara et al. 2009: 11). We have reconsidered this matter and have elected to follow Crosskey

(1969: 88, 1971: 255) and O'Hara and Wood (2004: 4) in accepting the mention of a "Ht" (when accompanied by information about type locality and type depository) in *Manual of Myiology* as a lectotype fixation if the specimen can be recognized in the cited depository or has a strong possibility of being so recognized. We could not, for practical reasons, examine all putative lectotypes to verify that they can be recognized in their cited depositories. We consider the verification of such putative lectotypes to be a "work in progress" and a task for us and future researchers to be mindful of when dealing with nominal species for which Townsend or other authors may have fixed lectotypes.

Type localities

Type localities are cited first by country and then by location within that country from larger to smaller geographic area or place. Spellings of geographic areas and places largely follow *The Times Comprehensive Atlas of the World* (Times Books 2007), if found in that work. Modern names and spellings are given where these have been determined. Country and province names (the latter generally given only for D.R. Congo, Madagascar and South Africa) are given only in their modern equivalents. For locality names that have changed since they were first published, the modern spelling is given first followed by the original spelling in square brackets and quotes; e.g., Kisangani [as "Stanleyville"]. Elevations are cited in metres (m) or feet (ft) as given by the author. Coordinates given in an original publication are cited in parentheses after the type locality and in their original format; e.g. Kenya, Western, Kakamega Forest, 1600m (0°13'37.2"N 34°52'49.8"E). Coordinates are included for many type localities that we had difficulty locating. These are given in square brackets (generally in degrees and minutes without seconds) after the locality to distinguish them from coordinates provided by an author; e.g., Rwanda, south of Volcan Karisimbi, Rivière Bikwi, 3100m [ca. 1°32'S, 29°30'E]. Localities that we could not find are given in quotes; e.g., Madagascar, "Ambalamalakana" [not located]. A variety of resources were used to locate type localities including atlases, maps, and literature, often found through Internet searches for the locality and/or collector. Two especially useful sources were: 1) the map in de Witte (1937) detailing the mountainous region between Lake Edward and Lake Kivu on the borders of D.R. Congo, Uganda and Rwanda, and 2) the maps in Scott (1958) of northern Ethiopia.

The type localities of almost 30 nominal species were published as the Rwenzori (often published as "Ruwendori") Range on the border of D.R. Congo and Uganda, frequently with additional data. Crosskey (1980b) placed some of these localities in D.R. Congo and others in Uganda. Other earlier authors cited only Uganda, and in the absence of evidence to the contrary we have cited all type localities associated with "Ruwendori" as in Uganda.

Criteria for citing type localities from Sweden, and for nominal species described by Meigen, are explained in O'Hara et al. (2009: 11).

Collections housing name-bearing types

The location of the name-bearing type (holotype, lectotype, neotype, or syntypes) is cited for each nominal species, where known. The collections housing these name-bearing types are listed below with the acronyms used in the text. We largely accepted as accurate the statements about the deposition of name-bearing types given in the original literature unless we had reason to doubt the information given (e.g., types known to have been relocated or are presumed lost). We personally examined many of the types cited in AMNH, BMNH, CNC, IRSNB, MCSN, MRAC, MSNM, MZF, MZUR, NHMW, NMB, NMDA, SAMC, SANC, SMNS, TAU, USNM, ZMHB and ZMUC.

The acronyms of collections cited in this work are as follows:

AMNH	American Museum of Natural History, New York, USA.
BMNH	Natural History Museum [formerly British Museum (Natural History)], London, United Kingdom.
CNC	Canadian National Collection of Insects, Agriculture and Agri-Food Canada, Ottawa, Canada.
ETHZ	Eidgenössische Technische Hochschule, Zürich, Switzerland.
FMNH	Finnish Museum of Natural History, Zoological Museum, University of Helsinki, Helsinki, Finland.
HUJI	Hebrew University, Jerusalem, Israel.
IRSNB	Institut Royal des Sciences Naturelles de Belgique, Bruxelles [Brussels], Belgium.
JOS	Private collection of J.O. Stireman, Dayton, Ohio, USA.
MCSN	Museo Civico di Storia Naturale, Genova [Genoa], Italy.
MHNG	Muséum d'Histoire Naturelle, Genève [Geneva], Switzerland.
MHNL	Musée d'Histoire Naturelle de Lille, Lille, France.
MNCN	Museo Nacional de Ciencias Naturales, Madrid, Spain (including the collection of the former Instituto Español de Entomología).
MNHN	Muséum National d'Histoire Naturelle, Paris, France.
MRAC	Musée Royal de l'Afrique Centrale, Tervuren, Belgium.
MSNM	Museo Civico di Storia Naturale, Milano [Milan], Italy.
MZF	Museo Zoologico "La Specola", Firenze [Florence], Italy.
MZLU	Museum of Zoology, Lund University, Lund, Sweden.
MZUR	Museum of Zoology, Università di Roma "La Sapienza", Roma [Rome], Italy.
NHMB	Naturhistorisches Museum Basel, Basel, Switzerland.
NHMW	Naturhistorisches Museum Wien, Wien [Vienna], Austria.
NHRS	Naturhistoriska Riksmuseet [Swedish Museum of Natural History], Stockholm, Sweden.
NMB	National Museum, Bloemfontein, South Africa.
NMBA	Naturhistorisches Museum der Benediktiner-Abtei Admont, Admont, Austria.

- NMBZ** Natural History Museum of Zimbabwe, Bulawayo, Zimbabwe [formerly National Museum of Southern Rhodesia].
- NMDA** Department of Arthropoda, KwaZulu-Natal Museum, Pietermaritzburg, South Africa.
- NMCL** Naturkunde-Museum Coburg, Coburg, Germany.
- NMNH** National Museum of Namibia, Windhoek, Namibia.
- RMNH** Naturalis Biodiversity Center, Leiden, Netherlands [formerly Nationaal Natuurhistorisch Museum and before that Rijksmuseum van Natuurlijke Historie]. The Zoölogisch Museum of the University of Amsterdam [as ZMAN] closed recently and the collections were merged with those of RMNH.
- SAMC** Iziko South African Museum, Cape Town, South Africa.
- SANC** South African National Collection of Insects, ARC, Plant Protection Research Institute, Pretoria, South Africa [former acronym as PPRI].
- SDEI** Senckenberg Deutsches Entomologisches Institut, Leibniz-Zentrum für Agrarlandschaftsforschung, Müncheberg, Germany.
- SMF** Forschungsinstitut und Naturmuseum Senckenberg, Frankfurt am Main, Germany.
- SMNS** Staatliches Museum für Naturkunde, Stuttgart, Germany.
- TAU** Tel Aviv University, Tel Aviv, Israel.
- USNM** National Museum of Natural History [formerly United States National Museum], Smithsonian Institution, Washington, USA.
- ZIN** Zoological Institute, Russian Academy of Sciences, St. Petersburg, Russia.
- ZMHB** Museum für Naturkunde [formerly associated with Humboldt-Universität], Leibniz-Institut für Evolutions- und Biodiversitätsforschung, Berlin, Germany.
- ZMUC** Zoological Museum, Natural History Museum of Denmark, University of Copenhagen, Copenhagen, Denmark.
- ZMUH** Zoologisches Institut und Zoologisches Museum, Universität von Hamburg, Germany.
- ZMUK** Zoologisches Museum der Christian-Albrechts-Universität zu Kiel, Kiel, Germany.
- ZMUM** Zoological Museum, Moscow State University, Moscow, Russia.

Geographic divisions

The known distribution of each tachinid species recorded from the Afrotropical Region is given next to the valid name in the following order: Afrotropical Region, Palearctic Region, Oriental Region, Australasian and Oceanian regions [cited as Australasian for brevity], Nearctic Region, and Neotropical Region. Each of these regions is subdivided according to the scheme explained below. Areas close to the Afrotropical Region are subdivided more finely than those that are distant from it. Spellings of countries and

areas within countries follow, with few exceptions, *The Times Comprehensive Atlas of the World* (Times Books 2007). The abbreviations and names given below are those used for the distributions given in the Catalogue section.

Afrotropical Region (Fig. 1)

The geographic limits of the Afrotropical Region follow Crosskey (1980a) except for the addition of Oman and United Arab Emirates (formerly part of the Palaearctic Region) to conform to the *Manual of Afrotropical Diptera* that is currently in preparation (A.H. Kirk-Spriggs and B.J. Sinclair, editors).

The names of countries and islands listed below and shown in Fig. 1 have in a few instances changed from those given in Crosskey (1980a). These changes are noted in the following list. Two new countries have formed since the last catalogue: Eritrea (formerly part of Ethiopia) and South Sudan (formerly part of Sudan). It is not possible to divide old distribution records from “Sudan” into the present countries of Sudan and South Sudan and hence Sudan is used in the sense of both countries in the Catalogue section. There are several nominal species with type localities in this greater Sudan and in all cases these localities are in the present country of Sudan; i.e., no species was described from South Sudan.

Angola.

Ascension (an island dependency of the United Kingdom Overseas Territory of Saint Helena).

Benin.

Botswana.

Burkina [Burkina Faso] (as Upper Volta in Crosskey 1980a).

Burundi.

Cameroon (as Cameroun in Crosskey 1980a).

Cape Verde [Cape Verde Islands].

C.A. Republic [Central African Republic].

Chad.

Comoros [Comoros Islands].

Congo.

Côte d'Ivoire [or Ivory Coast].

Djibouti.

D.R. Congo [Democratic Republic of the Congo] (as Zaire in Crosskey 1980a).

Eq. Guinea [Equatorial Guinea] (including Annobón and Bioco [as “Fernando Póo”] islands of Crosskey 1980a).

Eritrea (new country since Crosskey 1980a [formerly part of Ethiopia]).

Ethiopia.

Gabon.

Gambia [The Gambia].



Figure 1. Countries and major islands of the Afrotropical Region. These are used for distributions within the Afrotropical Region and are listed (with annotations) under Geographic Divisions in the Materials and methods section.

Ghana.

Guinea.

Guinea-Bissau.

Kenya.

Lesotho.

Liberia.

Madagascar.

Malawi.

Mali.

Mauritania.

Mauritius (including Cargados Carajos and Rodrigues islands of Crosskey 1980a).

Mozambique.
 Namibia.
 Niger.
 Nigeria.
 Oman (not included in Afrotropical Region of Crosskey 1980a).
 Réunion (France).
 Rwanda.
 Saint Helena (United Kingdom Overseas Territory).
 São Tomé & Príncipe (treated separately in Crosskey 1980a).
 Senegal.
 Seychelles (including Aldabra, Amirante, Astove, Coëtivy, and Cosmoledo islands of Crosskey 1980a).
 Sierra Leone.
 Somalia.
 South Africa.
 South Sudan (see note for Sudan; new country since Crosskey 1980a [formerly part of Sudan]).
 Sudan (including, for distributional purposes, South Sudan).
 Swaziland.
 Tanzania.
 Togo.
 Tristan da Cunha (an island dependency of the United Kingdom Overseas Territory of Saint Helena).
 Tromelin (disputed island territory of France).
 U.A. Emirates [United Arab Emirates] (not included in Afrotropical Region of Crosskey 1980a)
 Uganda.
 Yemen (including South Yemen and Suqutrá [as Socotra] of Crosskey 1980a).
 Zambia.
 Zimbabwe (as Rhodesia in Crosskey 1980a).

Palaeartic Region (Fig. 2)

The traditional limits of the Palaeartic Region are recognized except that Oman and United Arab Emirates are assigned to the Afrotropical Region to conform with the upcoming *Manual of Afrotropical Diptera* and the boundary with the Oriental Region through China is as newly defined under Oriental China (area 12). The subdivisions of the Palaeartic Region are explained below and are shown in Fig. 2, where they are labelled according to the following numbering scheme.

1. Europe.

- a. British Is. [British Isles].—United Kingdom and Republic of Ireland.

- b. Scand. [Scandinavia].—Iceland, Denmark (excluding Greenland), Norway, Sweden, and Finland.
 - c. W. Eur. [Western Europe].—Austria, Belgium, Channel Islands, France (excluding Corse), Germany, Liechtenstein, Luxembourg, Netherlands, and Switzerland.
 - d. E. Eur. [Eastern Europe].—Belarus, Czech Republic, Estonia, Hungary, Kaliningradskaya [or Kaliningrad] Oblast' (Russia), Latvia, Lithuania, Moldova, Poland, Romania, Slovakia, and Ukraine.
 - e. SW. Eur. [Southwestern Europe].—Andorra, Portugal (including Azores, excluding Madeira), and Spain (excluding Canary Islands).
 - f. SC. Eur. [Southcentral Europe].—Corse (France), Italy, Malta, Monaco, and San Marino.
 - g. SE. Eur. [Southeastern Europe].—Albania, Bosnia and Herzegovina, Bulgaria, Croatia, Greece, Montenegro, Macedonia, Serbia, and Slovenia.
 - h. Turkey.—Cyprus and Turkey.
2. N. Africa [North Africa].
- a. Canary Is. [Canary Islands].—Canary Islands (Spain).
 - b. Madeira.—Madeira (Portugal).
 - c. NW. Africa [Northwestern Africa].—Algeria, Morocco, Tunisia, and Western Sahara.
 - d. NE. Africa [Northeastern Africa].—Egypt and Libya.
3. M. East [Middle East].
- a. Israel (treated as a separate division because the Tachinidae are significantly better known from Israel than from the other countries of the Middle East).
 - b. M. East [Middle East] (excluding Israel).—Afghanistan, Bahrain, Iran, Iraq, Jordan, Kuwait, Lebanon, Oman, [Occupied] Palestinian territories, Qatar, Saudi Arabia, and Syria.
4. Transcaucasia.—Armenia, Azerbaijan, and Georgia.
5. C. Asia [Central Asia].—Kyrgyzstan, Tajikistan, Turkmenistan, and Uzbekistan.
6. Kazakhstan.
7. Russia [or Russian Federation].
- a. W. Russia [Western Russia, excluding Kaliningradskaya Oblast'].—Bordering Scandinavia and Eastern Europe to the west, Transcaucasia to the south, Ural Mountains to the east, and Kazakhstan to the southeast.
 - b. W. Siberia [Western Siberia].—Bordering Western Russia to the west, Kazakhstan and Mongolia to the south, and Yenisey River to the east.
 - c. E. Siberia [Eastern Siberia].—Bordering Western Siberia to the west, Mongolia and China to the south, and Russian administrative divisions of Chukotskiy [or Chukotka] Avtonomnyy Okrug, Magadanskaya [or Magadan] Oblast', Khabarovskiy [or Khabarovsk] Kray, and Amurskaya [or Amur] Oblast' to the east.
 - d-e. Far East [Russian Far East].—Bordering Eastern Siberia to the west, China and North Korea to the south, and Japan to the southeast.

- d. N. Far East [Northern Russian Far East].—Russian administrative divisions of Chukotskiy Avtonomnyy Okrug, Magadanskaya Oblast', and Kamchatskiy [or Kamchatka] Kray.
 - e. S. Far East [Southern Russian Far East].—Russian administrative divisions of Khabarovskiy Kray, Amurskaya Oblast', Yevreyskaya [or Jewish] Avtonomnaya Oblast', and Sakhalinskaya [or Sakhalin] Oblast' (including Kuril Islands).
8. Mongolia.
 9. Korea.—North and South Korea. Cited as Korea when more detailed distributional data is not available.
 - a. N. Korea [North Korea].
 - b. S. Korea [South Korea].
 10. Japan (excluding Ryukyu I.).
 11. Pal. China [Palaeartic China]. North of the dotted line in Fig. 2, comprising that part of China not listed for Oriental China.

Oriental Region (Fig. 2)

The Oriental Region is bounded on the south by Weber's Line (following Evenhuis 1989) and on the north and west by the Palaeartic Region. The subdivisions of the Oriental Region are explained below and are shown on Fig. 2, where they are labelled according to the following numbering scheme.

12. Orien. China [Oriental China]. The Oriental portion of China is newly defined here as comprising the southern half of Chongqing, Fujian, Guangdong, Guangxi, Guizhou, Hainan, Hong Kong, Hunan, Jiangxi, Macau, Shanghai, southern half of Sichuan, most of Yunnan except for the extreme northwest portion, and Zhejiang. A species recorded from Palaeartic China and additionally Sichuan and/or Yunnan, with no other records from Oriental China, is recorded only from Palaeartic China; e.g., *Periscepsia carbonaria* (Panzer).
13. Maldives etc.—Maldives, Lakshadweep (India), British Indian Ocean Territory [or Chagos Archipelago] (United Kingdom Overseas Territory).
14. Pakistan.
15. India.
16. Sri Lanka.
17. Nepal.
18. Bhutan.
19. Bangladesh.
20. Myanmar [or Burma].
21. Laos.
22. Vietnam.
23. Cambodia.
24. Thailand.

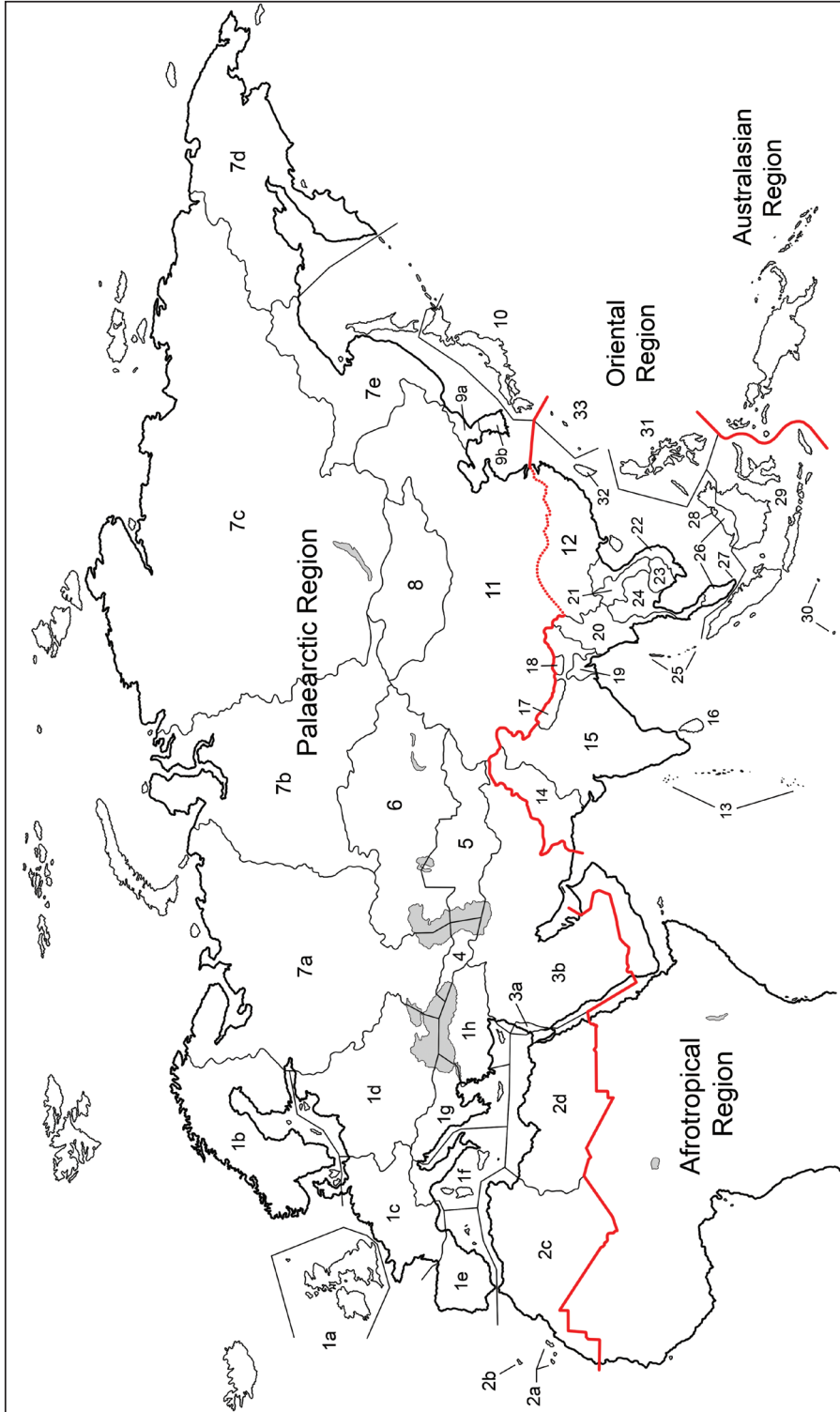


Figure 2. Subdivisions of the Palearctic and Oriental regions used for distributions outside the Afrotropical Region. The numbers correspond to the countries or areas listed under Geographic Divisions in the Materials and methods section.

25. Andaman & Nicobar Is.—Andaman and Nicobar Islands (India).
26. Malaysia.
27. Singapore.
28. Brunei.
29. Indonesia (Oriental part as delimited by Weber's Line; mainly Borneo, Jawa [or Java], Lesser Sunda Islands, Sulawesi [or Celebes], and Sumatera [or Sumatra]).
30. Christmas & Cocos Is.—Territories of Christmas Island and Cocos [or Keeling] Islands (Australia).
31. Philippines.
32. Taiwan.
33. Ryukyu Is.—Ryukyu Islands [or Nansei-shotō] (Japan).

Australasian and Oceanian regions

These regions are combined under the title of Australasian Region for the purposes of this catalogue. The combined region is bounded on the north by the Oriental Region (Weber's Line) and is subdivided as follows.

N. Australasian.—Indonesia (Australasian part as delimited by Weber's Line; mainly Maluku [or Moluccas] Islands, Western New Guinea [or Irian Jaya], and Papua New Guinea (including Bismarck Archipelago).

Australia.

Hawaii.—Hawaiian Islands (USA).

Melanesia.—Melanesia (excluding Papua New Guinea and Bismarck Archipelago, listed as part of N. Australasian), principally Fiji, New Caledonia (France), Solomon Islands, and Vanuatu.

Micronesia.—Federated States of Micronesia, principally Guam (USA), Kiribati, Marshall Islands, Nauru, Northern Mariana Islands (USA), and Palau.

New Zealand.

Polynesia.—Polynesia (excluding New Zealand and Hawaii, each listed separately), principally American Samoa (USA), Cook Islands (New Zealand), Easter Island (Chile), French Polynesia (France), Niue (New Zealand), Pitcairn Islands (United Kingdom), Samoa, Tokelau (New Zealand), Tonga, Tuvalu, and Wallis and Futuna (France).

Nearctic Region

The Nearctic Region is arbitrarily defined as America north of Mexico for the purposes of this catalogue, including Greenland (Denmark) and Bermuda (United Kingdom Overseas Territory) but not Hawaii (USA) and the West Indies (following O'Hara and Wood 2004). The Nearctic Region is not subdivided in this catalogue but individual distributions are given for species recorded from the region.

Neotropical Region

This region is bounded on the north by the Nearctic Region. There are only three species recorded from the region in this catalogue: *Leucostoma simplex* (Fallén), *Trichopoda giacomellii* (Blanchard) (introduced into South Africa and establishment unknown), and *Voria ruralis* (Fallén).

Sample distribution

A species recorded from all regions and subdivisions recognized here would be cited with the following distribution:

Afrotropical: Angola, Ascension, Benin, Botswana, Burkina, Burundi, Cameroon, Cape Verde, C.A. Republic, Chad, Comoros, Congo, Côte d'Ivoire, Djibouti, D.R. Congo, Eq. Guinea, Eritrea, Ethiopia, Gabon, Gambia, Ghana, Guinea, Guinea-Bissau, Kenya, Lesotho, Liberia, Madagascar, Malawi, Mali, Mauritania, Mauritius, Mozambique, Namibia, Niger, Nigeria, Oman, Réunion, Rwanda, Saint Helena, São Tomé & Príncipe, Senegal, Seychelles, Sierra Leone, Somalia, South Africa, Sudan, Swaziland, Tanzania, Togo, Tristan da Cunha, Tromelin, U.A. Emirates, Uganda, Yemen, Zambia, Zimbabwe. Palaearctic: C. Asia, Europe (British Is., Scand., W. Eur., E. Eur., SW. Eur., SC. Eur., SE. Eur., Turkey) [or Europe (all), if recorded from all subdivisions], Japan, Kazakhstan, Korea (N. Korea, S. Korea), M. East (Israel, M. East) [or M. East (all)], Mongolia, N. Africa (Canary Is., Madeira, NW. Africa, NE. Africa) [or N. Africa (all)], Pal. China, Russia (W. Russia, W. Siberia, E. Siberia, N. Far East, S. Far East) [or Russia (all)], Transcaucasia. Oriental: Andaman & Nicobar Is., Bangladesh, Bhutan, Brunei, Cambodia, Christmas & Cocos Is., India, Indonesia, Laos, Malaysia, Maldives etc., Myanmar, Nepal, Orient. China, Pakistan, Philippines, Ryukyu Is., Singapore, Sri Lanka, Taiwan, Thailand, Vietnam. Australasian: Australia, Hawaii, Melanesia, Micronesia, N. Australasian, New Zealand, Polynesia. Nearctic: [individual distribution]. Neotropical: [individual distribution].

Distributional data

Distributions within the Afrotropical Region

Distributions are cited for each species based on published records, examination of specimens in collections, and material collected by the authors (primarily PC) or made available to us by colleagues (see Acknowledgements). The principle source for published records was Crosskey (1980b), which was generally the starting point for the distributions cited here. Crosskey's distributions were augmented or revised based on subsequent literature. As well, his generalized ranges given for widespread species were further detailed to the country level, as much as possible, using earlier literature. In

such instances we cited Crosskey's generalized range (e.g., "widespread trop. Afr. & sthn Afr." for *Hermya diabolus*) and followed this with a list of countries for which we found records.

Distributions outside the Afrotropical Region

The primary sources for extralimital distributions were Herting (1984) and Herting and Dely-Draskovits (1993) for the Palaearctic Region, *Fauna Europaea* (Tschorsnig et al. 2004) for Europe, Tschorsnig and Báez (2002) for Spain, Portugal and Andorra (and associated islands), Cerretti and Freidberg (2009) for Israel, Cerretti (2010) for Italy, Dawah (2011) for Saudi Arabia, Zeegers (2007) for Yemen, Zeegers (2010) for United Arab Emirates, Richter (2004) for the Russian Far East, Shima (2014) for Japan, O'Hara et al. (2009) for China, Crosskey (1976) for the Oriental Region, Cantrell and Crosskey (1989) for the Australasian and Oceanian regions, *Australian Faunal Directory* (Ginn 2012) for Australia, O'Hara and Wood (2004) for America north of Mexico (herein as Nearctic Region), and Guimarães (1971) for America south of the United States (herein as Neotropical Region). Other literature on the Tachinidae published after the foregoing sources supplemented these primary references. See notes in O'Hara et al. (2009: 20) regarding the interpretation of records given as Mongolia and West and East Siberia in Herting and Dely-Draskovits (1993).

Classification

The classification adopted here recognizes the usual four subfamilies—Dexiinae, Exoristinae, Phasiinae and Tachininae—a classificatory scheme that has been generally accepted since the time of Herting's (1984) Palaearctic catalogue (e.g., Wood 1987, Tschorsnig and Richter 1998, Ziegler 1998, O'Hara and Wood 2004, Richter 2004, O'Hara et al. 2009, Cerretti 2010, and Shima 2014). Crosskey (1980b) recognized five subfamilies, the aforementioned four (the Exoristinae as Goniinae) plus the Dufouriinae. The last was recognized by Verbeke (1962a) in his detailed study of tachinid male terminalia but most authors since Herting (1984) have afforded this taxon tribal status within the Dexiinae.

At the tribal level, the greatest difference between the classification of Crosskey (1980b) and modern works was in the treatment of what Crosskey (1973b, 1976) called the "Goniini-Carceliini-Sturmiini-Eryciini complex". In general terms, the Goniini and Sturmiini of this complex are now united under Goniini and the other two are united under Eryciini (see O'Hara 2013 for a historical review). Females of the Goniini produce microtype eggs and those of the Eryciini produce macrotype eggs, but adult external morphology does not always separate them (e.g., Cerretti et al. 2015). This continues to be a problem for some Afrotropical taxa of Goniini–Erycini of unknown reproductive habit and "ambiguous" external morphology.

A few tribes have been moved to other subfamilies since Crosskey (1980b). The Neaerini have been split into the Graphogastrini and Neaerini and transferred, along with the Siphonini, from the Exoristinae (as Goniinae) to the Tachininae. The genus *Sarrorhina* Villeneuve is moved herein from its placement by Crosskey (1980b) in the Minthoini (Tachininae) to the Graphogastrini, **comb. n.** The tribe Acemyini is retained in the Exoristinae where most authors, including Crosskey (1980b), have placed it. O'Hara and Wood (2004) and O'Hara et al. (2009) treated it under Tachininae but the recent phylogenetic studies of Cerretti et al. (2014) and Winkler et al. (2015) strongly support its placement in the Exoristinae.

The Campylochotini, Thelairiini, Voriini and Wagneriini were recognized as distinct tribes within the Tachininae by Crosskey (1980b). They have since been moved to the Dexiinae but there has been no consensus on how to treat them tribally with the exception of Wagneriini being included within the Voriini. O'Hara and Wood (2004) recognized the Campylochotini, Thelairiini and Voriini as distinct tribes, O'Hara et al. (2009) recognized only the Campylochotini and Voriini (with Thelairiini included in the latter), and other authors placed all of these taxa in the Voriini (e.g., Herting 1984, Tschorsnig and Herting 1994, Ziegler 1998, Cerretti 2010). We have elected to recognize the single tribe Voriini, which is consistent with the phylogenetic analysis of Cerretti et al. (2014).

The Eloceriini, Linnaemyini, and Loewiini were recognized as tribes (within the Tachininae) by Crosskey (1980b) and subsequent authors have treated them in various ways. These taxa, along with the Polideini (a non-Afrotropical tribe) and Bigonichetini (formerly the Triarthriini) are related in a manner that is not yet clear (O'Hara 2002, Cerretti et al. 2014). For present purposes we recognize two tribes in the Afrotropics, the Ernestiini (including Eloceriini, Linnaemyini and Loewiini) and Bigonichetini (represented by *Trichactia* Stein). *Trichactia* was the only member of the Eloceriini recognized from the Afrotropics by Crosskey (1980b) and is treated herein as the only member of the Bigonichetini.

The Eutherini, a small tribe with one of its two genera (*Euthera* Loew) present in the Afrotropics, have the distinction of being one of only two tribes in recent decades to have been treated in the Phasiinae by some authors (e.g., Crosskey 1980b, Herting 1984, Ziegler 1998, Richter 2004) and in the Dexiinae by others (e.g., Shima 1989, O'Hara and Wood 2004, Cerretti 2010). We follow the latter placement and consider the tribe as possibly a basal member of the subfamily, as first suggested by Shima (1989) and recently supported by Winkler et al. (2014, 2015).

The Imitomyiini have also been treated in the Phasiinae by some authors (e.g., Herting 1984, Richter 2004) and in the Dexiinae by others (e.g., O'Hara and Wood 2004, Cerretti 2010), but were placed by Crosskey (1980b) in the Dufouriinae following Verbeke (1962a). The tribe is placed in the Phasiinae herein as supported by the morphological analysis of Cerretti et al. (2014). *Imitomyia* Townsend with *Diplopota* Bezzi in synonymy was recognized as the sole Afrotropical genus of the Imitomyiini by Crosskey (1980b, 1984). Herting (1984) treated both *Imitomyia* and *Diplopota* as valid but the synonymy of Crosskey is followed here, as it was by O'Hara (2014).

Another tribe of enigmatic placement, the Strongygastrini, is newly recorded from the Afrotropical Region. The tribe has typically been considered an unusual member of the Phasiinae (because it is ovolarviparous and not restricted to parasitizing heteropterans) (e.g., Verbeke 1962a, Herting 1984, Tschorsnig 1985, Shima 2014) but has been treated in the Tachininae by some recent authors (e.g., O'Hara and Wood 2004, O'Hara et al. 2009, Cerretti 2010). The morphological analysis of Cerretti et al. (2014) and molecular analyses of Winkler et al. (2014, 2015) support the former view and this placement of the Strongygastrini in Phasiinae is followed herein. The Strongygastrini are represented in the Afrotropical Region by a single genus, *Rondaniooestrus* Villeneuve. Our treatment of *Rondaniooestrus* and the non-Afrotropical genus *Strongygaster* Macquart in the Strongygastrini (in Phasiinae) was first advanced by Verbeke (1962a). Crosskey (1980b) placed *Rondaniooestrus* in the monotypic tribe Rondaniooestrini in the Tachininae, but Tschorsnig (1985) tentatively agreed with Verbeke (1962a) and preliminary unpublished data arising from the *Phylogeny and Evolution of World Tachinidae* project (see Stireman et al. 2013 for project overview) also supports a close relationship between *Rondaniooestrus* and *Strongygaster*.

Crosskey (1976) noted similarities between the Glaurocarini and Ormiini but retained the two as separate tribes in the Tachininae, as did Crosskey (1980b). Tschorsnig (1985) combined them under the Ormiini and Ziegler (1998) supported this grouping. We prefer to recognize the Glaurocarini and Ormiini as distinct tribes pending further study of their relationships.

Within the Phasiinae, the Cinochirini of Crosskey (1980b) have been included within Leucostomatini since Herting (1984) and this arrangement is followed herein. *Gymnosoma* Meigen was placed in Phasiini by Crosskey (1980b) and Herting (1984) but Tschorsnig (1985) recognized a monophyletic Gymnosomatini based on derived features of the male terminalia. Included within Gymnosomatini were the Afrotropical genera *Bogosia* Rondani and *Bogosiella* Villeneuve and the New World genus *Trichopoda* Berthold. Contemporaneous and subsequent authors have been split in their treatment of the *Gymnosoma* group, some continuing to include it in the Phasiini (e.g., Barraclough 1985a, Tschorsnig and Herting 1994, Richter 2004, O'Hara et al. 2009, Cerretti 2010, Shima 2014) and others recognizing it as a tribe (e.g., Ziegler 1998, O'Hara and Wood 2004). *Trichopoda* (of unconfirmed presence as an introduction in South Africa) and related genera have continued to be treated in the literature in the Trichopodini (O'Hara and Wood 2004, Cerretti 2010). However, the recent analysis of Cerretti (2014) and our own studies provide support for the Gymnosomatini *sensu* Tschorsnig (1985) and we recognize this tribe herein with the genera *Bogosia*, *Bogosiella*, *Gymnosoma* and *Trichopoda*. Based on our own research we transfer herein *Paraclara* Bezzi (as *Clara* Brauer & Bergenstamm in Crosskey 1980b) from the Cylindromyiini to Hermyini, **comb. n.**

With respect to the priority of family-group names, Sabrosky (1999) is followed unless otherwise noted. We recognize subfamilies, tribes (but not subtribes), genera, subgenera, species, and in rare instances (in deference to existing literature) subspecies (only for the three species *Trigonospila prasius* Mesnil, *Siphona fuliginea* Mesnil and *Siphona reducta* Mesnil).

Review of generic changes since Crosskey's Afrotropical catalogue

There has been no dramatic reappraisal of the Afrotropical genera of Tachinidae since Crosskey (1980b) but instead a steady succession of taxonomic papers that have introduced gradual changes to the generic classification over the past 35 years. The genera involved and associated references are listed in this section as a review of the changes that have shaped the current generic classification of Afrotropical Tachinidae. The section "Summary of new taxonomic and nomenclatural changes" gives the changes to the current classification that are introduced in this catalogue.

Three lists are given in this section. In the first list that follows are the genera and subgenera that have been described or recorded from the Afrotropical Region since Crosskey (1980b), or were treated under other generic names in that work and have since been recognized as valid names.

Acemya Robineau-Desvoidy, 1830 (Zeegers 2007, 2010).

Amnonia Kugler, 1971 (Zeegers 2010).

Anomalostomyia Cerretti & Barraclough, 2007.

Apomorphomyia Crosskey, 1984.

Brachychaetoides Mesnil, 1970 (treated as a synonym of *Chlorolydella* Townsend, 1933 by Crosskey (1980b) but reinstated as a valid name by Crosskey (1984)).

Calliethilla Shima, 1979 (Cerretti 2012).

Calyptromyia Villeneuve, 1915 (Dear 1981).

Campylocheta Rondani, 1859 (as *Elpe* Robineau-Desvoidy, 1863 in Crosskey (1980b), a genus subsequently synonymized with *Campylocheta*).

Chryserycia Mesnil, 1977 (described from Madagascar by Mesnil (1977b), a paper missing from Crosskey (1980b)).

Clairvillips Mesnil, 1959 (treated as a synonym of *Dionaea* Robineau-Desvoidy, 1830 by Crosskey (1980b) and as a synonym of *Clairvillia* Robineau-Desvoidy, 1830 by Crosskey (1984) but subsequently recognized as a valid name).

Clausicella Rondani, 1856 (as *Istoglossa* Rondani, 1856 in Crosskey (1980b), a genus subsequently synonymized with *Clausicella*).

Conopomima Mesnil, 1978 (published too late to be included in Crosskey (1980b) but was listed in the simultaneously published Appendix of Crosskey (1980a)).

Crassicornia Kugler, 1980.

Dionomelia Kugler, 1978 (Zeegers 2010).

Estheria Robineau-Desvoidy, 1830 (as *Dolichodexia* Brauer & Bergenstamm, 1889 in Crosskey (1980b), a genus subsequently synonymized with *Estheria*).

Eugaedioxenis Cerretti, O'Hara & Stireman, 2015 (Cerretti et al. 2015).

Exoristella Herting, 1984 as subgenus of *Exorista* Meigen, 1803.

Istocheta Rondani, 1859 (as *Prosopofrontina* Townsend, 1926 in Crosskey (1980b), a genus subsequently synonymized with *Istocheta*).

Kaiseriola Mesnil, 1970 (treated as a synonym of *Diaprochaeta* Mesnil, 1970 by Crosskey (1980b) but reinstated as a valid name by Crosskey (1984)).

Kuwanimyia Townsend, 1916 (Cerretti 2009b).

- Lydella* Robineau-Desvoidy, 1830 (as *Metoposisyrops* Townsend, 1916 in Crosskey (1980b), a genus synonymized with *Lydella* by Woodley (1994)).
- Mediosetiger* Barraclough, 1983.
- Meigenia* Robineau-Desvoidy, 1830 (Zeegers 2007).
- Minthosoma* Zeegers, 2007.
- Montanothalma* Barraclough, 1996.
- Myxogaedia* Mesnil, 1956 (treated as a synonym of *Pretoriana* Curran, 1938 by Crosskey (1980b) and changed to the valid name of the genus by O'Hara (2011)).
- Nardia* Cerretti, 2009.
- Nealsomyia* Mesnil, 1939 (Cerretti 2005).
- Neophryxe* Townsend, 1916 (Cerretti 2012).
- Nilea* Robineau-Desvoidy, 1863 (recorded from Madagascar by Mesnil (1977b), a paper missing from Crosskey (1980b)).
- Ossidingia* Townsend, 1919 (treated as a synonym of *Nemorilla* Rondani, 1856 by Crosskey (1980b) but reinstated as a valid name by Crosskey (1984)).
- Paraclara* Bezzi, 1908 (treated as a synonym of *Clara* Brauer & Bergenstamm, 1889 by Crosskey (1980b) but corrected to the valid name of the genus in the simultaneously published Appendix of Crosskey (1980a)).
- Phasia* Latreille, 1804 (as *Alophora* Robineau-Desvoidy, 1830 in Crosskey (1980b), a genus subsequently synonymized with *Phasia*).
- Piligenoides* Barraclough, 1985.
- Pseudalsomyia* Mesnil, 1968 (Cerretti 2012).
- Ptilotachina* Brauer & Bergenstamm, 1891 as subgenus of *Exorista* Meigen, 1803.
- Ramonella* Kugler, 1980 (Zeegers 2007).
- Rhinophoroides* Barraclough, 2005.
- Rhynchogonia* Brauer & Bergenstamm, 1893 (Zeegers 2010).
- Rossimylops* Mesnil, 1953 (Cerretti et al. 2009).
- Schembria* Rondani, 1861 (Crosskey 1984, Barraclough 1991).
- Senometopia* Macquart, 1834 was treated as a subgenus of *Carcelia* Robineau-Desvoidy, 1830 by Crosskey (1980b) but has subsequently been recognized as a separate genus.
- Smidtia* Robineau-Desvoidy, 1830 (as *Timavia* Robineau-Desvoidy, 1863 in Crosskey (1980b), a genus subsequently synonymized with *Smidtia*).
- Spixomyia* Crosskey, 1967 as subgenus of *Exorista* Meigen, 1803.
- Stomina* Robineau-Desvoidy, 1830 (undetermined species noted by Mesnil (1975a), Crosskey (1984) and Zeegers (2007)).
- Stylocarcelia* Zeegers, 2007.
- Thrixion* Brauer & Bergenstamm, 1889 (Zeegers 2007).
- Trichopoda* Berthold, 1827 (two species introduced into South Africa in the 1990s but no confirmation of establishment).

In the second list below are given genus-group names that have changed status since Crosskey (1980b). Some are treated as the valid names of subgenera in the current literature but none as the valid name of a genus. Names mentioned in the com-

ments in the list above are not repeated here (i.e., *Alophora*, *Clara*, *Dolichodexia*, *Elpe*, *Istoglossa*, *Metoposisyrops*, *Pretoriana*, *Prosopofrontina*, and *Timavia*).

Alophorella Townsend, 1912 was treated as a subgenus of *Alophora* Robineau-Desvoidy, 1830 by Crosskey (1980b). It is currently recognized as a synonym of *Phasia* Latreille, 1804. Subgenera of *Phasia* are not recognized herein because the Afrotropical species have been insufficiently studied.

Asiphona Mesnil, 1954 was treated as a genus by Crosskey (1980b) but has subsequently been synonymized with *Siphona* subgenus *Aphantorhaphopsis* Townsend, 1926.

Carcelita Mesnil, 1975 was treated as a *nomen nudum* by Crosskey (1980b) but has subsequently been recognized as a subgenus of *Carcelia* Robineau-Desvoidy, 1830 (e.g., Cerretti and Freidberg 2009).

Caricelia Mesnil, 1975 was treated as a subgenus of *Carcelia* Robineau-Desvoidy, 1830 by Crosskey (1980b) but has subsequently been synonymized with *Carcelia* subgenus *Carcelita* Mesnil, 1975.

Ceranthia Robineau-Desvoidy, 1830 was treated as a genus by Crosskey (1980b) but has subsequently been recognized as a subgenus of *Siphona* Meigen, 1803.

Cuphocera Macquart, 1845 was treated as a genus by Crosskey (1980b) but has subsequently been synonymized with *Peleteria* Robineau-Desvoidy, 1830.

Elfia Robineau-Desvoidy, 1850 was treated as a genus by Crosskey (1980b) but has subsequently been synonymized with *Phytomyptera* Rondani, 1845 (a genus also recognized as valid by Crosskey 1980b).

Mapolomyia Verbeke, 1960 was treated as a genus by Crosskey (1980b) but has subsequently been synonymized with *Cahenia* Verbeke, 1960 by Crosskey (1984).

Mormonomyia Brauer & Bergenstamm, 1891 was treated as a subgenus of *Alophora* Robineau-Desvoidy, 1830 by Crosskey (1980b). It is currently recognized as a synonym of *Phasia* Latreille, 1804. Subgenera of *Phasia* are not recognized herein because the Afrotropical species have been insufficiently studied.

Palxorista Townsend, 1921 was treated as a genus by Crosskey (1980b) but has subsequently been recognized as a subgenus of *Drino* Robineau-Desvoidy, 1863.

Phaniola Mesnil, 1978 was listed as a genus by Crosskey (1981a) in the Appendix to the Afrotropical catalogue but was placed in synonymy with *Catapariprosopa* Townsend, 1927 by Crosskey (1984).

Podotachina Brauer & Bergenstamm, 1891 was treated as a synonym of *Exorista* Meigen, 1803 by Crosskey (1980b) but has subsequently been recognized as a subgenus of *Exorista*.

Stomatomyia Brauer & Bergenstamm, 1889 was treated as a genus by Crosskey (1980b) but has subsequently been recognized as a subgenus of *Chetogena* Rondani, 1856. Subgenera of *Chetogena* are not recognized herein because the Afrotropical species have been insufficiently studied.

Tricoliga Rondani, 1856 was treated as a synonym of *Exorista* Meigen, 1803 by Crosskey (1980b, spelled as *Thrycolyga*) but has subsequently been recognized as a subgenus of *Exorista*.

Trypherosoma Verbeke, 1962 was treated as a genus by Crosskey (1980b) but was subsequently synonymized with *Gynandromyia* Bezzi, 1923 by Crosskey (1984). *Zelindomyia* Verbeke, 1962 was treated as a genus by Crosskey (1980b) but was subsequently synonymized with *Gynandromyia* Bezzi, 1923 by Crosskey (1984). *Ziminiola* Mesnil, 1978 was treated as a genus by Crosskey (1980b) but is a junior homonym of *Ziminiola* Gerasimov, 1930 and has subsequently been replaced by the name *Mesnilus* Özdikmen, 2007. *Zygothria* Mik, 1891 was treated as a genus by Crosskey (1980b) but has subsequently been recognized as a subgenus of *Drino* Robineau-Desvoidy, 1863.

In the third list below are given the genus-group names that were treated as valid by Crosskey (1980b) and are still valid but the genera are no longer recognized from the Afrotropical Region.

Clairvillia Robineau-Desvoidy, 1830 was treated as a genus by Crosskey (1980b) but the single Afrotropical species assigned to it (*Clairvillia breviforceps* van Emden, 1954) has subsequently been placed under *Clairvillia* Mesnil, 1959.

Dexiotrix Villeneuve, 1936 was treated as a genus by Crosskey (1980b) but the single Afrotropical species assigned to it (*Dexiotrix empiformis* Mesnil, 1976) was reassigned to *Trixa* Meigen, 1824 by Zhang and Shima 2005. *Dexiotrix empiformis* is reassigned to *Mesnilotrix* gen. n. herein.

Dionaea Robineau-Desvoidy, 1830 was treated as a genus by Crosskey (1980b) but the single Afrotropical species assigned to it (*Dionaea inermis* Mesnil, 1959) has subsequently been placed in synonymy with *Clairvillia breviforceps* (van Emden, 1954).

Gymnophryxe Villeneuve, 1922 was treated as a genus by Crosskey (1980b) but the single Afrotropical species assigned to it (*Archiclops africanum* Mesnil, 1968) was moved to *Brachychaetoides* Mesnil, 1970 by Crosskey (1984).

Recent family reassignment of copal inclusions from East Africa

Two copal inclusions from East Africa were believed to be Baltic amber fossils of Tachinidae until Grimaldi et al. (1994) corrected their age and geographic origin. After study of the inclusions, O'Hara et al. (2013) determined that *Paleotachina smithii* Townsend (1921: 134) is a junior synonym of *Aethiopomyia gigas* (Stein, 1906) in the family Muscidae and *Electrotachina smithii* Townsend (1938a: 166) is a species, possibly extant, belonging to the genus *Dolichotachina* Villeneuve (1913b: 112) in the family Sarcophagidae. Both *Paleotachina* and *Electrotachina* were described as monotypic genera with *P. smithii* and *E. smithii* as their type species, respectively. Neither inclusion was thought to be of East African origin at the time of Crosskey (1980a, b).

Summary of new taxonomic and nomenclatural changes

New genera and species

Afrophylax Cerretti & O'Hara. Type species: *Sturmia aureiventris* Villeneuve, 1910, by designation herein. **Gen. n.**

Austrosolieria Cerretti & O'Hara. Type species: *Austrosolieria londti* Cerretti & O'Hara, **sp. n.**, by designation herein. **Gen. n.**

Austrosolieria freidbergi Cerretti & O'Hara. **Sp. n.** (Malawi).

Austrosolieria londti Cerretti & O'Hara. **Sp. n.** (South Africa).

Carceliathrix Cerretti & O'Hara. Type species: *Phorocera crassipalpis* Villeneuve, 1938, by designation herein. **Gen. n.**

Filistea Cerretti & O'Hara. Type species: *Viviania aureofasciata* Curran, 1927, by designation herein. **Gen. n.**

Filistea verbekei Cerretti & O'Hara. **Sp. n.** (Cameroon, D.R. Congo, Uganda).

Mesnilotrix Cerretti & O'Hara. Type species: *Dexiotrix empiformis* Mesnil, 1976, by designation herein. **Gen. n.**

Myxophryxe Cerretti & O'Hara. Type species: *Phorocera longirostris* Villeneuve, 1938, by designation herein. **Gen. n.**

Myxophryxe murina Cerretti & O'Hara. **Sp. n.** (South Africa).

Myxophryxe regalis Cerretti & O'Hara. **Sp. n.** (South Africa).

Myxophryxe satanas Cerretti & O'Hara. **Sp. n.** (South Africa).

Stiremania Cerretti & O'Hara. Type species: *Stiremania karoo* Cerretti & O'Hara, **sp. n.**, by designation herein. **Gen. n.**

Stiremania karoo Cerretti & O'Hara. **Sp. n.** (South Africa).

Stiremania robusta Cerretti & O'Hara. **Sp. n.** (South Africa).

Genera newly recorded from the Afrotropical Region

The following genera are newly recorded from the Afrotropical Region based on species that were placed in other genera by Crosskey (1980b).

Madremyia Townsend, 1916 (one species placed in *Phryxe* Robineau-Desvoidy, 1830 by Crosskey (1980b)). **New record.**

Paratrixa Brauer & Bergenstamm, 1891 (two species placed in *Medina* Robineau-Desvoidy, 1830 by Crosskey (1980b)). **New record.**

The following genus is newly recorded from the Afrotropical Region based on a described species not previously reported from the region.

Simoma Aldrich, 1926 (based on new record of *Simoma grahami* Aldrich). **New record.**

Genera no longer recognized from the Afrotropical Region

The following genera, which are currently recorded from the Afrotropical Region in the literature (e.g., O'Hara 2014), are no longer recognized from the region.

Calozenillia Townsend, 1927 [Oriental; also Australasian and Palaearctic]. The two species placed under *Calozenillia* by Crosskey (1980b: 869, as new combinations) are moved herein to the reinstated genus *Perlucidina* Mesnil, 1952 (treated as a synonym of *Calozenillia* by Crosskey (1980b)).

Eurysthaea Robineau-Desvoidy, 1863 [Palaearctic; also Oriental and Australasian]. The single species recognized under *Eurysthaea* by Crosskey (1980b: 878), *Ceromasia rufiventris* Curran, 1927, is moved herein to "Unplaced species of Goniini".

Trixa Meigen, 1824 [Palaearctic; also Oriental]. *Dexiotrix empiformis* Mesnil, 1976 from Madagascar was transferred to *Trixa* by Zhang and Shima (2005: 59), resulting in the first record of the genus from the Afrotropical Region. *Dexiotrix empiformis* is reassigned to *Mesnilotrix* gen. n. herein.

Species newly recorded from the Afrotropical Region

The following species are newly recorded from the Afrotropical Region. New country records for Afrotropical species are noted in the Catalogue section.

Ammonia carmelitana Kugler, 1971 (Ethiopia, Kenya).

Simoma grahami Aldrich, 1926 (Namibia).

Species misidentified or misrecorded from the Afrotropical Region

Species that are newly recognized as misidentified or misrecorded from the Afrotropical Region are listed here.

Euthera peringueyi Bezzi, 1925 [Oriental]. The type locality was originally given as "Chabra, Congo" and on this basis *E. peringueyi* was recorded from "Congo: Chabra" by van Emden (1960: 383), from "'Congo' [? Zaire]: Chabra" and India by Crosskey (1976: 175), and from "Congo" and India by Crosskey (1980b: 829). The type locality is recognized herein as Chapra in West Bengal, India and *E. peringueyi* is no longer recorded from the Afrotropical Region.

Hamaxia incongrua Walker, 1860 [Australasian; also Oriental and Palaearctic]. Recorded from Tanzania by Verbeke (1960: 335) and from "? E. Africa" by Crosskey (1976: 184); not listed in Crosskey (1980b). Treated herein as misidentified from the Afrotropical Region.

Leucostoma tetraptera (Meigen, 1824) [Palaearctic]. Recorded from Botswana, Nigeria and South Africa by Crosskey (1980b: 829), probably based on misidentifications.

New replacement names

Five new names are proposed for preoccupied names of Afrotropical species. Preoccupied names that are currently recognized as junior synonyms are not renamed in this work.

Billaea rubida O'Hara & Cerretti is proposed as a *nomen novum* for *Phorostoma rutilans* Villeneuve, 1916, a name preoccupied in the genus *Billaea* Robineau-Desvoidy, 1830 by *Musca rutilans* Fabricius, 1781 [Nearctic]. **Nom. n.**

Cylindromyia braueri O'Hara & Cerretti is proposed as a *nomen novum* for *Ocyptera nigra* Villeneuve, 1918, a name preoccupied in the genus *Cylindromyia* Meigen, 1803 by *Glossidionophora nigra* Bigot, 1885 [Neotropical]. **Nom. n.**

Cylindromyia rufohumera O'Hara & Cerretti is proposed as a *nomen novum* for *Ocyptera scapularis* Villeneuve, 1944, a junior primary homonym of *Ocyptera scapularis* Loew, 1845 [Palaeartic]. **Nom. n.**

Phytomyptera longiarista O'Hara & Cerretti is proposed as a *nomen novum* for *Phytomyzoneura aristalis* Villeneuve, 1936, a name preoccupied in the genus *Phytomyptera* Rondani, 1845 by *Phasiostoma aristalis* Townsend, 1915 [Nearctic]. **Nom. n.**

Siphona (*Siphona*) *pretoriana* O'Hara & Cerretti is proposed as a *nomen novum* for *Siphona laticornis* Curran, 1941, a name preoccupied in the genus *Siphona* Meigen, 1803 by *Actia laticornis* Malloch, 1930 [Oriental]. **Nom. n.**

New type species fixations

Article 70.3.2 of the *Code* (ICZN 1999) allows the type species of a nominal genus to be fixed as the species intended by the original author if the type species designated by that author was misidentified. We have invoked Article 70.3.2 for the two instances of misidentified type species in this catalogue that had not been dealt with previously (e.g., O'Hara and Wood 2004, O'Hara et al. 2009) to preserve the current concepts of the genera involved. Type species are fixed for the following nominal genera (see Catalogue section for further details).

Lydellina Villeneuve, 1916c: 490. Type species newly fixed as *Lydellina villeneuvei* Townsend, 1933. Valid generic name.

Sericophoromyia Austen, 1909: 95. Type species newly fixed as *Tachina quadrata* Wiedemann, 1830. Synonym of *Winthemia* Robineau-Desvoidy, 1830.

Lectotype designations

Lectotypes are designated for the following nominal species (see Lectotype Designations section).

- Degeeria crocea* Villeneuve, 1950. This is a valid name in the genus *Medina* Robineau-Desvoidy, 1830, as *Medina crocea* (Villeneuve).
- Degeeria semirufa* Villeneuve, 1950. This is a valid name in the genus *Medina* Robineau-Desvoidy, 1830, as *Medina semirufa* (Villeneuve).
- Erycia brunnescens* Villeneuve, 1934. This is a valid name in the genus *Thelairosoma* Villeneuve, 1916, as *Thelairosoma brunnescens* (Villeneuve).
- Exorista oculata* Villeneuve, 1910. This is a valid name in the genus *Carcelia* Robineau-Desvoidy, 1830 (subgenus *Carcelita* Mesnil, 1975), as *Carcelia* (*Carcelita*) *oculata* (Villeneuve).
- Kiniatilla tricincta* Villeneuve, 1938. This is a valid name in the genus *Kiniatilla* Villeneuve, 1938.
- Myxarchiclops caffer* Villeneuve, 1916. This is a valid name in the genus *Myxarchiclops* Villeneuve, 1916.
- Ocyptera linearis* Villeneuve, 1936. This is a junior synonym in the genus *Cylindromyia* Meigen, 1803. The valid name of the species is *Cylindromyia soror* (Wiedemann, 1830).
- Peristasisea luteola* Villeneuve, 1934. This is a valid name in the genus *Peristasisea* Villeneuve, 1934.
- Phorocera crassipalpis* Villeneuve, 1938. This valid name is designated as the type species of *Carceliathrix* Cerretti & O'Hara, gen. n.

New and revived status

Changes to genus-group names

- Bogosiella* Villeneuve, 1923, which was synonymized with *Phasia* Latreille, 1804 by Sun and Marshall (2003: 19), is reinstated as a valid name. **Status revived.**
- Dyshypostena* Villeneuve, 1939, which was treated as a junior synonym of *Sumpigaster* Macquart, 1855 by Crosskey (1980b: 842, 1984: 252), is reinstated as a valid name. **Status revived.**
- Perlucidina* Mesnil, 1952, which was synonymized with *Calozenillia* Townsend, 1927 by Crosskey (1980b: 869) and retained in synonymy by Crosskey (1984: 199), is reinstated as a valid name. **Status revived.**
- Thelymyiops* Mesnil, 1950, which was originally proposed as a subgenus of *Carcelia* Robineau-Desvoidy, 1830 and was treated as such by Crosskey (1980b: 866, 1984: 279), is removed from *Carcelia* and elevated to full genus status. **Status n.**

Changes to species-group names

- Besseria fossulata* Bezzi, 1908, which was treated as a junior synonym of *Actia zonaria* Loew, 1847 in the genus *Besseria* Robineau-Desvoidy by Crosskey (1980b: 826), is elevated to valid name *Besseria fossulata* Bezzi. **Status revived.**

- Degeeria cinctella* Villeneuve, 1950, which was treated as a junior synonym of *Degeeria lateralis* Villeneuve, 1950 in the genus *Medina* Robineau-Desvoidy by Crosskey (1980b: 857), is elevated to valid name *Medina cinctella* (Villeneuve). **Status revived.**
- Nemoraea miranda intacta* Villeneuve, 1916, which was treated as a valid name by Curran (1936: 14) and later as a junior synonym of *Nemoraea miranda* Villeneuve, 1916 by Crosskey (1980b: 843), is elevated to valid name *Nemoraea intacta* Villeneuve. **Status revived.**
- Succingulum exiguum* Villeneuve, 1935, which was treated as a junior synonym of *Succingulum mista* Villeneuve, 1913 in the genus *Trigonospila* Pokorný by Crosskey (1980b: 858), is elevated to valid name *Trigonospila exigua* (Villeneuve). **Status revived.**
- Wagneria rufitibia abbreviata* Mesnil, 1950, which was treated as a junior synonym of *Wagneria rufitibia* Villeneuve, 1938 in the genus *Periscepsia* Gistel by Crosskey (1980b: 839), is elevated to valid name *Periscepsia abbreviata* (Mesnil). **Status n.**
- Wagneria rufitibia nudinerva* Mesnil, 1950, which was treated as a junior synonym of *Wagneria rufitibia* Villeneuve, 1938 in the genus *Periscepsia* Gistel by Crosskey (1980b: 839), is elevated to valid name *Periscepsia nudinerva* (Mesnil). **Status n.**

New and revived combinations

New and revived combinations proposed in this work are listed below. These are based on the study of type material, authoritatively identified specimens, and/or descriptions and figures in the literature by PC.

- Afrostermia orbitalis* Curran, 1927 (type species of *Afrostermia* Curran) is moved from its original placement in *Afrostermia* to *Blepharella* Macquart (with *Afrostermia* in synonymy). **Comb. n.**
- Alsomyia chloronitens* Mesnil, 1977, which was published too late to be included in Crosskey (1980b), is moved to *Nealsomyia* Mesnil. **Comb. n.**
- Bogosiella pomeroi* Villeneuve, 1923 (type species of *Bogosiella* Villeneuve) is returned to *Bogosiella* from its placement in *Phasia* Latreille by Sun and Marshall (2003: 19). **Comb. revived.**
- Campylochaeta violacea* Curran, 1927 is moved to *Brachychaetoides* Mesnil from its placement in *Chlorolydella* Townsend by Crosskey (1980b: 877, 1984: 286). **Comb. n.**
- Ceromasia rufiventris* Curran, 1927 is moved to Goniini, and treated as an unplaced species within the tribe, from its placement in *Eurysthaea* Robineau-Desvoidy by Crosskey (1980b: 878, 1984: 295). **Comb. n.**
- Degeeria profana* Karsch, 1888 is moved to *Sturmia* Robineau-Desvoidy from its placement in “Unplaced species of Goniinae” by Crosskey (1980b: 881). **Comb. n.**
- Dexia buccata* van Emden, 1947 is moved to *Estheria* Robineau-Desvoidy from its treatment as a “species of uncertain generic affiliation” by Crosskey (1984: 240). **Comb. n.**
- Dexiomera surda* Curran, 1933 (type species of *Dexiomera* Curran) is moved from its original placement in *Dexiomera* to *Estheria* Robineau-Desvoidy (with *Dexiomera* in synonymy). **Comb. n.**

- Dexiatrix empiformis* Mesnil, 1976 is moved to *Mesnilotrix* gen. n. from its placement in *Trixa* Meigen by Zhang and Shima (2005: 59). **Comb. n.**
- Dyshypostena tarsalis* Villeneuve, 1939 (type species of *Dyshypostena* Villeneuve) is returned to *Dyshypostena* Villeneuve from its placement in *Sumpigaster* Macquart by Crosskey (1980b: 842, 1984: 252). **Comb. revived.**
- Exorista africana* Jaennicke, 1867 is moved to *Perlucidina* Mesnil from its placement in *Calozenillia* Townsend by Crosskey (1980b: 869, 1984: 281). **Comb. n.**
- Exorista perlucida* Karsch, 1886 (type species of *Perlucidina* Mesnil) is returned to *Perlucidina* from its placement in *Calozenillia* Townsend by Crosskey (1980b: 869, 1984: 281). **Comb. revived.**
- Hemiwinthemia stuckenbergi* Verbeke, 1973 is moved to *Leskiini*, and treated as an unplaced species within the tribe, from its original placement in *Hemiwinthemia* Verbeke. **Comb. n.**
- Kinangopana edwardsi* van Emden, 1960 (type species of *Kinangopana* van Emden) is moved from its original placement in *Kinangopana* to *Dyshypostena* Villeneuve (with *Kinangopana* in synonymy). **Comb. n.**
- Metadrinomyia whitmorei* Cerretti, 2012 is moved to *Charitella* Mesnil from its original placement in *Metadrinomyia* Shima. **Comb. n.**
- Ocyptera retroflexa* Villeneuve, 1944 is moved to *Prolophosia* Townsend from its placement in *Cylindromyia* Meigen by Crosskey (1980b: 827). **Comb. n.**
- Paratrixa aethiopica* Mesnil, 1952 is returned to *Paratrixa* Brauer & Bergenstamm from its placement in *Medina* Robineau-Desvoidy by Crosskey (1980b: 857). **Comb. revived.**
- Paratrixa stammeri* Mesnil, 1952 is returned to *Paratrixa* Brauer & Bergenstamm from its placement in *Medina* Robineau-Desvoidy by Crosskey (1980b: 857). **Comb. revived.**
- Phorocera clausa* Curran, 1940 is moved to *Nealsomyia* Mesnil from its placement in “Unplaced species of Goniinae” by Crosskey (1980b: 881). **Comb. n.**
- Phorocera crassipalpis* Villeneuve, 1938 is moved to *Carceliathrix* gen. n. (and designated as its type species) from its placement in “Unplaced species of Carceliini” by Crosskey (1980b: 867). **Comb. n.**
- Phorocera longirostris* Villeneuve, 1938 is moved to *Myxophryxe* gen. n. (and designated as its type species) from its placement in *Pretoriana* Curran, 1938 by Crosskey (1980b: 879). **Comb. n.**
- Phryxe setinervis* Mesnil, 1968 is moved to *Madremyia* Townsend from its original placement in *Phryxe* Robineau-Desvoidy. **Comb. n.**
- Sturmia aureiventris* Villeneuve, 1910 is moved to *Afrophylax* gen. n. (and designated as its type species) from its placement in “Unplaced species of Carceliini” by Crosskey (1980b: 867). **Comb. n.**
- Sturmia longicauda* Mesnil, 1970 is moved to *Nilea* Robineau-Desvoidy from its original placement in *Sturmia* Robineau-Desvoidy. **Comb. n.**
- Viviania aureofasciata* Curran, 1927 is moved to *Filistea* gen. n. (and designated as its type species) from its placement in “Unplaced species of Tachinidae” by Crosskey (1980b: 881). **Comb. n.**

New and revived synonymies

New and revived generic and specific synonymies are proposed for the names below. As with the new and revived combinations listed above, they result from the study of type material, authoritatively identified specimens, and/or descriptions and figures in the literature by PC.

Afrostormia Curran, 1927, which was treated as a genus by Crosskey (1980b: 867, 1984: 283), is synonymized with *Blepharella* Macquart, 1851. **Syn. n.**

Archiphania van Emden, 1945 was treated as a genus by Crosskey (1980b) but was synonymized with *Catharosia* Rondani, 1868 by Crosskey (1984). Zeegers (2007) recognized *Archiphania* as a genus but we follow Crosskey (1984) in treating it as a synonym of *Catharosia*. **Syn. revived.**

Besseria longicornis Zeegers, 2007 is synonymized with *Besseria fossulata* Bezzi, 1908. The current combination is *Besseria fossulata* Bezzi. **Syn. n.**

Dexiomera Curran, 1933, which was treated as a genus by Crosskey (1980b: 832, 1984: 239), is synonymized with *Estheria* Robineau-Desvoidy, 1830. **Syn. n.**

Hemiwinthemia francoisi Verbeke, 1973, which was overlooked by Crosskey (1980b) and later treated as a species of *Hemiwinthemia* Villeneuve by Crosskey (1984: 201), is synonymized with *Nemoraea capensis* Schiner, 1868. The current combination is *Smidtia capensis* (Schiner). **Syn. n.**

Kinangopana van Emden, 1960, which was treated as a genus by Crosskey (1980b: 841, 1984: 252), is synonymized with *Dyshypostena* Villeneuve, 1939. **Syn. n.**

Metadrinomyia Shima, 1980 is synonymized with *Charitella* Mesnil, 1957. **Syn. n.**

Phorocera majestica Curran, 1940 is synonymized with *Phorocera longirostris* Villeneuve, 1938. The current combination is *Myxophryxe longirostris* (Villeneuve). **Syn. n.**

Podomyia discalis Curran, 1939 is synonymized with *Antistasea fimbriata* Bischof, 1904. The current combination is *Antistasea fimbriata* Bischof. **Syn. n.**

Catalogue

Subfamily DEXIINAE (Fig. 3)

Tribe DEXIINI

Genus *BILLAEA* Robineau-Desvoidy, 1830

BILLAEA Robineau-Desvoidy, 1830: 328. Type species: *Billaea grisea* Robineau-Desvoidy, 1830 (= *Dexia pectinata* Meigen, 1826), by monotypy [Palearctic].

OMALOGASTER Macquart, 1834: 51 [also 1834: 187]. Type species: *Billaea grisea* Robineau-Desvoidy, 1830 (= *Dexia pectinata* Meigen, 1826), by subsequent designation of Townsend (1916b: 8) [Palearctic].



Figure 3. Live specimen of *Chaetodexia* sp. (Dexiini, Dexiinae) from Andasibe, Madagascar (image courtesy of S.A. Marshall).

GIGAMYIA Macquart, 1844: 115 [also 1844: 272]. Type species: *Stomoxys gigantea* Wiedemann, 1824, by original designation.

HOMALOGASTER Agassiz, 1846b: 184. Unjustified emendation of *Omalogaster* Macquart, 1834.

PARAPROSENA Brauer & Bergenstamm, 1889: 127 [also 1890: 59]. Type species: *Paraprosena waltlii* Brauer & Bergenstamm, 1889 (= *Dexia marmorata* Meigen, 1838), by monotypy [Palearctic].

GYMNODEXIA Brauer & Bergenstamm, 1891: 364 [also 1891: 60]. Type species: *Dexia triangulifera* Zetterstedt, 1844, by subsequent designation of Brauer (1893: 505) [Palearctic].

AMPHIBOLIOPSIS Townsend, 1926b: 538. Type species: *Gymnostylia minor* Villeneuve, 1913, by original designation.

CHAETOBILLAEA Mesnil, 1976: 44 (as subgenus of *Billaea* Robineau-Desvoidy, 1830). Type species: *Billaea (Chaetobillaea) communis* Mesnil, 1976, by original designation.

africana (Villeneuve, 1935).—Afrotropical: D.R. Congo, Ethiopia, Kenya, South Africa, Tanzania.

Paraprosena marmorata africana Villeneuve, 1935a: 138. Syntypes, 5 males (possibly 1 male in CNC). Type locality: Kenya.

Billaea neavei van Emden, 1947: 643. Holotype male (BMNH). Type locality: Kenya, Marsabit [as “Marsabit, Rendili Njoro, N. Frontier District”].

Note: Cooper and O'Hara (1996: 58) recorded a male in CNC as a syntype of *Paraprosena marmorata africana* Villeneuve, 1935. The specimen is from “Ilesha, S. Nigeria”, which is not the type locality of “l'Afrique orientale anglaise” [= Kenya] given by Villeneuve (1935a: 138). However, the CNC specimen bears a handwritten Villeneuve type label and is perhaps one of the five males mentioned in the original description.

capensis van Emden, 1947.—Afrotropical: South Africa.

Billaea capensis van Emden, 1947: 645. Holotype male (BMNH). Type locality: South Africa, Western Cape, 40 miles from Cape Town, Viljoen's Pass [as “Viljoenus Pass”, ca. 34°5'S 19°3'E].

communis Mesnil, 1976.—Afrotropical: Madagascar.

Billaea (Chaetobillaea) communis Mesnil, 1976: 45. Holotype male (MNHN). Type locality: Madagascar, Antananarivo, Manjakatempo [ca. 19°21'S 47°18'E].

decisa (Curran, 1927).—Afrotropical: D.R. Congo.

Gymnodexia decisa Curran, 1927a: 7. Holotype male (AMNH). Type locality: D.R. Congo, Orientale, Kisangani [as “Stanleyville”].

edwardsi (van Emden, 1947).—Afrotropical: Uganda.

Paraprosena edwardsi van Emden, 1947: 658. Holotype female (BMNH). Type locality: Uganda, Rwenzori Range [as “Ruwenzori”], Mobuku Valley, 7300ft.

gigantea (Wiedemann, 1824).—Afrotropical: South Africa.

Stomoxys gigantea Wiedemann, 1824: 41. Type(s), female (1 syntype in ZMUC, Zimsen 1954: 21). Type locality: South Africa, Western Cape, Cape of Good Hope [as “Prom. bon. sp.” = “Promontorium Bonae Spei”].

grandis Mesnil, 1976.—Afrotropical: Madagascar.

Billaea (Chaetobillaea) grandis Mesnil, 1976: 46. Holotype male (MNHN). Type locality: Madagascar, Toliara, “Andohahelo” [presumably Parc National d'Andohahela], 1800m.

interrupta (Curran, 1927).—Afrotropical: D.R. Congo.

Gymnodexia interrupta Curran, 1927a: 8. Holotype male (AMNH). Type locality: D.R. Congo, Orientale, Kisangani [as “Stanleyville”].

Note: *Billaea interrupta* (Curran, 1927) is a senior secondary homonym of *B. interrupta* (Curran, 1929), a name currently treated as valid in the Nearctic Region (O'Hara and Wood 2004: 23). The junior homonym, *B. interrupta* (Curran, 1929), is not renamed here but will be dealt with in a future publication on Nearctic Tachinidae.

lateralis (Curran, 1927).—Afrotropical: D.R. Congo.

Gymnodexia lateralis Curran, 1927a: 6. Holotype male (AMNH). Type locality: D.R. Congo, Orientale, Kisangani [as “Stanleyville”].

lativentris van Emden, 1947.—Afrotropical: Kenya.

Billaea lativentris van Emden, 1947: 646. Holotype male (BMNH). Type locality: Kenya, Mt. Elgon, 10,500–11,500ft.

minor (Villeneuve, 1913).—Afrotropical: D.R. Congo, Ethiopia, Kenya, South Africa, Uganda.

Gymnostylia minor Villeneuve, 1913c: 37. Lectotype male (SAMC, examined by JEOH), by fixation of Townsend (1938b: 316) (mention of “Ht male” from Natal in Rambouillet [Villeneuve’s personal collection, since dispersed] is regarded as a lectotype fixation). Type locality: South Africa, KwaZulu-Natal (Newcastle according to label data).

Note: *Gymnostylia minor* Villeneuve, 1913 was described from two males, one from “Natal” (South Africa) and the other from Kericho (Kenya) and dated “27-XI-1911”. Villeneuve (1913c: 37) gave the depository for the syntype from Kericho as BMNH but the specimen there is dated “20.I.1913” (D. Whitmore, pers. comm.). The specimen collected on the correct date is in CNC (Brooks et al. 2007: 33) and it is accepted here as the paralectotype. Arnaud (1982: 12) cited a “type” from Kenya in MSNM but did not provide data supporting its status as an original syntype. The male in SAMC labelled “Natal, Newcastle” is assumed to be the lectotype fixed by Townsend (1938b: 316).

orbitalis van Emden, 1947.—Afrotropical: South Africa.

Billaea orbitalis van Emden, 1947: 644. Holotype male (BMNH). Type locality: South Africa, Western Cape, Malgas [as “Malagas”].

ovata Mesnil, 1976.—Afrotropical: Madagascar.

Billaea (Chaetobillaea) ovata Mesnil, 1976: 45. Holotype male (MNHN). Type locality: Madagascar, Fianarantsoa, Ranohira.

rhingiaeformis van Emden, 1959.—Afrotropical: Ethiopia.

Billaea rhingiaeformis van Emden, 1959: 186. Holotype male (BMNH). Type locality: Ethiopia, Simien Mountains, Lori, 11,500ft [ca. 13°17'N 38°12'E, see map in Scott (1958, inserted between pp. 58–59)].

rubida O’Hara & Cerretti, **nom. n.**—Afrotropical: South Africa.

Phorostoma rutilans Villeneuve, 1916c: 504 (junior secondary homonym of *Musca rutilans* Fabricius, 1781). Syntypes, males (1 male in CNC, MSNM [1 “cotype” according to Arnaud 1982: 13], 7 males in SAMC [examined by JEOH]). Type locality: South Africa, KwaZulu-Natal.

Billaea rubida O’Hara & Cerretti, **nom. n.** for *Phorostoma rutilans* Villeneuve, 1916.

Note: *Phorostoma rutilans* Villeneuve, 1916 is a junior secondary homonym of *Musca rutilans* Fabricius, 1781, the valid name of a Nearctic species of *Billaea* (O’Hara and Wood 2004: 23). We hereby propose the new name *Billaea rubida* to replace the preoccupied name *Phorostoma rutilans* Villeneuve. The same type material applies to the new name. The specific epithet *rubida* is formed from the Latin *rubidus*, meaning reddish, alluding to the reddish portions of the abdomen mentioned in the original description and which presumably inspired Villeneuve’s name *rutilans*.

setosa (Macquart, 1844).—Afrotropical: South Africa.

Gymnostylia setosa Macquart, 1844: 88 [also 1844: 245]. Syntypes, males and females (lost, Crosskey 1971: 271). Type locality: South Africa, Western Cape, Cape of Good Hope [as “Cap”].

sjostedti Speiser, 1910.—Afrotropical: Ethiopia, Kenya, Tanzania, Uganda.

Billaea sjostedti Speiser, 1910: 146 (as “*sjöstedti*”). Lectotype male (NHRS), by fixation of Villeneuve (1914a: 439) (mention of “type (♂)” in NHRS is regarded as a lectotype fixation). Type locality: Tanzania, Mt. Kilimanjaro [as “Kilimandjaro”].

Note: *Billaea sjostedti* Speiser, 1910 was described from two males from the area of “Kilimandjaro”, with one male further restricted to “Kibonoto” [now Kibongoto] at 1000m. Villeneuve (1914a: 439) did not specify which of the two males is the “type (♂)” that he examined, but it is presumed to be identifiable (and distinguishable from the other syntype, if still extant) in NHRS as the syntype accepted here as lectotype.

solivaga Mesnil, 1976.—Afrotropical: Madagascar.

Billaea (Chaetobillaea) solivaga Mesnil, 1976: 46. Holotype male (MNHN). Type locality: Madagascar, Toamasina, Périnet [ca. 18°55'S 48°25'E].

vanemdeni Fennah, 1959.—Afrotropical: Ghana.

Billaea vanemdeni Fennah, 1959: 682. Holotype male (BMNH). Type locality: Ghana, Tafo, West African Cacao Research Institute.

velutina Mesnil, 1976.—Afrotropical: Madagascar.

Billaea velutina Mesnil, 1976: 42. Holotype male (MNHN). Type locality: Madagascar, Toamasina, south of Moramanga, Ampetameloka, 840m.

versicolor (Curran, 1927).—Afrotropical: D.R. Congo.

Gymnodexia versicolor Curran, 1927a: 7. Holotype male (AMNH). Type locality: D.R. Congo, Orientale, Kisangani [as “Stanleyville”].

villeneuvei (Curran, 1927).—Afrotropical: D.R. Congo.

Gymnodexia villeneuvei Curran, 1927a: 5. Holotype male (AMNH). Type locality: D.R. Congo, Orientale, Kisangani [as “Stanleyville”].

vitripennis Mesnil, 1950.—Afrotropical: Zimbabwe.

Billaea (Homalogaster) vitripennis Mesnil, 1950d: 116. Syntypes, males and females (“Plusieurs exemplaires”) (1 male in CNC). Type locality: Zimbabwe, Hurungwe [as “Urungwe”], Gota Gota.

Genus *CHAETODEXIA* Mesnil, 1976

CHAETODEXIA Mesnil, 1976: 49. Type species: *Chaetodexia keiseri* Mesnil, 1976, by original designation.

keiseri Mesnil, 1976.—Afrotropical: Madagascar.

Chaetodexia keiseri Mesnil, 1976: 50. Holotype male (MNHN). Type locality: Madagascar, Antsiranana, Joffreville.

nigrescens Mesnil, 1976.—Afrotropical: Madagascar.

Chaetodexia keiseri nigrescens Mesnil, 1976: 50. Holotype male (MNHN). Type locality: Madagascar, Toamasina, Périnet [ca. 18°55'S 48°25'E].

pallida Mesnil, 1976.—Afrotropical: Madagascar.

Chaetodexia pallida Mesnil, 1976: 50. Holotype male (MNHN). Type locality: Madagascar, Toliara, Ambatolahy [ca. 19°54'S 45°23'E].

trilineata Mesnil, 1976.—Afrotropical: Madagascar.

Chaetodexia trilineata Mesnil, 1976: 51. Holotype male (MNHN). Type locality: Madagascar, Fianarantsoa, Vohiparara [within Parc National de Ranomafana, which is located at ca. 21°13'S 47°26'E].

Genus *DEXIA* Meigen, 1826

DEXIA Meigen, 1826: 33. Type species: *Musca rustica* Fabricius, 1775, by designation under the Plenary Powers of ICZN (1988: 74) [Palearctic].

DEXILLA Westwood, 1840: 140. Type species: *Musca rustica* Fabricius, 1775, by original designation [Palearctic].

aurohumera van Emden, 1947.—Afrotropical: Mozambique.

Dexia aurohumera van Emden, 1947: 634. Holotype male (BMNH). Type locality: Mozambique, Maputo [as “Lorenzo Marques”].

capensis Robineau-Desvoidy, 1830.—Afrotropical: Kenya, South Africa, Tanzania.

Dexia capensis Robineau-Desvoidy, 1830: 314. Type(s), unspecified sex (MNHN or lost). Type locality: South Africa, Western Cape, Cape of Good Hope [as “Cap de Bonne-Espérance”].

Dexia afra Curran, 1927f: 104. Holotype male (BMNH). Type locality: South Africa, KwaZulu-Natal, Durban.

cuthbertsoni (Curran, 1941).—Afrotropical: Kenya, Liberia, Nigeria, Sierra Leone, Zimbabwe.

Dexilla cuthbertsoni Curran, 1941: 1. Holotype female (AMNH). Type locality: Zimbabwe, Vumba Mountains.

Dexilla bequaerti Curran, 1941: 2. Holotype male (AMNH). Type locality: Liberia, Du River Camp No. 3.

Note: The relative priority of *Dexilla cuthbertsoni* Curran, 1941 and *Dexilla bequaerti* Curran, 1941, when the two are treated as synonyms, was established by van Emden (1947: 637), as the First Reviser (Article 24.2.2 of the *Code*, ICZN 1999).

inappendiculata Austen, 1909.—Afrotropical: D.R. Congo, Uganda.

Dexia inappendiculata Austen, 1909: 97. Syntypes, 2 males (BMNH). Type locality: Uganda, Rwenzori Range [as “Ruwendzori”], 7000–8000ft.

Dexia monticola Villeneuve, 1935a: 137. Holotype male (CNC). Type locality: Uganda, Rwenzori Range [as “Ruwendzori”], 1900m.

orphne Curran, 1927.—Afrotropical: Kenya.

Dexia orphne Curran, 1927f: 105. Holotype male (BMNH). Type locality: Kenya, Amboseli National Park [as “Southern Masai Reserve”].

pollinosa Villeneuve, 1943.—Afrotropical: Nigeria, Tanzania.

Dexia pollinosa Villeneuve, 1943b: 94. Syntypes, 2 males (1 male in CNC). Type locality: northern Nigeria, Abinsi.

rhodesia (Curran, 1941).—Afrotropical: Ghana, Mozambique, Tanzania, Zimbabwe.

Dexilla rhodesia Curran, 1941: 2. Holotype female (AMNH). Type locality: Zimbabwe, Harare [as “Salisbury”].

torneutopoda (Speiser, 1914).—Afrotropical: Cameroon, Nigeria.

Dolichodexia torneutopoda Speiser, 1914: 10. Syntypes, 2 males (1 syntype in SDEI, Rohlfien and Ewald 1974: 145). Type locality: Cameroon.

Dexia venusta Curran, 1927f: 105. Holotype male (SDEI). Type locality: southern Nigeria [as “N. Cameroons”; Northern Cameroons became part of Nigeria in 1961].

uelensis van Emden, 1954.—Afrotropical: D.R. Congo.

Dexia uelensis van Emden, 1954: 551. Holotype male (MRAC). Type locality: D.R. Congo, Orientale, Uele, Bambesa.

uniseta Curran, 1927.—Afrotropical: Kenya, Malawi, South Africa, Tanzania, Uganda.

Dexia uniseta Curran, 1927f: 105. Holotype female (BMNH). Type locality: South Africa, KwaZulu-Natal, Weenen [ca. 28°51'S 30°4'E].

varivittata Curran, 1927.—Afrotropical: Cameroon, Kenya, Tanzania.

Dexia varivittata Curran, 1927f: 106. Holotype male (SDEI). Type locality: Cameroon (not Nigeria as published, Crosskey 1980b: 832), Buea [ca. 4°10'N 9°14'E].

Genus *DINERA* Robineau-Desvoidy, 1830

DINERA Robineau-Desvoidy, 1830: 307. Type species: *Dinera grisea* Robineau-Desvoidy, 1830 (= *Musca carinifrons* Fallén, 1817), by subsequent designation of Townsend (1916b: 6) [Palearctic].

PHOROSTOMA Robineau-Desvoidy, 1830: 326. Type species: *Phorostoma subrotunda* Robineau-Desvoidy, 1830 (= *Musca ferina* Fallén, 1817), by monotypy [Palearctic].

MYOCERA Robineau-Desvoidy, 1830: 328. Type species: *Myocera longipes* Robineau-Desvoidy, 1830 (= *Musca ferina* Fallén, 1817), by subsequent designation of Townsend (1916b: 8) [Palearctic].

MYIOCERA Rondani, 1868b: 597. Unjustified emendation of *Myocera* Robineau-Desvoidy, 1830 (see O'Hara et al. 2011: 123).

MYOCEROPS Townsend, 1916c: 178. Type species: *Musca carinifrons* Fallén, 1816, by original designation [Palearctic].

AFRICODEXIA Townsend, 1933: 462. Type species: *Dexia lugens* Wiedemann, 1830, by original designation.

Note: We have not determined who, as the First Reviser (Article 24.2.2 of the Code, ICZN 1999), established the relative priority of *Dinera* Robineau-Desvoidy, 1830, *Phorostoma* Robineau-Desvoidy, 1830 and *Myocera* Robineau-Desvoidy, 1830 when the three are treated as synonyms.

femoralis (van Emden, 1947).—Afrotropical: Ethiopia, Kenya.

Paraprosena femoralis van Emden, 1947: 659. Holotype male (BMNH). Type locality: Kenya, Lake Naivasha [as “Lake Naivasha, Masai Reserve”], 6000ft.

fulvotestacea (Villeneuve, 1943).—Afrotropical: South Africa.

Myiocera fulvotestacea Villeneuve, 1943b: 95 (as “*fulvo-testacea*”). Holotype male (not located). Type locality: South Africa, KwaZulu-Natal, Durban.

latigena (van Emden, 1947).—Afrotropical: Malawi.

Paraprosena latigena van Emden, 1947: 663. Holotype male (BMNH). Type locality: Malawi, plateau on Mt. Mulanje [as “Mlanje Mt.”], 6000–7000ft.

lugens (Wiedemann, 1830).—Afrotropical: Kenya, South Africa, Zimbabwe.

Dexia lugens Wiedemann, 1830: 374. Type(s), male (not located). Type locality: South Africa, Western Cape, Cape of Good Hope [as “Kap”].

palliventris (van Emden, 1947).—Afrotropical: Kenya, Uganda.

Paraprosena palliventris van Emden, 1947: 661. Holotype male (BMNH). Type locality: Uganda, Rwenzori Range [as “Ruwenzori”], Kilembe, 4500ft.

spinosa (Walker, 1858).—Afrotropical: South Africa.

Dexia spinosa Walker, 1858: 204. Type(s), male (BMNH). Type locality: South Africa, KwaZulu-Natal, Durban [as “Port Natal”].

suffulva (Villeneuve, 1943).—Afrotropical: D.R. Congo, Zimbabwe.

Myiocera suffulva Villeneuve, 1943b: 96. Syntypes, 3 males (1 male in CNC). Type localities: D.R. Congo (Sud-Kivu, Kalembelembe to Baraka) and Zimbabwe (Hurungwe [as “Urungwe”], Gota Gota).

Genus *ESTHERIA* Robineau-Desvoidy, 1830

ESTHERIA Robineau-Desvoidy, 1830: 305. Type species: *Estheria imperatoriae* Robineau-Desvoidy, 1830 (= *Dexia cristata* Meigen, 1826), by subsequent designation of Townsend (1916a: 7) [Palaeartic].

DEXIMORPHA Rondani, 1856: 84. Type species: *Deximorpha marittima* Rondani, 1856 (as “*Dexia marittima* Macq.”) (= *Dexia picta* Meigen, 1826), by original designation (see O’Hara et al. 2011: 72) [Palaeartic].

DOLICHODEXIA Brauer & Bergenstamm, 1889: 118 [also 1890: 50]. Type species: *Dolichodexia rufipes* Brauer & Bergenstamm, 1889 (= *Dinera pallicornis* Loew, 1873), by original designation [Palaeartic].

DEXIOMERA Curran, 1933: 164. Type species: *Dexiomera surda* Curran, 1933, by original designation. **Syn. n.**

buccata (van Emden, 1947).—Afrotropical: Mozambique. **Comb. n.**

Dexia buccata van Emden, 1947: 633. Holotype female (BMNH). Type locality: Mozambique, Maputo [as “Lorenzo Marques”].

Note: Crosskey (1984: 240) left *Dexia buccata* van Emden, 1947 unplaced, noting “Species of uncertain generic affiliation but not a *Dexia*”. This species is moved here to *Estheria* Robineau-Desvoidy, 1830.

capensis (Brauer & Bergenstamm, 1891).

Deximorpha capensis Brauer & Bergenstamm, 1891: 417 [also 1891: 113] (as “*capensis* S. litt. Cap. [Cape of Good Hope]”). *Nomen nudum*.

Note: Although *Deximorpha capensis* Brauer & Bergenstamm, 1891 is an unavailable name, there are seven specimens labelled as *capensis* from “Cap” [= Cape of Good Hope] and “Coll. Winthem” in NHMW (examined by JEOH). Based on these specimens, *D. capensis* is moved here from Crosskey's (1980b: 835) “Unplaced species and names of Dexiini”. This change is not treated as a new combination because *D. capensis* is an unavailable name.

notopleuralis (van Emden, 1947).—Afrotropical: South Africa.

Dexiomera notopleuralis van Emden, 1947: 639. Holotype male (BMNH). Type locality: South Africa, KwaZulu-Natal, Willow Grange.

surda (Curran, 1933).—Afrotropical: South Africa. **Comb. n.**

Dexiomera surda Curran, 1933: 165. Holotype male (formerly in ZMUH but destroyed according to Crosskey 1984: 239). Type locality: South Africa, Eastern Cape, Algoa Bay.

Note: *Dexiomera surda* Curran, 1933 is the type species of *Dexiomera* Curran, 1933. Crosskey (1980b: 832) treated both genus and species names as valid, but the species (and hence the genus) is moved here to *Estheria* Robineau-Desvoidy, 1830.

turneri (van Emden, 1947).—Afrotropical: South Africa.

Dexiomera turneri van Emden, 1947: 638. Holotype male (BMNH). Type locality: South Africa, Eastern Cape, Somerset East.

Genus *EUPODODEXIA* Villeneuve, 1915

EUPODODEXIA Villeneuve, 1915b: 200. Type species: *Eupododexia festiva* Villeneuve, 1915, by subsequent designation of Townsend (1936a: 140).

HOMOTRIXODES Townsend, 1926b: 529. Type species: *Eupododexia diaphana* Villeneuve, 1915, by original designation.

amoena Mesnil, 1976.—Afrotropical: Madagascar.

Eupododexia amoena Mesnil, 1976: 42. Holotype male (NHMB [“to be returned to MNHN”, O'Hara 1996: 132]). Type locality: Madagascar, Antananarivo, Ambatolampy [ca. 19°23'S 47°26'E].

diaphana Villeneuve, 1915.—Afrotropical: Madagascar.

Eupododexia diaphana Villeneuve, 1915b: 202. Holotype male (CNC). Type locality: Madagascar, Antananarivo, Antananarivo [as “Tananarive”].

festiva Villeneuve, 1915.—Afrotropical: Madagascar.

Eupododexia festiva Villeneuve, 1915b: 201. Lectotype male (NHMW), by fixation of Townsend (1938b: 335) (mention of “Ht male” from Andrangoloaka in NHMW is regarded as a lectotype fixation). Type locality: Madagascar, Antananarivo, Andrangoloaka [ca. 19°2'S 47°55'E].

gigantea Mesnil, 1976.—Afrotropical: Madagascar.

Eupododexia gigantea Mesnil, 1976: 41. Holotype male (IRSNB). Type locality: Madagascar, “Ahitsitondrona” [not located].

picta Mesnil, 1976.—Afrotropical: Madagascar.

Eupododexia picta Mesnil, 1976: 40. Holotype female (MNHN). Type locality: Madagascar, “Ambalamalakana” [not located].

Genus *FRONTODEXIA* Mesnil, 1976

FRONTODEXIA Mesnil, 1976: 51. Type species: *Frontodexia lutea* Mesnil, 1976, by original designation.

lutea Mesnil, 1976.—Afrotropical: Madagascar.

Frontodexia lutea Mesnil, 1976: 51. Holotype male (MNHN). Type locality: Madagascar, Fianarantsoa, Vohiparara [within Parc National de Ranomafana, which is located at ca. 21°13'S 47°26'E].

Genus *MESNILOTRIX* Cerretti & O'Hara, gen. n.

MESNILOTRIX Cerretti & O'Hara, gen. n. Type species: *Dexiotrix empiformis* Mesnil, 1976, by present designation.

Note: This new genus is described in the New Taxa of Afrotropical Tachinidae section.

empiformis (Mesnil, 1976).—Afrotropical: Madagascar. **Comb. n.**

Dexiotrix empiformis Mesnil, 1976: 48. Holotype male (MNHN). Type locality: Madagascar, Antananarivo, Ambohitantely [Réserve Spéciale, ca. 18°10'S 47°17'E], 1600m.

Note: *Dexiotrix empiformis* Mesnil, 1976 was treated in the genus *Dexiotrix* Villeneuve, 1936 by Crosskey (1980b: 832). It was later reassigned to *Trixa* Meigen, 1824 when *Dexiotrix* was synonymized with *Trixa* by Zhang and Shima (2005: 59). This species is moved here to *Mesnilotrix* gen. n. and is redescribed in the New Taxa of Afrotropical Tachinidae section. *Dexiotrix* was no longer recorded from the Afrotropical Region as a result of the taxonomic change of Zhang and Shima (2005) and *Trixa* is similarly no longer recorded from the region as a result of the reassignment here of *D. empiformis* to *Mesnilotrix*.

Genus *PILIGENA* van Emden, 1947

PILIGENA van Emden, 1947: 666. Type species: *Piligena mackieae* van Emden, 1947, by monotypy.

mackieae van Emden, 1947.—Afrotropical: South Africa, Zimbabwe (**new record**, CNC).

Piligena mackieae van Emden, 1947: 667. Holotype male (BMNH). Type locality: South Africa, Western Cape, Bot River.

Undescribed sp.: South Africa (Limpopo Province) (MZUR, examined by PC).

Genus **PILIGENOIDES** Barraclough, 1985

PILIGENOIDES Barraclough, 1985b: 268. Type species: *Piligenoides vittata* Barraclough, 1985, by original designation.

vittata Barraclough, 1985.—Afrotropical: South Africa.

Piligenoides vittata Barraclough, 1985b: 269. Holotype male (NMDA). Type locality: South Africa, KwaZulu-Natal, St Lucia Nature Reserve.

Genus **PLATYDEXIA** van Emden, 1954

PLATYDEXIA van Emden, 1954: 550. Type species: *Platydexia maynei* van Emden, 1954, by original designation.

maynei van Emden, 1954.—Afrotropical: D.R. Congo.

Platydexia maynei van Emden, 1954: 551 (as “*maynéi*”). Holotype male (MRAC). Type locality: D.R. Congo, Sud-Kivu, Kalembelembe to Baraka.

Genus **PODODEXIA** Brauer & Bergenstamm, 1889

PODODEXIA Brauer & Bergenstamm, 1889: 117 [also 1890: 49]. Type species: *Pododexia arachna* Brauer & Bergenstamm, 1889, by monotypy.

arachna Brauer & Bergenstamm, 1889.—Afrotropical: Madagascar.

Pododexia arachna Brauer & Bergenstamm, 1889: 117, 166 [also 1890: 49, 98]. Type(s), published as male (7 males and 4 females in NHMW). Type locality: Madagascar.

Note: *Pododexia arachna* Brauer & Bergenstamm, 1889 was described from an unspecified number of males from Madagascar. There are seven males and four females in NHMW, most collected by Sikora (or “Sicora”) and two from the locality of Andrangoloaka in Antananarivo Province [ca. 19°2'S 47°55'E], and most identified as *arachna* by “B. B.” (examined by JEOH). Although the female sex was not mentioned in the original description it seems likely that the four females recorded here were part of the original series of specimens examined by Brauer and Bergenstamm.

hirtipleura Mesnil, 1976.—Afrotropical: Madagascar.

Pododexia hirtipleura Mesnil, 1976: 39. Holotype male (MNHN). Type locality: Madagascar, Antananarivo, Ambatolampy [ca. 19°23'S 47°26'E], “Andranotobaka” [not located], 1400m.

similis Mesnil, 1976.—Afrotropical: Madagascar.

Pododexia similis Mesnil, 1976: 39. Holotype male (MNHN). Type locality: Madagascar, Antananarivo, Ambatolampy [ca. 19°23'S 47°26'E], “Andranotobaka” [not located], 1400m.

Genus **PRETORIAMYIA** Curran, 1927

PRETORIAMYIA Curran, 1927f: 106. Type species: *Pretoriamyia munroi* Curran, 1927, by original designation.

anacrostichalis van Emden, 1947.—Afrotropical: Kenya.

Pretoriamyia anacrostichalis van Emden, 1947: 653. Holotype female (BMNH). Type locality: Kenya, Mt. Elgon, 8500ft.

munroi Curran, 1927.—Afrotropical: D.R. Congo (**new record**, IRSNB [PC]), Kenya (**new record**, MZUR [PC]), South Africa, Tanzania, Yemen.

Pretoriamyia munroi Curran, 1927f: 107. Holotype male (SANC). Type locality: South Africa, Gauteng, Pretoria.

ogilviei van Emden, 1947.—Afrotropical: South Africa.

Pretoriamyia ogilviei van Emden, 1947: 650. Holotype male (BMNH). Type locality: South Africa, Free State, Norvalspont [as “Norvals Pont”], “North Bank Halt” [not located but presumably north of the Orange River in Free State, across the river from Norvalspont in Northern Cape].

plumicornis van Emden, 1947.—Afrotropical: South Africa.

Pretoriamyia plumicornis van Emden, 1947: 651. Holotype female (BMNH). Type locality: South Africa, Eastern Cape, Graaf-Reinet.

sellifera van Emden, 1947.—Afrotropical: South Africa.

Pretoriamyia sellifera van Emden, 1947: 652. Holotype female (BMNH). Type locality: South Africa, Western Cape, Doring [as “Doorn”] River.

somereni van Emden, 1947.—Afrotropical: D.R. Congo (**new record**, IRSNB [PC]), Uganda.

Pretoriamyia somereni van Emden, 1947: 655. Holotype female (BMNH). Type locality: Uganda, Semliki National Park [as “Bwamba Valley”, ca. 0°49'N 30°3'E].

Genus **PROSENA** Lapeletier & Serville, 1828

CALIRRHOE Meigen, 1800: 39. Name suppressed by ICZN (1963: 339).

PROSENA Lepeletier & Serville in Latreille et al., 1828: 499, 500. Type species: *Stomoxys siberita* Fabricius, 1775, by original designation.

siberita (Fabricius, 1775).—Afrotropical: Mozambique. Palaearctic: C. Asia, Europe (all except Turkey), Japan, Mongolia, Pal. China, Russia (W. Russia, W. Siberia, E. Siberia, S. Far East), Transcaucasia. Oriental: India, Indonesia, Malaysia, Myanmar, Nepal, Philippines, Ryukyu Is., Sri Lanka, Taiwan. Australasian: Australia, ?Melanesia. Nearctic: introduced and established in United States.

Stomoxys siberita Fabricius, 1775: 798. Type(s), unspecified sex (ZMUC, destroyed and only name label remaining according to Zimsen 1964: 485; originally in ZMUK). Type locality: Denmark, Copenhagen [as “Havniae”].

Stomoxys flavipennis Wiedemann, 1819: 20. Lectotype male (ZMUC), by designation of Crosskey (1966a: 668). Type locality: Indonesia, Jawa.

Prosenas longirostris Egger, 1860: 798. Syntypes, males and females (NHMW). Type locality: Austria, including Mödling near Wien.

Prosenas sybarita Rondani, 1861a: 280. Unjustified emendation of *Stomoxys siberita* Fabricius, 1775.

Calirrhoe malayana Townsend, 1926c: 25. Lectotype male (RMNH), by designation of Crosskey (1969: 91). Type locality: Indonesia, Sumatera, Bukittinggi [as “Fort de Kock”] 920m.

Prosenas brevisrostris van Emden, 1947: 630. Holotype male (BMNH). Type locality: Mozambique, Maputo [as “Lorenzo Marques”].

sibirita. Incorrect subsequent spelling of *siberita* Fabricius, 1775 (e.g., Aldrich 1928: 130).

Note: Herting (1984: 143) reported the sex of the type(s) of *Stomoxys siberita* Fabricius, 1775 as male, but on what basis is unknown.

There are likely syntypes of *Prosenas longirostris* Egger, 1860 among the specimens of *Prosenas siberita* (Fabricius) in NHMW (examined by JEOH) but they are not labelled as types and are not easily recognized. Specimens identified by Egger from Austria are labelled as *siberita*. The only specimens from Austria labelled as *longirostris* from “Coll. Egger” were identified by Schiner. No specimen is labelled as collected from Mödling (cf. Herting 1974b: 131).

Wiedemann (1819: 20) gave the sex of the type(s) of *Stomoxys flavipennis* as female, but Crosskey (1966a: 668) found only two males in ZMUC and designated one of them as lectotype. A female in NHMW labelled as *flavipennis* from “Java” and “Coll. Winthem” is possibly a paralectotype.

Genus **PROSENOIDES** Brauer & Bergenstamm, 1891

PROSENOIDES Brauer & Bergenstamm, 1891: 370 [also 1891: 66]. Type species: *Prosenoides papilio* Brauer & Bergenstamm, 1891 (as “*Prosenas papilio* S. litt.”) (= *Prosenas curvirostris* Bigot, 1889), by monotypy [Neotropical].

NEOPROSENA Townsend, 1927a: 221. Type species: *Neoprosema haustellata* Townsend, 1927, by original designation [Neotropical].

PERIPROSENA Villeneuve, 1938c: 14. Type species: *Periprosema dispar* Villeneuve, 1938, by monotypy.

cytorus (Walker, 1849).—Afrotropical: South Africa, “West Africa”.

Stomyxys cytorus Walker, 1849: 1160 (as “*Stomyxys?* *cytorus*”, with “*Stomyxys*” as an error for *Stomoxys*). Type(s), unspecified sex (1 male in BMNH according to BMNH database). Type locality: “West Africa”.

dispar (Villeneuve, 1938).—Afrotropical: D.R. Congo.

Periprosema dispar Villeneuve, 1938c: 14. Holotype female (CNC). Type locality: D.R. Congo, Nord-Kivu, Mokoto [ca. 1°15'S 29°00'E].

longilingua (Villeneuve, 1943).—Afrotropical: D.R. Congo.

Myiocera longilingua Villeneuve, 1943b: 95. Holotype male (not located). Type locality: D.R. Congo, Nord-Kivu, Kibati [ca. 1°36'S 29°16'E].

Note: Villeneuve (1943b: 95) gave the type locality of *Myiocera longilingua* as “Kibati”. Van Emden (1947: 665) was unsure of the location of Kibati and wrote “‘Kibati’ (?Uganda: Kibate River)”. Crosskey (1980b: 834) placed the locality in Tanzania. Villeneuve (1938a: 5) cited “N. Kivu, Kibati” for *Wagneria fratella* Villeneuve and this locality, in Nord-Kivu of D.R. Congo, is assumed to be the same Kibati as cited for the type locality of *M. longilingua*.

tenuipes (van Emden, 1947).—Afrotropical: Uganda.

Paraprosema tenuipes van Emden, 1947: 665. Holotype male (BMNH). Type locality: Uganda, Rwenzori Range [as “Ruwenzori”], Namwamba Valley, 6500ft.

Genus *PSEUDODINERA* Brauer & Bergenstamm, 1891

PSEUDODINERA Brauer & Bergenstamm, 1891: 378 [also 1891: 74]. Type species:

Pseudodinera nigripes Brauer & Bergenstamm, 1891, by monotypy.

nigripes Brauer & Bergenstamm, 1891.—Afrotropical: South Africa.

Pseudodinera nigripes Brauer & Bergenstamm, 1891: 379 [also 1891: 75] (as “*nigripes* Wd. Coll. Winth. litt.”). Type(s), male (2 males in NHMW). Type locality: South Africa, Western Cape, Cape of Good Hope [as “Cap b. sp.” = “Cap Bonae Spei”].

Note: *Pseudodinera nigripes* Brauer & Bergenstamm, 1891 was described from an unspecified number of males. There are two male syntypes in NHMW, both from “Cap.” [= Cape of Good Hope] and “Coll. Winthem” (examined by JEOH). Townsend (1938b: 369) mentioned “Ht male” from Cape of Good Hope in NHMW but did not restrict the term “Ht” to a single male among the two males in NHMW, and hence did not fix a lectotype.

spinigera (Thomson, 1869).—Afrotropical: South Africa.

Dinera spinigera Thomson, 1869: 531. Type(s), male (NHRS). Type locality: South Africa, Western Cape, Cape of Good Hope [as “Promont. bonae spei”].

Genus ZELIOMIMA Mesnil, 1976

ZELIOMIMA Mesnil, 1976: 37. Type species: *Zeliomima caudata* Mesnil, 1976, by original designation.

caudata Mesnil, 1976.—Afrotropical: Madagascar.

Zeliomima caudata Mesnil, 1976: 39. Holotype male (MNHN). Type locality: Madagascar, Toamasina, Périnet, 1000m [ca. 18°55'S 48°25'E].

chaetosa Mesnil, 1976.—Afrotropical: Madagascar.

Zeliomima chaetosa Mesnil, 1976: 39. Holotype male (MNHN). Type locality: Madagascar, Mahajanga, Antsalova [District], Forêt Antsingy, Andobo, 190m [not located but likely within Réserve naturelle intégrale du Tsingy de Bemaraha].

Genus ZEUXIOTRIX Mesnil, 1976

ZEUXIOTRIX Mesnil, 1976: 46. Type species: *Zeuxiotrix atra* Mesnil, 1976, by original designation.

atra Mesnil, 1976.—Afrotropical: Madagascar.

Zeuxiotrix atra Mesnil, 1976: 48. Holotype male (MNHN). Type locality: Madagascar, Antananarivo, Ambohitantely [Réserve Spéciale, ca. 18°10'S 47°17'E].

cinerosa Mesnil, 1976.—Afrotropical: Madagascar.

Zeuxiotrix cinerosa Mesnil, 1976: 47. Holotype male (MNHN). Type locality: Madagascar, Antananarivo, Ambohitantely [Réserve Spéciale, ca. 18°10'S 47°17'E].

Unplaced species of Dexiini

brunnicornis Macquart, 1844.—Afrotropical: Réunion.

Dexia brunnicornis Macquart, 1844: 86 [also 1844: 243]. Lectotype male (MNHN), by fixation of Crosskey (1971: 265) (examination of “Holotype ♂” from Réunion in MNHN is regarded as a lectotype fixation). Type locality: Réunion [as “Bourbon”].

crassipalpis Mesnil, 1950.—Afrotropical: Zimbabwe.

Dinera crassipalpis Mesnil, 1950d: 115. Syntypes, 3 females (not located). Type locality: Zimbabwe, Hurungwe [as “Urungwe”], Gota Gota.

Tribe DUFOURIINI

Genus *CHETOPTILIA* Rondani, 1862

CHETOPTILIA Rondani, 1862: 166. Type species: *Ptilops puella* Rondani, 1862, by monotypy [Palearctic].

CHAETOPTILIA Bezzi & Stein, 1907: 402. Unjustified emendation of *Chetoptilia* Rondani, 1862 (see O'Hara et al. 2011: 55, 259).

PARAPTILOPS Mesnil, 1975a: 1358. Type species: *Chaetoptilia angustifrons* Mesnil, 1953, by original designation [Oriental].

cyanea Mesnil, 1968.—Afrotropical: Madagascar.

Chaetoptilia cyanea Mesnil, 1968a: 53. Holotype male (BMNH). Type locality: Madagascar, Toamasina, Toamasina [as “Tamatave”].

metallica Mesnil, 1968.—Afrotropical: Madagascar.

Chaetoptilia metallica Mesnil, 1968a: 54. Holotype male (MNHN). Type locality: Madagascar, Toliara, Morondava [District], forest south of Befasy [ca. 20°35'S 44°22'E].

plumicornis Villeneuve, 1942.—Afrotropical: Uganda.

Chaetoptilia plumicornis Villeneuve, 1942a: 53. Holotype male (not located). Type locality: Uganda, Kampala.

Genus *MESNILANA* van Emden, 1945

MESNILANA van Emden, 1945: 413. Type species: *Mesnilana bevisi* van Emden, 1945, by monotypy.

Note: We follow van Emden (1945: 413) and Crosskey (1980b: 829) in placing *Mesnilana* van Emden, 1945 in Dufouriini but we are uncertain whether this genus belongs here.

bevisi van Emden, 1945.—Afrotropical: South Africa.

Mesnilana bevisi van Emden, 1945: 414. Holotype female (BMNH). Type locality: South Africa, KwaZulu-Natal, Greenwood Park [suburb of Durban].

Genus *PANDELLEIA* Villeneuve, 1907

PANDELLEIA Villeneuve, 1907: 392. Type species: *Etheria sexpunctata* Pandellé, 1896, by monotypy [Palearctic].

AFROPHASIA Curran, 1939: 1. Type species: *Afrophasia dimorphia* Curran, 1939, by original designation.

dimorphia (Curran, 1939).—Afrotropical: Burundi, D.R. Congo, Kenya, Lesotho, South Africa, Tanzania, Uganda.

Afrophasia dimorphia Curran, 1939: 1. Holotype male (SANC). Type locality: South Africa, Eastern Cape, East London.

Pandelleia francoisi Mesnil, 1952a: 2 (as “*francoisi*”). Holotype male (IRSNB). Type locality: Burundi, Bururi, 1950m.

translucens (Mesnil, 1959).—Afrotropical: Tanzania.

Rondania translucens Mesnil, 1959: 27. Holotype female (SMNS). Type locality: Tanzania, Pare Mountains, Usangi.

Genus **RHINOPHOROIDES** Barraclough, 2005

RHINOPHOROIDES Barraclough, 2005: 381. Type species: *Rhinophoroides minutus* Barraclough, 2005, by original designation.

Note: *Rhinophoroides* Barraclough, 2005 is possibly a junior synonym of *Mesnilana* van Emden, 1945.

minutus Barraclough, 2005.—Afrotropical: South Africa.

Rhinophoroides minutus Barraclough, 2005: 382. Holotype male (NMDA). Type locality: South Africa, KwaZulu-Natal, Merrivale, Tshwalabenyoni, 1000m (29°31'S 20°15'E).

Tribe **EUTHERINI**

Genus **EUTHERA** Loew, 1866

EUTHERA Loew, 1866: 46, 47. Type species: *Euthera tentatrix* Loew, 1866, by monotypy [Nearctic].

EUTHEROPSIS Townsend, 1916c: 178. Type species: *Euthera mannii* Mik, 1889 (= *Ocyptera fascipennis* Loew, 1854), by original designation.

PREUTHERA Townsend, 1933: 452. Type species: *Euthera (Eutheropsis) peringueyi* Bezzi, 1925, by original designation [Oriental].

fascipennis (Loew, 1854).—Afrotropical: Malawi, Tanzania, Yemen. Palaeartic: C. Asia, Europe (SW. Eur., SC. Eur., SE. Eur., Turkey). Oriental: India, Taiwan.

Ocyptera fascipennis Loew, 1854: 20. Type(s), male (1 male in ZMHB). Type locality: Greece, Crete [or Kriti], Heraklion [as “Candia”].

Euthera mannii Mik, 1889: 132. Lectotype female (NHMW), by fixation of Townsend (1931: 391) (examination of “Female Ht” from “Brussa” in NHMW is regarded as a lectotype fixation). Type locality: Turkey, Bursa [as “Brussa”].

Euthera burtti van Emden, 1960: 383. Holotype male (BMNH). Type locality: Tanzania, Old Shinyanga.

manni. Incorrect subsequent spelling of *mannii* Mik, 1889 (e.g., Herting 1984: 162, Zeegers 2007: 404).

peringueyi Bezzi, 1925.—Not Afrotropical [Oriental].

Euthera (*Eutheropsis*) *peringueyi* Bezzi, 1925a: 280 (as “*péringueyi*”).

Note: Bezzi (1925a: 280) was in error in citing the type locality of his new species *Euthera peringueyi* as “Chabra, Congo”. Arnaud (1982: 13) noted that the holotype in MSNM is labelled “Chapra/Mackenzie” and commented: “Bezzi stated the type was from the ‘Congo,’ but could this be in error for India?” We have determined that this is indeed the case, as Mackenzie collected in Chapra in West Bengal, India, not in the African “Congo” [e.g., Distant (1912) and Banks (1913)]. Van Emden (1960: 383) treated *E. peringueyi* as a species from “Congo”, Crosskey (1976: 175) recorded it from “‘Congo’ [? Zaire]: Chabra” and India, and Crosskey (1980b: 829) recorded it from “‘Congo’” and India. It is, based on present evidence, a strictly Oriental species.

tuckeri Bezzi, 1925.—Afrotropical: Botswana (**new record**, NMDA [PC]), Ghana, Kenya (**new record**, MZUR [PC]), Malawi, Mozambique (**new record**, MZUR [PC]), South Africa, Sudan, U.A. Emirates, Uganda, Zambia (**new record**, NMDA [PC]). Palearctic: Japan. Oriental: Pakistan [also questionably from Sri Lanka according to Crosskey (1976: 175) but this country not listed by Crosskey (1980b: 829)].

Euthera (*Eutheropsis*) *tuckeri* Bezzi, 1925a: 279. Holotype male (SAMC). Type locality: South Africa, Mpumalanga, Kaapmuiden [as “Koopmuiden”, ca. 25°33'S 31°20'E].

Tribe VORIINI

Genus *ALLOTHELAIRA* Villeneuve, 1915

ALLOTHELAIRA Villeneuve, 1915c: 226. Type species: *Allothelaira diaphana* Villeneuve, 1915, by monotypy.

diaphana Villeneuve, 1915.—Afrotropical: Cameroon, D.R. Congo, Ghana, Nigeria, Sierra Leone, Tanzania.

Allothelaira diaphana Villeneuve, 1915c: 226. Lectotype male (BMNH), by designation of van Emden (1960: 377). Type locality: Ghana, Aburi.

Note: *Allothelaira diaphana* Villeneuve, 1915 was described from five males and two females, including two males from Aburi (Ghana). Townsend (1939b: 8) mentioned a “Hr” from Ghana in Rambouillet (Villeneuve’s personal collection, since dispersed) but did not restrict the term “Hr” to a single male among the two males from Ghana in the type series, and hence did not fix a lectotype.

Genus *CAMPYLOCHETA* Rondani, 1859

CAMPYLOCHETA Rondani, 1859: 157, 169. Type species: *Tachina praecox* Meigen, 1824, by fixation of O'Hara and Wood (2004: 18) under Article 70.3.2 of the Code (ICZN 1999), misidentified as *Tachina schistacea* Meigen, 1824 in the original designation by Rondani (1859) [Palearctic].

ELPE Robineau-Desvoidy, 1863a: 488. Type species: *Tachina inepta* Meigen, 1824, by original designation [Palearctic].

MYXACTIA Villeneuve, 1915b: 197. Type species: *Myxactia inclinata* Villeneuve, 1915, by monotypy.

CAMPYLOCHAETA Bezzi & Stein, 1907: 305. Unjustified emendation of *Campylochaeta* Rondani, 1859 (see O'Hara et al. 2011: 46, 259).

CHAETOPHLEPSIS Townsend, 1915b: 422. Type species: *Chaetophlepsis tarsalis* Townsend, 1915, by original designation [Neotropical].

inclinata (Villeneuve, 1915).—Afrotropical: Madagascar.

Myxactia inclinata Villeneuve, 1915b: 197. Holotype male (NHMW). Type locality: Madagascar.

Note: Townsend (1939a: 370) gave the type locality of *Myxactia inclinata* Villeneuve, 1915 as “Sikora, Madagascar”, but Sikora was the collector. No type locality within Madagascar was given by Villeneuve (1915b) or appears on the data label of the holotype (examined by JEOH).

keiseri Mesnil, 1978.—Afrotropical: Madagascar.

Campylochaeta keiseri Mesnil, 1978b: 284. Holotype male (MNHN). Type locality: Madagascar, Toamasina, Périnet [ca. 18°55'S 48°25'E].

plumbea (Mesnil, 1952).—Afrotropical: D.R. Congo, Rwanda (**new record**, IRSNB [PC]).

Frivaldszokia plumbea Mesnil, 1952a: 8. Holotype male (not located). Type locality: D.R. Congo, Nord-Kivu, Bweza, Tshamugussa, 2250m [ca. 1°20'S 29°31'E].

risbeci (Mesnil, 1944).—Afrotropical: Mali, Nigeria, Senegal, Uganda.

Frivaldszokia risbeci Mesnil, 1944: 16. Type(s), unspecified sex (MNHN). Type locality: Senegal, Bambey.

vansomereni van Emden, 1960.—Afrotropical: Kenya.

Campylochaeta vansomereni van Emden, 1960: 352. Holotype male (BMNH). Type locality: Kenya, Meru.

Genus *CYRTOPHLOEBA* Rondani, 1856

CYRTOPHLOEBA Rondani, 1856: 207. Type species: *Tachina ruricola* Meigen, 1824, by original designation [Palearctic].

CYRTHOPLAEBEA Rondani, 1857: 13. Unjustified emendation of *Cyrtophloeoba* Rondani, 1856 (see O'Hara et al. 2011: 69).

STACKELBERGULA Richter, 1967: 478. Type species: *Stackelbergula eremophila* Richter, 1967, by original designation.

CYRTHOPHLAEBEA. Incorrect subsequent spelling of *Cyrtophloebea* Rondani, 1856 (Rondani 1859: 235) (see O'Hara et al. 2011: 68).

CYRTHOPHLEBA. Incorrect subsequent spelling of *Cyrtophloebea* Rondani, 1856 (Rondani 1857: 13) (see O'Hara et al. 2011: 68).

CYRTOPHLEBA. Incorrect original spelling of *Cyrtophloebea* Rondani, 1856 (Rondani 1856: 68) (see O'Hara et al. 2011: 69).

arabica Zeegers, 2007.—Afrotropical: Yemen.

Cyrtophleba (Stackelbergula) arabica Zeegers, 2007: 374. Holotype male (RMNH). Type locality: Yemen, Lahij [as “Lahj”] (13°03'28"N 44°53'02"E).

eremophila (Richter, 1967).—Afrotropical: U.A. Emirates. Palaeartic: C. Asia, Mongolia.

Stackelbergula eremophila Richter, 1967: 479. Holotype male (ZIN). Type locality: Uzbekistan, Kyzylkum [Desert], 40km east of Dzhingel'dy, Ayakguzhumdy [ca. 40°44'N 63°45'E].

Undescribed spp.: Kenya (Crosskey 1980b: 837), “two new undescribed species from tropical Africa (BMNH)” (Crosskey 1984: 245), and Mozambique (MZUR, examined by PC).

Genus *HYLEORUS* Aldrich, 1926

HYLEORUS Aldrich, 1926a: 16. Type species: *Hyleorus furcatus* Aldrich, 1926, by monotypy [Australasian].

STEINIOMYIA Townsend, 1932: 54. Type species: *Plagia elata* Meigen, 1838, by monotypy [Palaeartic].

NEUROPLAGIA Townsend, 1933: 479. Type species: *Plagia elata nudinerva* Villeneuve, 1920, by original designation.

AFROPLAGIA Curran, 1938: 6. Type species: *Afroplagia fasciata* Curran, 1938, by original designation.

fasciatus (Curran, 1938).—Afrotropical: Ghana, South Africa, Uganda.

Afroplagia fasciata Curran, 1938: 6. Holotype male (SAMC, not located by JEOH). Type locality: South Africa, KwaZulu-Natal, Wartburg.

nudinerva (Villeneuve, 1920).—Afrotropical: Yemen. Palaeartic: Europe (SW. Eur.), M. East (Israel).

Plagia elata nudinerva Villeneuve, 1920b: 200. Holotype, unspecified sex [female, examined by PC] (IRSNB). Type locality: Spain (Sierra de Albarracín [as “Sierra Albarracin”] according to label data).

Genus *HYSTRICOVORIA* Townsend, 1928

HYSTRICOVORIA Townsend, 1928: 395. Type species: *Hystricovoria bakeri* Townsend, 1928, by original designation.

AFROVORIA Curran, 1938: 5. Type species: *Afrovia munroi* Curran, 1938 (= *Hystricovoria bakeri* Townsend, 1928), by original designation.

ANAVORIA Mesnil, 1953b: 170 (as subgenus of *Voria* Robineau-Desvoidy, 1830). Type species: *Voria (Anavoria) indica* Mesnil, 1953 (= *Hystricovoria bakeri* Townsend, 1928), by monotypy.

bakeri Townsend, 1928.—Afrotropical: Botswana, Ghana, Kenya, South Africa, Yemen. Australasian: ?Australia. Oriental: India, Orient. China, Philippines.

Hystricovoria bakeri Townsend, 1928: 395. Holotype male (USNM). Type locality: Philippines, Luzon, Mt. Makiling [as “Mount Maquiling”].

Afrovia munroi Curran, 1938: 6. Holotype male (SANC). Type locality: South Africa, Mpumalanga, Barberton.

Voria (Anavoria) indica Mesnil, 1953b: 170. Holotype female (BMNH). Type locality: India, Uttarakhand, Dehra Dun.

Genus *NARDIA* Cerretti, 2009

NARDIA Cerretti, 2009a: 108. Type species: *Plagiomima rufolateralis* Crosskey, 1984, by original designation.

rufolateralis (Crosskey, 1984).—Afrotropical: Botswana, Namibia.

Plagiomima rufolateralis Crosskey, 1984: 302. Holotype male (BMNH). Type locality: Botswana, South-East, Sebele [as “Bakgatla, Sebele”; 24°34'S 25°58'E according to Cerretti 2009a: 113].

tsavo Cerretti, 2009.—Afrotropical: Kenya.

Nardia tsavo Cerretti, 2009a: 114. Holotype female (MZUR). Type locality: Kenya, Coast, Tsavo East National Park, Ndara Plains, Aruba Lodge, 444m.

Genus *PERISCEPSIA* Gistel, 1848

SCOPOLIA Robineau-Desvoidy, 1830: 268 (junior homonym of *Scopolia* Hübner, 1825). Type species: *Musca carbonaria* Panzer, 1798, by subsequent designation of Zetterstedt (1844: 1239).

PERISCEPSIA Gistel, 1848: x (unnecessary *nomen novum* for *Scopolia* Robineau-Desvoidy, 1830) (see O'Hara et al. 2011: 143).

PHORICHETA Rondani, 1861b: 8 (*nomen novum* for *Scopolia* Robineau-Desvoidy, 1830).

RAMONDA Robineau-Desvoidy, 1863a: 790. Type species: *Ramonda fasciata* Robineau-Desvoidy, 1863 (= *Tachina spathulata* Fallén, 1820), by original designation [Palaeartic].

PHORICHAETA Brauer & Bergenstamm, 1889: 106 [also 1890: 38]. Unjustified emendation of *Phoricheta* Rondani, 1861 (see O'Hara et al. 2011: 143, 265).

WAGNERIA of authors (e.g., Mesnil 1950a, van Emden 1960), not Robineau-Desvoidy, 1930. Misidentification, "on current generic limits" (Crosskey 1980b: 838).

Note: Subgenera of *Periscepsia* Gistel, 1848 are not recognized here because the subgeneric placements of the Afrotropical species require more study.

abbreviata (Mesnil, 1950).—Afrotropical: D.R. Congo. **Status n.**

Wagneria rufitibia abbreviata Mesnil, 1950a: 1. Holotype, unspecified sex [male, examined by PC] (IRSNB). Type locality: D.R. Congo, Nord-Kivu, Volcan Mikeno, near Rweru [as "Bweru"], 2400m [ca. 1°29'S 29°24'E].

Note: *Wagneria rufitibia abbreviata* Mesnil, 1950 was treated as a synonym of *Wagneria rufitibia* Villeneuve, 1938 by Crosskey (1980b: 839) but is recognized here as a distinct species based on examination of the holotype by PC.

Mesnil (1950a: 1) gave the type locality of *Wagneria rufitibia abbreviata* as "volcan Mikeno, vers Bweru, 2.400m". The map of Parc National Albert published by de Witte (1937) shows Rweru at 2799m within D.R. Congo about 2km north of the Rwandan border (Volcan Mikeno is 2–3km further north). Without evidence to the contrary, this type locality is treated as within D.R. Congo. Crosskey (1980b: 839) gave the country as Rwanda and this was followed by O'Hara (1996: 130); these authors treated the same locality as within Rwanda for one other species and within D.R. Congo (as "Zaire") for two others.

amicula (Mesnil, 1950).—Afrotropical: D.R. Congo, South Africa.

Wagneria amicula Mesnil, 1950a: 1. Holotype male (MRAC). Type locality: D.R. Congo, Nord-Kivu, Kabasha Escarpment, 1500m [ca. 0°44'S 29°13'E].

canina (Mesnil, 1950).—Afrotropical: D.R. Congo, Ethiopia, Rwanda, South Africa.

Wagneria canina Mesnil, 1950a: 2. Holotype, unspecified sex (MRAC). Type locality: Rwanda, Volcan Sabyinyo [as "Sabinyo"], Rwebeya Valley, 3000m [ca. 1°24'S 29°36'E].

carbonaria (Panzer, 1798).—Afrotropical: "widespread n.-e. Afr. to sthn Afr." (Crosskey 1980b: 839), including D.R. Congo, Kenya, Malawi, South Africa, Sudan, Yemen, Zimbabwe. Palaearctic: Europe (all), M. East (all), Pal. China, Russia (W. Russia), Transcaucasia. Oriental: India, Pakistan.

Musca carbonaria Panzer, 1798: 15 (and coloured figure on unnumbered facing plate). Type(s), unspecified sex [sex cannot be determined from the figure] (lost). Type locality: Austria (Thompson and Pont 1994: 58).

Dexia nigrans Meigen, 1826: 40. Syntypes, published as females (male(s) in MNHN, Herting 1972: 10). Type locality: not given (Europe, from "Baumhauerischen und Wiedemannischen Museum [= collections]").

Note: *Periscepsia carbonaria* (Panzer, 1798) of current authors is likely a species complex but is treated here as a single species pending further study.

caviceps (van Emden, 1960).—Afrotropical: Zimbabwe.

Wagneria caviceps van Emden, 1960: 336. Holotype male (BMNH). Type locality: Zimbabwe, Harare [as "Salisbury"].

- decolor** (van Emden, 1960).—Afrotropical: Ethiopia, Kenya, South Africa, Uganda.
Wagneria decolor van Emden, 1960: 347. Holotype male (BMNH). Type locality: Uganda, Nyakasura [ca. 0°40'N 30°13'E].
- fratella** (Villeneuve, 1938).—Afrotropical: D.R. Congo, Kenya, Uganda.
Wagneria fratella Villeneuve, 1938a: 5. Holotype, unspecified sex (MRAC). Type locality: D.R. Congo, Nord-Kivu, Kibati [ca. 1°36'S 29°16'E].
- glossinicornis** (van Emden, 1960).—Afrotropical: Kenya, South Africa.
Wagneria glossinicornis van Emden, 1960: 337. Holotype male (BMNH). Type locality: Kenya, Chyulu Hills, 6000ft.
- guttipennis** (van Emden, 1960).—Afrotropical: Kenya.
Wagneria guttipennis van Emden, 1960: 345. Holotype male (BMNH). Type locality: Kenya, Naivasha.
- kirbyiformis** (van Emden, 1960).—Afrotropical: D.R. Congo.
Wagneria kirbyiformis van Emden, 1960: 344. Holotype male (MRAC). Type locality: D.R. Congo, Orientale, “Kibali-Ituri”, Kilo [ca. 1°48'N 30°14'E].
- lindneri** (Mesnil, 1959).—Afrotropical: Tanzania.
Wagneria lindneri Mesnil, 1959: 25. Holotype male (SMNS). Type locality: Tanzania, west side of Mt. Kibo [one of the three peaks of Mt. Kilimanjaro], 3500–4500m.
- natalica** (van Emden, 1960).—Afrotropical: Ethiopia, Kenya, South Africa.
Wagneria natalica van Emden, 1960: 339. Holotype male (BMNH). Type locality: South Africa, KwaZulu-Natal, “Winzinto River” [not located].
Wagneria laniventris van Emden, 1960: 339. Holotype male (BMNH). Type locality: Kenya, Ngong.
Wagneria nubilipennis van Emden, 1960: 341. Holotype female (BMNH). Type locality: Kenya, Meru.
Wagneria z-fuscum van Emden, 1960: 340. Holotype female (BMNH). Type locality: South Africa, KwaZulu-Natal, Weenen [ca. 28°51'S 30°4'E].
- Note: Mesnil (1978b: 284–285) synonymized the four simultaneously published van Emden (1960) names, and as First Reviser selected *Wagneria natalica* van Emden, 1960 as the senior synonym (Article 24.2.2 of the *Code*, ICZN 1999). The specific epithet in *Wagneria z-fuscum* van Emden, 1960 is assumed to refer to the brown patterning in the wing of the nominal species and therefore “*z-fuscum*” does not change to “*zfuscum*” (Article 32.5.2.4.3 of the *Code*, ICZN 1999).
- nudinerva** (Mesnil, 1950).—Afrotropical: D.R. Congo. **Status n.**
Wagneria rufitibia nudinerva Mesnil, 1950a: 1. Holotype, unspecified sex [female, examined by PC] (IRSNB). Type locality: D.R. Congo, Nord-Kivu, Rutshuru, 1285m.
Note: *Wagneria rufitibia nudinerva* Mesnil, 1950 was treated as a synonym of *Wagneria rufitibia* Villeneuve, 1938 by Crosskey (1980b: 839) but is recognized here as a distinct species based on examination of the holotype by PC.
- pallidipennis** (van Emden, 1960).—Afrotropical: D.R. Congo, Kenya.
Wagneria pallidipennis van Emden, 1960: 349. Holotype male (BMNH). Type locality: Kenya, Naivasha.

propleuralis (van Emden, 1960).—Afrotropical: South Africa, Uganda.

Wagneria propleuralis van Emden, 1960: 343. Holotype female (BMNH). Type locality: Uganda, Semliki National Park [as “Bwamba Valley, Ruwenzori”, ca. 0°49'N 30°3'E].

rufitibia (Villeneuve, 1938).—Afrotropical: D.R. Congo, Kenya, South Africa, Tanzania, Uganda.

Wagneria rufitibia Villeneuve, 1938a: 4. Holotype, unspecified sex [male, see van Emden 1960: 350] (BMNH). Type locality: South Africa, KwaZulu-Natal, Wartburg.

salti (van Emden, 1960).—Afrotropical: Tanzania.

Wagneria salti van Emden, 1960: 348. Holotype male (BMNH). Type locality: Tanzania, Mt. Kilimanjaro, Shira Plateau, 12,450ft [ca. 3°0'S 37°14'E].

vidua (Mesnil, 1950).—Afrotropical: Kenya, Rwanda, Uganda.

Wagneria vidua Mesnil, 1950a: 3. Holotype, unspecified sex (MRAC). Type locality: Rwanda, Volcans Gahinga–Sabyinyo [latter as “Sabyinyo”], “Kundhuru ya Tshuve”, 2600m [ca. 1°23'S 29°38'E].

Genus *PROSHELIOMYIA* Brauer & Bergenstamm, 1891

PROSHELIOMYIA Brauer & Bergenstamm, 1891: 375 [also 1891: 71]. Type species: *Prosheliomyia nietneri* Brauer & Bergenstamm, 1891, by monotypy [Oriental].

Subgenus *THRIXIONELLUS* Mesnil, 1968

THRIXIONELLUS Mesnil, 1968a: 45 (as subgenus of *Prosheliomyia* Brauer & Bergenstamm, 1891). Type species: *Prosheliomyia (Thrixionellus) mirabilis* Mesnil, 1968, by original designation.

mirabilis Mesnil, 1968.—Afrotropical: Madagascar.

Prosheliomyia (Thrixionellus) mirabilis Mesnil, 1968a: 45. Holotype male (NHMB [“to be returned to MNHN”, O’Hara 1996: 148]). Type locality: Madagascar, Antsiranana, Joffreville.

nigricornis Mesnil, 1968.—Afrotropical: Madagascar.

Prosheliomyia (Thrixionellus) nigricornis Mesnil, 1968a: 47. Holotype male (NHMB [“to be returned to MNHN”, O’Hara 1996: 149]). Type locality: Madagascar, Fianarantsoa, Vohiparara [within Parc National de Ranomafana, which is located at ca. 21°13'S 47°26'E].

pallida Mesnil, 1968.—Afrotropical: Madagascar.

Prosheliomyia (Thrixionellus) pallida Mesnil, 1968a: 48. Holotype male (NHMB [“to be returned to MNHN”, O’Hara 1996: 151]). Type locality: Madagascar, Antsiranana, Ambanoro [ca. 13°24'S 48°18'E].

Genus *REICHARDIA* Karsch, 1886

REICHARDIA Karsch, 1886a: 137. Type species: *Reichardia insignis* Karsch, 1886, by monotypy.

insignis Karsch, 1886.—Afrotropical: Tanzania.

Reichardia insignis Karsch, 1886a: 137. Type(s), unspecified sex (1 male in ZMHB). Type locality: Tanzania, east of Lake Tanganyika, “Kawende” [not located].

Undescribed sp.: Ethiopia (MZUR, examined by PC).

Genus *STOMINA* Robineau-Desvoidy, 1830

STOMINA Robineau-Desvoidy, 1830: 411. Type species: *Stomina rubricornis* Robineau-Desvoidy, 1830 (= *Musca tachinoides* Fallén, 1817), by monotypy [Palaeartic].

Undetermined sp(p).—Afrotropical: Malawi (TAU, examined by PC), Namibia, South Africa, Yemen.

Note: Undetermined specimens of this genus were recorded from the Afrotropical Region by Mesnil (1975a: 1329, South Africa), Crosskey (1984: 255, Namibia) and Zeegers (2007: 375, Yemen). An undetermined male from Pretoria (South Africa) in NMDA was examined by PC.

Genus *SUBFISCHERIA* Villeneuve, 1937

SUBFISCHERIA Villeneuve, 1937a: 210. Type species: *Subfischeria flavogrisea* Villeneuve, 1937, by monotypy.

flavogrisea Villeneuve, 1937.—Afrotropical: Botswana, Malawi, Namibia, South Africa.

Subfischeria flavogrisea Villeneuve, 1937a: 211 (as “*flavo-grisea*”). Holotype female (CNC). Type locality: South Africa, “Colonie du Cap” ([former Cape Province], “Windsaxton Grigualand” according to label data, Cooper and O’Hara 1996: 73).

Genus *THELAIRA* Robineau-Desvoidy, 1830

THELAIRA Robineau-Desvoidy, 1830: 214 (as “*Thelaira*”). Type species: *Thelaira abdominalis* Robineau-Desvoidy, 1830 (= *Musca solivagus* Harris, 1780), by subsequent designation of Townsend (1916b: 9) [Palaeartic].

THELAIRIA. Incorrect subsequent spelling of *Thelaira* Robineau-Desvoidy, 1830 (Coquillett 1910: 614).

altoplani Speiser, 1914.—Afrotropical: Angola, Cameroon, D.R. Congo, Eritrea, Ghana, Lesotho, Madagascar, Malawi, Mozambique, Nigeria, Sierra Leone, South Africa, Sudan, Tanzania, Uganda, Zimbabwe.

Thelaira altoplani Speiser, 1914: 12. Holotype male (not located). Type locality: Cameroon, Dschang.

Thelaira palliventris Curran, 1928b: 378. Holotype male (AMNH). Type locality: D.R. Congo, Orientale, Parc National de la Garamba [as “Garamba, Congo”; coordinates on label given as 29°40'E 40°10'N, by Arnaud (1963: 130)].

Musca nigripes of authors (e.g., Bezzi 1908b: 61, Villeneuve 1913c: 37, both as “*Thelaira nigripes*”), not Fabricius, 1794. Misidentification (Crosskey 1980b: 840).

aurofasciata van Emden, 1960.—Afrotropical: Ghana, Nigeria.

Thelaira aurofasciata van Emden, 1960: 374. Holotype male (BMNH). Type locality: Ghana, Obuasi, Ashanti.

luteiventris van Emden, 1960.—Afrotropical: Nigeria, Sudan.

Thelaira luteiventris van Emden, 1960: 376. Holotype male (BMNH). Type locality: Nigeria, Azare.

madecassa Mesnil, 1978.—Afrotropical: Madagascar.

Thelaira madecassa Mesnil, 1978b: 285. Holotype male (MNHN). Type locality: Madagascar, Antananarivo, Antananarivo [as “Tananarive”].

Genus *VORIA* Robineau-Desvoidy, 1830

VORIA Robineau-Desvoidy, 1830: 195. Type species: *Voria latifrons* Robineau-Desvoidy, 1830 (= *Tachina ruralis* Fallén, 1810), by monotypy [Palearctic].

PLAGIA Meigen, 1838: 201. Type species: *Tachina verticalis* Meigen, 1824 (= *Tachina ruralis* Fallén, 1810), by subsequent designation of Rondani (1856: 69) [Palearctic].

capensis Villeneuve, 1935.—Afrotropical: Ghana, Kenya, Mozambique (**new record**, MZUR [PC]), Nigeria, South Africa.

Plagia setosa Brauer & Bergenstamm, 1891: 409, 439 [also 1891: 105, 135] (as “*setosa* Wd. litt. Cap. [Cape of Good Hope]”). *Nomen nudum*.

Voria capensis Villeneuve, 1935a: 138. Holotype male (not located). Type locality: South Africa.

ruralis (Fallén, 1810).—Afrotropical: “Kenya to South Africa, South Yemen [part of present-day Yemen]” (Crosskey 1980b: 838). Palearctic: C. Asia, Europe (all except Turkey), Japan, M. East (Israel), Mongolia, N. Africa (Madeira), Pal. China, Russia (W. Russia, W. Siberia, E. Siberia, S. Far East), Transcau-



Figure 4. Live specimen of *Ossidingia cruciata* (Wiedemann) (Winthemiini, Exoristinae) from Magombera Forest near Mangula, Tanzania (image courtesy of S.A. Marshall).

casia. Oriental: India, Nepal, Orient. China, Pakistan, Ryukyu Is., Taiwan. Australasian: Australia, N. Australasian. Nearctic: widespread. Neotropical: probably widespread.

Tachina ruralis Fallén, 1810: 265. Lectotype male (NHRS), by designation of Crosskey (1973b: 163). Type locality: Sweden, Skåne, Äsperöd [as “Esperöd”].

Subfamily EXORISTINAE (Fig. 4)

Tribe ACEMYINI

Genus *ACEMYA* Robineau-Desvoidy, 1830

ACEMYA Robineau-Desvoidy, 1830: 202. Type species: *Acemya oblonga* Robineau-Desvoidy, 1830 (= *Tachina acuticornis* Meigen, 1824), by subsequent designation of Desmarest *in d'Orbigny* (1849a: 318) (see Evenhuis and Thompson 1990: 232) [Palaeartic].

ACOMYIA Agassiz, 1846b: 3, 5. Unjustified emendation of *Acemya* Robineau-Desvoidy, 1830 (see Evenhuis et al. 2010: 33).

ACEMYIA Schiner, 1861: 472. Unjustified emendation of *Acemya* Robineau-Desvoidy, 1830 (see Evenhuis et al. 2010: 33).

fishelsoni Kugler, 1968.—Afrotropical: Yemen. Palaearctic: M. East (Israel), Mongolia, Pal. China.

Acemyia fishelsoni Kugler, 1968: 65. Holotype female (TAU). Type locality: Israel, Metula.

pyrrhocera Villeneuve, 1922.—Afrotropical: U.A. Emirates. Palaearctic: C. Asia, Europe (W. Eur., SW. Eur., SC. Eur.), Mongolia, Russia (E. Siberia), Transcaucasia.

Acomyia pyrrhocera Villeneuve, 1922c: 342. Syntypes, 1 male and 2 females (not located). Type localities: France, Digne-les-Bains [as “Digne”] and “sud de la France”.

Genus *ATLANTOMYIA* Crosskey, 1977

ATLANTOMYIA Crosskey, 1977: 145. Type species: *Atlantomyia nitida* Crosskey, 1977, by original designation.

nitida Crosskey, 1977.—Afrotropical: Saint Helena.

Atlantomyia nitida Crosskey, 1977: 147. Holotype male (MRAC). Type locality: Saint Helena, Prosperous Bay Plain, 900–1000ft.

Genus *CERACIA* Rondani, 1865

CERACIA Rondani, 1865: 221. Type species: *Ceracia mucronifera* Rondani, 1865, by monotypy [Palaearctic].

MYOTHYRIA van der Wulp, 1890: 208. Type species: *Myothyria majorina* van der Wulp, 1890, by subsequent designation of Coquillett (1910: 573) [Neotropical].

MYOTHYRIA. Incorrect subsequent spelling of *Myothyria* van der Wulp, 1890 (e.g., Herting 1958: 4, Mesnil 1962: 790).

Note: Herting (1984: 34) gave the type species of *Myothyria* van der Wulp, 1890 as *M. majorina* van der Wulp, 1890, by subsequent designation of Brauer and Bergenstamm (1891: 358 [also 1891: 54]). Brauer and Bergenstamm (1891: 358) wrote “*Myothyria* v. d. Wp. mit der Art *majorina* v. d. Wp.”) but did not refer to *M. majorina* as the type species of *Myothyria*. Crosskey (1980b: 851) correctly cited the type species as *M. majorina*, by subsequent designation of Coquillett (1910: 573).

africana (Mesnil, 1959).—Afrotropical: Nigeria, South Africa, Tanzania, Uganda.

Myothyria africana Mesnil, 1959: 19. Holotype male (SMNS). Type locality: Tanzania, Dar es Salaam.

Ceracia burtti van Emden, 1960: 370. Holotype female (BMNH). Type locality: Tanzania, Old Shinyanga.

freyi (Herting, 1958).—Afrotropical: Cape Verde.

Myiothyria freyi Herting, 1958: 4. Holotype male (FMNHH). Type locality: Cape Verde Islands, São Nicolau, Ribeira da Pulga [as “S. Nicolau: Rib. Pulga”].

mucronifera Rondani, 1865.—Afrotropical: Yemen. Palaearctic: C. Asia, Europe (W. Eur., SW. Eur., SC. Eur., SE. Eur.), M. East (Israel), N. Africa (Canary Is., NW. Africa), Transcaucasia. Oriental: Orient. China [Hunan].

Ceracia mucronifera Rondani, 1865: 222. Syntypes, 2 males (MZF). Type locality: Italy, Apennines, near Parma.

murina Mesnil, 1977.—Afrotropical: Madagascar.

Ceracia murina Mesnil, 1977d: 326. Holotype female (MNHN). Type locality: Madagascar, Antananarivo, Antananarivo [as “Tananarive”].

Genus *METACEMYIA* Herting, 1969

METACEMYIA Herting, 1969: 197. Type species: *Acemyia calloti* Séguy, 1936, by original designation.

CERACIA of Mesnil (1962: 788), not Rondani, 1865. Misidentification (Herting 1969: 196–197).

aartseni Zeegers, 2007.—Afrotropical: U.A. Emirates, Yemen. Palaearctic: M. East (Israel).

Metacemyia aartseni Zeegers, 2007: 388. Holotype female (RMNH). Type locality: Yemen, 12km northwest of Manākhah (15°04'19"N 43°44'27"E).

calloti (Séguy, 1936).—Afrotropical: Senegal, Tanzania, U.A. Emirates, Yemen, Zambia, Zimbabwe. Palaearctic: Europe (W. Eur., SW. Eur., SC. Eur., Turkey), M. East (Israel), N. Africa (NW. Africa)

Acemyia calloti Séguy, 1936: 324. Holotype female (not located). Type locality: Tunisia, El Aouina.

Ceracia nomadacridis van Emden, 1960: 369. Holotype male (BMNH). Type locality: Tanzania, Rukwa District, Nkamba-Kati.

Ceracia mucronifera of authors (e.g., Mesnil 1962: 789), not Rondani, 1865. Misidentification (Herting 1969: 196–197).

setosa Crosskey, 1973.—Afrotropical: Malawi.

Metacemyia setosa Crosskey, 1973a: 376. Holotype male (BMNH). Type locality: Malawi, Southern Region, Chambe Plateau.

uncinata (Thomson, 1869).—Afrotropical: Botswana, D.R. Congo, South Africa.

Myobia uncinata Thomson, 1869: 526. Lectotype male (NHRS), by fixation of Crosskey (1973a: 379) (examination of “holotype” from Cape of Good Hope in NHRS is regarded as a lectotype fixation). Type locality: South Africa, Western Cape, Cape of Good Hope [as “Promont. bonae spei”].

Note: A record of *Myobia uncinata* Thomson, 1869 from Israel by Kugler (1963: 26, 32, as “*Ceracia uncinata*”) was questioned by Crosskey (1973a: 380, 1980b: 851). This species was not recorded from Israel by Cerretti and Freidberg (2009).

Tribe ANACAMPTOMYIINI

Genus *ANACAMPTOMYIA* Bischof, 1904

ANACAMPTOMYIA Bischof, 1904: 79. Type species: *Anacamptomyia africana* Bischof, 1904, by monotypy.

ROUBAUDIA Villeneuve, 1910a: 249. Type species: *Roubaudia rufescens* Villeneuve, 1910, by monotypy (not by original designation as given by Zeegers 2014: 96).

PARAROUBAUDIA Roubaud & Villeneuve, 1914: 122, 124 (as subgenus of *Roubaudia* Villeneuve, 1910). Type species: *Roubaudia (Pararoubaudia) bisetosa* Roubaud & Villeneuve, 1914, by monotypy.

Note: A key to the African species of *Anacamptomyia* Bischof, 1904 was published by Mesnil (1950b: 22–24). A key to the species of *Anacamptomyia* from Madagascar was given by Zeegers (2014: 97).

africana Bischof, 1904.—Afrotropical: D.R. Congo, Kenya, ?Madagascar, Mozambique, Nigeria, Senegal, South Africa, Tanzania.

Anacamptomyia africana Bischof, 1904: 81. Lectotype female (NHMW), by fixation of Townsend (1940: 8) (mention of “Ht female” from Algoa Bay in NHMW is regarded as a lectotype fixation for the only syntype from Algoa Bay, a female that also bears a blue handwritten “Typus” label [examined by JEOH]). Type locality: South Africa, Eastern Cape, Algoa Bay.

aurifrons Zeegers, 2014.—Afrotropical: Madagascar.

Anacamptomyia aurifrons Zeegers, 2014: 97. Holotype male (RMNH). Type locality: Madagascar, Antananarivo, [near] Ambatolampy, Ankaratra Mountains, Manjakatampo, 2000m [ca. 19°21'S 47°18'E].

bisetosa (Roubaud & Villeneuve, 1914).—Afrotropical: Benin, Cameroon, D.R. Congo, Ghana, Nigeria, Senegal, Sierra Leone, Zimbabwe.

Roubaudia (Pararoubaudia) bisetosa Roubaud & Villeneuve, 1914: 125. Syntypes, males and females (1 female in MRAC). Type localities: Senegal (Dakar) and unspecified localities from Benin [as “Dahomey”] to Senegal.

Note: *Roubaudia bisetosa* Roubaud & Villeneuve, 1914 was described from an unspecified number of males and females. The only specific locality mentioned was Dakar (the locality where the syntype in MRAC was collected) but the range of the species was given as Senegal to Benin. Townsend (1940: 13) mentioned a “Ht male” from Accra (Ghana) in Rambouillet (Villeneuve’s personal collection, since dispersed) but a specimen from that locality has not been located. Unless a male from Accra is found, or is proven to have existed, Townsend’s “Ht male” cannot legitimately be accepted as a lectotype fixation for *R. bisetosa*.

blommersi Zeegers, 2014.—Afrotropical: Madagascar.

Anacamptomyia blommersi Zeegers, 2014: 99. Holotype male (RMNH). Type locality: Madagascar, Antananarivo [as “Tananarive”], 1300m.

gymnops Zeegers, 2007.—Afrotropical: Yemen.

Anacamptomyia gymnops Zeegers, 2007: 376. Holotype female (RMNH). Type locality: Yemen, Wādī Lahimah [as “Al Lahima”] (15°24'N 43°32'E).

obscurella Mesnil, 1950.—Afrotropical: “toute Afrique tropicale et australe” (Mesnil 1950b: 24, Crosskey 1980b: 867), including D.R. Congo and presumably South Africa.

Anacamptomyia pallida obscurella Mesnil, 1950b: 24. Syntypes, males and females (1 male and possibly other unrecognized syntypes in CNC). Type localities: Africa, “toute Afrique tropicale et australe” (CNC syntype from D.R. Congo, Équateur, Eala).

pallida (Roubaud & Villeneuve, 1914).—Afrotropical: Benin, Cameroon, D.R. Congo, Ghana, Malawi, Nigeria, Senegal, Sudan, Tanzania, Zambia, Zimbabwe.

Roubaudia rufescens pallida Roubaud & Villeneuve, 1914: 124. Syntypes, only the male sex specifically mentioned (2 females in MRAC). Type localities: D.R. Congo, Nigeria, Senegal [including MRAC syntypes from Satadougou], and Zimbabwe.

Note: A male in CNC treated as a syntype of *Roubaudia rufescens pallida* Roubaud & Villeneuve, 1914 by Cooper and O'Hara (1996: 68) was collected from “M fongosi Zulu L.” (label data; the faded lettering was misinterpreted as “M fongoss Zulu L.” by Cooper and O'Hara 1996: 68). Mfongosi is in KwaZulu-Natal, South Africa [ca. 28°43'S 30°49'E]. South Africa was not listed as a type locality by Roubaud and Villeneuve (1914) and therefore this specimen is not considered part of the original type series.

pruinosa (Roubaud & Villeneuve, 1914).—Afrotropical: Nigeria, Senegal, Uganda, Zimbabwe.

Roubaudia pruinosa Roubaud & Villeneuve, 1914: 123. Syntypes, male(s) and female(s) (1 female in CNC, 2 males and 1 female in MRAC). Type locality: Senegal, Satadougou [as “Satadougou (Haute-Gambie)”].

rufescens (Villeneuve, 1910).—Afrotropical: Benin, Nigeria.

Roubaudia rufescens Villeneuve, 1910a: 249. Lectotype male (CNC), by fixation of Townsend (1940: 14) (mention of “Ht male” from Dahomey in Rambouillet [Villeneuve's personal collection, since dispersed] is regarded as a lectotype fixation for the single male syntype in CNC). Type locality: Benin [as “Dahomey”] (country not Congo as given by Crosskey 1980b: 867).

Genus *LEUCOCARCELIA* Villeneuve, 1921

LEUCOCARCELIA Villeneuve, 1921: 30. Type species: *Leucocarcelia argyrata* Villeneuve, 1921, by monotypy.

argyrata Villeneuve, 1921.—Afrotropical: Malawi.

Leucocarcelia argyrata Villeneuve, 1921: 30. Holotype male (BMNH). Type locality: Malawi, Mt. Mulanje [as “Mont Mlanje”].

Undescribed spp.: D.R. Congo (MRAC, examined by PC), Nigeria (BMNH, Crosskey 1984: 276).

Genus **PARAPALES** Mesnil, 1950

PARAPALES Mesnil, 1949b: 102 (as subgenus of *Ctenophorocera* Brauer & Bergens-tamm, 1891). *Nomen nudum* (proposed after 1930 without designation of type species; no included species) (see Evenhuis and O'Hara 2008: 66).

PARAPALES Mesnil, 1950c: 122 (as subgenus of *Ctenophorocera* Brauer & Bergens-tamm, 1891). Type species: *Ctenophorocera (Parapales) pallidula* Mesnil, 1950, by original designation (see Evenhuis and O'Hara 2008: 67).

brevicornis Mesnil, 1977.—Afrotropical: Madagascar.

Parapales brevicornis Mesnil, 1977b: 192. Holotype male (MNHN). Type locality: Madagascar, Toamasina, road from Anosibe An' Ala [as "Anosibe"] to Moramanga, 840m.

brunnea Mesnil, 1977.—Afrotropical: Madagascar.

Parapales brunnea Mesnil, 1977b: 192. Holotype female (MNHN). Type locality: Madagascar, Antananarivo, Manjakatempo [ca. 19°21'S 47°18'E].

luteicornis Mesnil, 1977.—Afrotropical: Madagascar.

Parapales luteicornis Mesnil, 1977b: 192. Holotype female (MNHN). Type locality: Madagascar, Toamasina, Périnet [ca. 18°55'S 48°25'E].

micronychia Mesnil, 1977.—Afrotropical: Madagascar.

Parapales micronychia Mesnil, 1977b: 191. Holotype male (MNHN). Type locality: Madagascar, Antsiranana, Joffreville.

pallidula (Mesnil, 1950).—Afrotropical: Madagascar.

Ctenophorocera (Parapales) pallidula Mesnil, 1950c: 123. Holotype male (CNC). Type locality: Madagascar, Toliara, Bekily.

pectinipes Mesnil, 1977.—Afrotropical: Madagascar.

Parapales pectinipes Mesnil, 1977b: 192. Holotype male (MNHN). Type locality: Madagascar, Antsiranana, Nosy Bé, Fascène [ca. 13°19'S 48°19'E].

Tribe **BLONDELIINI**Genus **AFROLIXA** Curran, 1939

AFROLIXA Curran, 1939: 4. Type species: *Afrolixa macula* Curran, 1939, by original designation.

macula Curran, 1939.—Afrotropical: Malawi, Mozambique, South Africa.

Afrolixa macula Curran, 1939: 4. Holotype male (SANC). Type locality: Mozambique, Maputo [as "Lourenco Marquis"].

Undescribed sp.: Côte d'Ivoire, Sudan, Uganda (BMNH, Crosskey 1984: 267).

Genus *ANOMALOSTOMYIA* Cerretti & Barraclough, 2007

ANOMALOSTOMYIA Cerretti & Barraclough, 2007: 102. Type species: *Anomalostomyia namibica* Cerretti & Barraclough, 2007, by original designation.

Note: Cerretti and Barraclough (2007: 104) considered *Anomalostomyia* as congeneric with Crosskey's (1984: 289) "Undetermined genus", which was based on a single male from Angola. That specimen, originally in BMNH, cannot be located (Cerretti and Barraclough 2007). Crosskey (1984: 289) treated the genus in Eryciini (and "apparently allied to the *Erythrocerca*-group of genera") but it has been provisionally placed in Blondeliini by Cerretti and Barraclough (2007) based on the species listed here from Namibia.

namibica Cerretti & Barraclough, 2007.—Afrotropical: Namibia.

Anomalostomyia namibica Cerretti & Barraclough, 2007: 103. Holotype male (NMNW). Type locality: Namibia, Brandberg Mountain, Sonusib Ravine, 1435m (21°04.546'S 14°36.958'E).

Genus *BLONDELIA* Robineau-Desvoidy, 1830

BLONDELIA Robineau-Desvoidy, 1830: 122. Type species: *Blondelia nitida* Robineau-Desvoidy, 1830 (= *Tachina nigripes* Fallén, 1810), by subsequent designation of Duponchel *in d'Orbigny* (1842: 609) (see Evenhuis and Thompson 1990: 233) [Palaeartic].

tibialis Mesnil, 1962.—Afrotropical: Burundi (**new record**, MZUR [PC]), D.R. Congo, South Africa.

Blondelia tibialis Mesnil, 1962: 753. Holotype male (IRSNB [not MRAC as published]). Type locality: D.R. Congo, Nord-Kivu, Kibati [ca. 1°36'S 29°16'E].

Genus *CHARITELLA* Mesnil, 1957

CHARITELLA Mesnil, 1957: 31. Type species: *Charitella gracilis* Mesnil, 1957, by monotypy [Oriental].

METADRINOMYIA Shima, 1980: 259. Type species: *Metadrinomyia proclinata* Shima, 1980, by original designation [Palaeartic]. **Syn. n.**

Note: *Metadrinomyia* Shima, 1980 was first recognized from the Afrotropical Region by Cerretti (2012: 325). It is here placed in synonymy with *Charitella* Mesnil, 1957.

nigrescens Mesnil, 1977.—Afrotropical: ?Madagascar, Malawi.

Charitella nigrescens Mesnil, 1977d: 325. Holotype female (CNC). Type locality: Malawi, Mt. Mulanje [as "Mt. Mlanje"].

whitmorei (Cerretti, 2012).—Afrotropical: Burundi, D.R. Congo. **Comb. n.**

Metadrinomyia whitmorei Cerretti, 2012: 325. Holotype male (MZUR). Type locality: Burundi, Kayanza [Province], Parc National de la Kibira, 2200m (2°53'25.9"S 29°27'25.4"E).

Note: The recently described *Metadrinomyia whitmorei* Cerretti, 2012 is moved here to *Charitella* Mesnil, 1957.

Undescribed sp. 1: Madagascar (TAU, examined by PC).

Undescribed sp. 2: Comoros (MNHN, examined by PC).

Genus **COMPSILURA** Bouché, 1834

COMPSILURA Bouché, 1834: 58. Type species: *Tachina concinnata* Meigen, 1824, by subsequent designation of Mik (1894: 52–53).

concinnata (Meigen, 1824).—Afrotropical: “widespread W. Afr. n.-e. Afr., E. Afr. & sthn Afr.” (Crosskey 1980b: 855), including Nigeria, South Africa. Palaearctic: C. Asia, Europe (all), Japan, M. East (all), N. Africa (Madeira), Pal. China, Russia (W. Russia, W. Siberia, E. Siberia), Transcaucasia. Oriental: India, Indonesia, Malaysia, Nepal, Orient. China, Philippines, Ryukyu Is., Taiwan, Thailand. Australasian: Australia, N. Australasian. Nearctic: introduced and widespread in northeast, also British Columbia to California.

Tachina concinnata Meigen, 1824: 412. Holotype female (NHMW, Herting 1972: 5). Type locality: not given (probably Germany, Hamburg [specimen from von Winthem]).

Phorocera selecta Curran, 1940: 6. Holotype male (SANC). Type locality: South Africa, KwaZulu-Natal.

solitaria (Curran, 1940).—Afrotropical: Zimbabwe.

Phorocera solitaria Curran, 1940: 6. Holotype male (AMNH). Type locality: Zimbabwe, Harare [as “Salisbury”].

Undescribed sp.: Madagascar (TAU, examined by PC).

Undetermined sp.: Burundi (MZUR, examined by PC).

Genus **DOLICHOTARSINA** Mesnil, 1977

DOLICHOTARSINA Mesnil, 1977d: 324. Type species: *Dolichotarsina gracilis* Mesnil, 1977, by original designation.

gracilis Mesnil, 1977.—Afrotropical: Madagascar.

Dolichotarsina gracilis Mesnil, 1977d: 325. Holotype female (MNHN). Type locality: Madagascar, Toamasina, Périnet [ca. 18°55'S 48°25'E].

Genus *EOMEDINA* Mesnil, 1960

EOMEDINA Mesnil, 1960b: 652. Type species: *Eomedina griseescens* Mesnil, 1960 (= *Degeeria apicalis* Curran, 1927), by original designation.

Note: See Cerretti and Wyatt (2006) for a diagnosis of *Eomedina* Mesnil, 1960 and a key to the two species.

apicalis (Curran, 1927).—Afrotropical: D.R. Congo, Kenya, Nigeria, Sierra Leone, Tanzania (**new record**, TAU [PC]), Uganda (**new record**, TAU [PC]).

Degeeria apicalis Curran, 1927c: 8. Holotype male (AMNH). Type locality: D.R. Congo, Orientale, Kisangani [as “Stanleyville”].

Eomedina griseescens Mesnil, 1960b: 651. Holotype female (BMNH). Type locality: D.R. Congo [as “Südafrika”, in error], Katanga, Bukama.

hamoyensis Cerretti & Wyatt, 2006.—Afrotropical: Namibia.

Eomedina hamoyensis Cerretti & Wyatt, 2006: 64. Holotype female (NMNW). Type locality: Namibia, Rundu District, Hamoye National Forest (18°12'S 19°43'E).

Genus *EOPHYLLOPHILA* Townsend, 1926

EOPHYLLOPHILA Townsend, 1926c: 19. Type species: *Eophyllophila elegans* Townsend, 1926, by original designation [Oriental].

africana Villeneuve, 1935.—Afrotropical: Angola, Burundi, Cameroon, Kenya, Malawi, Nigeria, Sierra Leone, Tanzania, Uganda.

Eophyllophila africana Villeneuve, 1935a: 136. Syntypes, 1 male and 1 female (not located). Type localities: Nigeria (Oshogbo) and Uganda (west Rwenzori Range [as “W. Ruwenzori”], 1800m).

Undescribed spp.: Kenya, Malawi, Uganda (all in TAU, examined by PC).

Genus *ERYNNIOLA* Mesnil, 1977

ERYNNIOLA Mesnil, 1977c: 179. Type species: *Erynniola atricolor* Mesnil, 1977, by original designation.

atricolor Mesnil, 1977.—Afrotropical: Madagascar.

Erynniola atricolor Mesnil, 1977c: 181. Holotype male (MNHN). Type locality: Madagascar, Toamasina, Périnet [ca. 18°55'S 48°25'E].

russipes Mesnil, 1977.—Afrotropical: Madagascar.

Erynniola russipes Mesnil, 1977c: 181. Holotype female (MNHN). Type locality: Madagascar, Toamasina, Périnet [ca. 18°55'S 48°25'E].

Genus *FILISTEA* Cerretti & O'Hara, gen. n.

FILISTEA Cerretti & O'Hara, **gen. n.** Type species: *Viviania aureofasciata* Curran, 1927, by present designation.

Note: This new genus is described in the New Taxa of Afrotropical Tachinidae section.

aureofasciata (Curran, 1927).—Afrotropical: Cameroon (**new record**, ZMHB [PC]), D.R. Congo, Nigeria, Uganda. **Comb. n.**

Viviania aureofasciata Curran, 1927c: 8. Holotype male (AMNH). Type locality: D.R. Congo, Orientale, Kisangani [as “Stanleyville”].

verbekei Cerretti & O'Hara, **sp. n.**—Afrotropical: Cameroon, D.R. Congo, Nigeria, Uganda.

Filistea verbekei Cerretti & O'Hara, **sp. n.** Holotype male (ZMHB). Type locality: Cameroon, Kumba [as “Johann-Albrechtshöhe”] (4°38'N 9°28'E).

Note: This new species is described in the New Taxa of Afrotropical Tachinidae section.

Genus *ISTOCHETA* Rondani, 1859

FALLENIA Meigen, 1838: 265 (junior homonym of *Fallenia* Meigen, 1820). Type species: *Tachina longicornis* Fallén, 1810, by subsequent designation of Coquillett (1910: 544) [Palaeartic].

ISTOCHETA Rondani, 1859: 157, 171. Type species: *Istocheta frontosa* Rondani, 1859 (as “Sp. Typ. nova *Frontalis* Mihi”, incorrect original spelling, see O'Hara et al. 2011: 101) (= *Phorocera cinerea* Macquart, 1850), by original designation [Palaeartic].

ISTOCHAETA Marschall, 1873: 334. Unjustified emendation of *Istocheta* Rondani, 1859 (see O'Hara et al. 2011: 101, 262).

HISTOCHAETA Brauer & Bergenstamm, 1891: 445 [also 1891: 141]. Unjustified emendation of *Istocheta* Rondani, 1859 (see O'Hara et al. 2011: 101).

PROSOPOFRONTINA Townsend, 1926c: 33. Type species: *Prosopofrontina pulchra* Townsend, 1926, by original designation [Oriental].

UROPHYLLINA Villeneuve, 1937c: 5 (as subgenus of *Urophyllodes* Brauer & Bergenstamm, 1893). Type species: *Urophyllodes (Urophyllina) rufipes* Villeneuve, 1937, by monotypy [Oriental].

ANUROPHYLLINA Mesnil, 1961: 693 (as subgenus of *Urophyllina* Villeneuve, 1937). *Nomen nudum* (proposed after 1930 without designation of type species from four included species) (see note below and Evenhuis et al. 2008: 6).

ANUROPHYLLINA Mesnil, 1977d: 322 (as subgenus of *Urophyllina* Villeneuve, 1937). Type species: *Urophyllodes bicolor* Villeneuve, 1937, by original designation [Oriental].

Note: Herting (1984: 24) accepted *Anurophyllina* Mesnil, 1961 as an available name and designated *Urophyllodes bicolor* Villeneuve, 1937 as type species. The availability of *Anuro-*

phyllina Mesnil, 1961 vs. *Anurophyllina* Mesnil, 1977 was properly cited by O'Hara (1996: 121) and Evenhuis et al. (2008: 6) but O'Hara et al. (2009: 48) inadvertently followed Herting (1984).

cerina (Mesnil, 1977).—Afrotropical: Madagascar.

Urophyllina (*Anurophyllina*) *cerina* Mesnil, 1977d: 322. Holotype female (MNHN). Type locality: Madagascar, Antsiranana, Montagne d'Ambre [Parc National, ca. 12°36'S 49°8'E].

conifrons (Villeneuve, 1950).—Afrotropical: Uganda.

Degeeria conifrons Villeneuve, 1950: 2. Holotype male (IRSNB). Type locality: Uganda, Entebbe.

crucigera (Mesnil, 1977).—Afrotropical: Madagascar.

Urophyllina (*Anurophyllina*) *crucigera* Mesnil, 1977d: 322. Holotype male (MNHN). Type locality: Madagascar, Toamasina, Périnet [ca. 18°55'S 48°25'E].

flava (Curran, 1927).—Afrotropical: Kenya, Nigeria, Sierra Leone.

Viviania flava Curran, 1927f: 108. Holotype male (BMNH). Type locality: Sierra Leone, Njala [ca. 8°14'N 12°1'W].

Degeeria frontosa Villeneuve, 1950: 3. Holotype female (IRSNB). Type locality: Kenya, west side of Mt. Kenya, Ngare Rungai, 2000m.

Genus *KINIATILIOPS* Mesnil, 1955

KINIATILIOPS Mesnil, 1955: 365. Type species: *Kiniatiliops elegans* Mesnil, 1955 (= *Lomatacantha nigrapex* Mesnil, 1952), by monotypy.

bilineatus (Mesnil, 1952).—Afrotropical: D.R. Congo.

Lomatacantha bilineata Mesnil, 1952a: 11. Holotype female (not located). Type locality: D.R. Congo, Nord-Kivu, Kamatembe, 2100m [ca. 1°19'S 29°6'E].

nigrapex (Mesnil, 1952).—Afrotropical: D.R. Congo, Ethiopia, Kenya, Rwanda, Tanzania, Zambia.

Lomatacantha nigrapex Mesnil, 1952a: 13. Holotype male (MRAC). Type locality: D.R. Congo, Nord-Kivu, Rutshuru, 1285m.

Kiniatiliops elegans Mesnil, 1955: 365. Holotype male (MRAC). Type locality: Rwanda, Byumba [as “terr. Biumba”, a former territory], “Gatsibu” [probably Gatsibo, ca. 1°35'S 30°15'E], 1800m.

trispina Mesnil, 1959. —Afrotropical: Kenya.

Kiniatiliops trispina Mesnil, 1959: 14. Holotype female (SMNS). Type locality: Kenya, Lake Jipe.

Genus KINIATILLA Villeneuve, 1938

KINIATILLA Villeneuve, 1938c: 10. Type species: *Kiniatilla tricincta* Villeneuve, 1938, by original designation.

KINIATILIA. Incorrect subsequent spelling of *Kiniatilla* Villeneuve, 1938 (Mesnil 1952a: 14).

brevipalpis Mesnil, 1952.—Afrotropical: Burundi, D.R. Congo.

Kiniatilia brevipalpis Mesnil, 1952a: 14. Holotype male (MRAC). Type locality: D.R. Congo, Nord-Kivu, Beni to Lesse [Lesse is located northeast of Beni at ca. 0°45'N 29°46'E].

tricincta Villeneuve, 1938.—Afrotropical: Burundi, D.R. Congo, Rwanda, Uganda.

Kiniatilla tricincta Villeneuve, 1938c: 11. Lectotype female (IRSNB), by designation herein (see Lectotype Designations section). Type locality: D.R. Congo, Bas-Congo, Mayumbé [a highland area west of Rivière Congo], Kiniati.

Genus LATIGINELLA Villeneuve, 1936

LATIGINELLA Villeneuve, 1936a: 4. Type species: *Latiginella rufogrisea* Villeneuve, 1936, by monotypy.

handeni Verbeke, 1963.—Afrotropical: Malawi (**new record**, NMDA [PC]), Mozambique, Tanzania.

Latiginella handeni Verbeke, 1963: 176. Holotype female (MRAC). Type locality: Tanzania, Handeni, 350m.

rufogrisea Villeneuve, 1936.—Afrotropical: D.R. Congo, Kenya, Nigeria.

Latiginella rufogrisea Villeneuve, 1936a: 4. Holotype female (IRSNB). Type locality: Kenya, Ikutha.

Genus LINDNERIOLA Mesnil, 1959

LINDNERIOLA Mesnil, 1959: 17. Type species: *Lindneriola paradoxa* Mesnil, 1959, by monotypy.

paradoxa Mesnil, 1959.—Afrotropical: Tanzania, Uganda.

Lindneriola paradoxa Mesnil, 1959: 17. Holotype female (SMNS). Type locality: Tanzania, “Ngaruka” [probably Engaruka, ca. 3°0'S 35°58'E].

Undescribed sp. 1: South Africa (NMB, examined by PC).

Undescribed sp. 2: Tanzania (TAU, examined by PC).

Genus *MAURITIODORIA* Townsend, 1932

MAURITIODORIA Townsend, 1932: 52. Type species: *Medoria spinicosta* Thomson, 1869, by original designation.

GASTROLEPTINA Villeneuve, 1938c: 6. Type species: *Gastroleptina discolor* Villeneuve, 1938 (= *Medoria spinicosta* Thomson, 1869), by monotypy.

spinicosta (Thomson, 1869).—Afrotropical: Mauritius, Réunion.

Medoria spinicosta Thomson, 1869: 522. Lectotype male (NHRS), by fixation of Townsend (1932: 52) (examination of “Male Ht” from Mauritius in NHRS is regarded as a lectotype fixation). Type locality: Mauritius.

Clytia spinicosta Thomson, 1869: 523 (junior secondary homonym of *Medoria spinicosta* Thomson, 1869). Type(s), male (NHRS). Type locality: Mauritius.

Gastroleptina discolor Villeneuve, 1938c: 7. Syntypes, 1 male and 1 female (BMNH). Type locality: Mauritius.

Note: The relative priority of *Medoria spinicosta* Thomson, 1869 and *Clytia spinicosta* Thomson, 1869, when both are placed in the same genus, was established by Crosskey (1980b: 856), as the First Reviser (Article 24.2.2 of the Code, ICZN 1999). Townsend (1932: 52) was probably mistaken when he referred to the “male Pt” of *Medoria spinicosta* Thomson as bearing the label “*Clytia spinicosta*, Th”; this specimen is likely the name-bearing type of *Clytia spinicosta* Thomson, 1869.

Genus *MEDINA* Robineau-Desvoidy, 1830

MEDINA Robineau-Desvoidy, 1830: 138. Type species: *Medina cylindrica* Robineau-Desvoidy, 1830 (= *Tachina collaris* Fallén, 1820), by subsequent designation of Coquillett (1910: 565) [Palearctic].

DEGEERIA Meigen, 1838: 249. Type species: *Tachina collaris* Fallén, 1820, by subsequent designation of Rondani (1856: 72) [Palearctic].

carbonata Mesnil, 1968.—Afrotropical: Madagascar, South Africa, Tanzania.

Medina carbonata Mesnil, 1968b: 8. Holotype male (SMNS). Type locality: Tanzania, Makoa [probably near Moshi, ca. 3°21'S 37°19'E].

cinctella (Villeneuve, 1950).—Afrotropical: Malawi. **Status revived.**

Degeeria cinctella Villeneuve, 1950: 7. Holotype male (IRSNB). Type locality: Malawi, Mt. Mulanje [as “Mt. Mlanje”].

Note: *Degeeria cinctella* Villeneuve, 1950 was treated as a synonym of *Medina lateralis* (Villeneuve, 1950) by Verbeke (1964: 181) and Crosskey (1980b: 857) but is recognized here as a distinct species based on examination of the holotype by PC. The relative priority of *Degeeria lateralis* Villeneuve, 1950 and *Degeeria cinctella* Villeneuve, 1950, when the two are treated as synonyms, was established by Verbeke (1964: 181), as the First Reviser (Article 24.2.2 of the Code, ICZN 1999).

crocea (Villeneuve, 1950).—Afrotropical: Kenya, Malawi.

Degeeria crocea Villeneuve, 1950: 3. Lectotype male (IRSNB), by designation herein (see Lectotype Designations section). Type locality: Malawi, Mt. Mulanje [as “Mt. Mlanje”].

decellei Verbeke, 1964.—Afrotropical: Côte d’Ivoire.

Medina decellei Verbeke, 1964: 169. Holotype male (MRAC). Type locality: Côte d’Ivoire, Parc du Banco [as “Réserve du Banco”; near Abidjan].

denticulata (Villeneuve, 1950).—Afrotropical: Madagascar, Nigeria.

Degeeria denticulata Villeneuve, 1950: 6. Holotype female (IRSNB). Type locality: Nigeria, Ilesha.

egregia (Villeneuve, 1950).—Afrotropical: Nigeria, Zambia, Zimbabwe.

Degeeria egregia Villeneuve, 1950: 4. Holotype male (IRSNB). Type locality: Nigeria, Oshogbo.

lateralis (Villeneuve, 1950).—Afrotropical: Burundi, D.R. Congo (**new record**, IRSNB [PC]), Rwanda, South Africa, Tanzania.

Degeeria lateralis Villeneuve, 1950: 7. Holotype male (IRSNB). Type locality: South Africa, Western Cape, Cape of Good Hope [as “Cap”].

mira Mesnil, 1977.—Afrotropical: Madagascar.

Medina mira Mesnil, 1977c: 185. Holotype male (MNHN). Type locality: Madagascar, Mahajanga, Ambato Boeni.

nigra Mesnil, 1968.—Afrotropical: Angola, Madagascar, South Africa.

Medina nigra Mesnil, 1968b: 8. Holotype male (SMNS). Type locality: South Africa, Western Cape, Cape Town.

pectinifera Mesnil, 1977.—Afrotropical: Madagascar.

Medina pectinifera Mesnil, 1977c: 187. Holotype female (MNHN). Type locality: Madagascar, Antsiranana, Montagne d’Ambre [Parc National, ca. 12°36’S 49°8’E].

rubricosa (Villeneuve, 1913).—Afrotropical: Nigeria.

Lydella rubricosa Villeneuve, 1913c: 30. Holotype female (BMNH). Type locality: Nigeria, Oshogbo.

Note: Villeneuve’s (1913c: 30–31) description of a single female of *Lydella rubricosa* from Nigeria was followed by a brief description of a male from Benin (as “Dahomey”). It is not clear whether this male was thought to be conspecific with *L. rubricosa* and hence part of the type series of this nominal species. We have inferred that the male was not positively associated with the female and is therefore not a syntype of *L. rubricosa*, and have followed Crosskey (1980b: 857) in excluding Benin from the distribution of *M. rubricosa* (Villeneuve).

semirufa (Villeneuve, 1950).—Afrotropical: Kenya, Malawi.

Degeeria semirufa Villeneuve, 1950: 6. Lectotype female (IRSNB), by designation herein (see Lectotype Designations section). Type locality: Malawi, Mt. Mulanje [as “Mt. Mlanje”].

setosella (Villeneuve, 1950).—Afrotropical: Burundi (**new record**, IRSNB [PC]), Cameroon, D.R. Congo (**new record**, IRSNB [PC]), Uganda.

Degeeria setosella Villeneuve, 1950: 5. Holotype male (IRSNB). Type locality: northwest Cameroon, Dschang [as “Dchang”] Plateau.

sopha Mesnil, 1977.—Afrotropical: Madagascar.

Medina sopha Mesnil, 1977c: 184. Holotype male (MNHN). Type locality: Madagascar, Toamasina, Périnet, 1000m [ca. 18°55'S 48°25'E].

spinulifera Mesnil, 1968.—Afrotropical: Tanzania.

Medina spinulifera Mesnil, 1968b: 9. Holotype female (SMNS). Type locality: Tanzania, Makoa [probably near Moshi, ca. 3°21'S 37°19'E].

succuba Mesnil, 1977.—Afrotropical: Madagascar.

Medina succuba Mesnil, 1977c: 186. Holotype male (MNHN). Type locality: Madagascar, Toamasina, Moramanga.

vidua Mesnil, 1977.—Afrotropical: Madagascar.

Medina vidua Mesnil, 1977c: 187. Holotype female (MNHN). Type locality: Madagascar, Toamasina, Périnet [ca. 18°55'S 48°25'E].

Possibly undescribed sp.: Nigeria (Crosskey 1984: 265).

Genus **MEIGENIA** Robineau-Desvoidy, 1830

MEIGENIA Robineau-Desvoidy, 1830: 198. Type species: *Meigenia cylindrica* Robineau-Desvoidy, 1830, by subsequent designation of Desmarest *in d'Orbigny* (1849a: 318, as “*T. [Tachina] cylindrica*”) (see Evenhuis and Thompson 1990: 237) [Palearctic].

Note: *Meigenia cylindrica* Robineau-Desvoidy, 1830 is accepted as the type species of *Meigenia* Robineau-Desvoidy, 1830, following Evenhuis and Thompson (1990: 237). This name was treated as a *nomen dubium* under *Meigenia* by Herting and Dely-Draskovits (1993: 147). Despite this treatment of the type species of *Meigenia* as a *nomen dubium*, the concept of *Meigenia* is well-established and no useful purpose would be served by calling it into question over the dubious identity of *M. cylindrica*.

Undetermined sp.: Yemen (Zeegers 2007: 388).

Genus **MEDINOSPILA** Mesnil, 1977

MEDINOSPILA Mesnil, 1977d: 322. Type species: *Medinospila nigella* Mesnil, 1977, by original designation.

nigella Mesnil, 1977.—Afrotropical: Madagascar.

Medinospila nigella Mesnil, 1977d: 323. Holotype male (MNHN). Type locality: Madagascar, Toamasina, Périnet [ca. 18°55'S 48°25'E].

Genus *PARARONDANIA* Villeneuve, 1916

PARARONDANIA Villeneuve, 1916c: 498. Type species: *Pararondania multipunctata* Villeneuve, 1916, by monotypy.

multipunctata Villeneuve, 1916.—Afrotropical: South Africa.

Pararondania multipunctata Villeneuve, 1916c: 498. Holotype female (CNC [not SAMC as published]). Type locality: South Africa, “Cape Colony” (“S.W. Distr. Cape Col.” according to label data, Cooper and O’Hara 1996: 58; possibly referring to present-day Western Cape, Cape of Good Hope).

Genus *PARATRIXA* Brauer & Bergenstamm, 1891

PARATRIXA Brauer & Bergenstamm, 1891: 357 [also 1891: 53]. Type species: *Paratrixa polonica* Brauer & Bergenstamm, 1891, by monotypy [Palaeartic]. **New record.**

Note: Mesnil (1952a) described the two Afrotropical species below in *Paratrixa* Brauer & Bergenstamm, 1891. Crosskey (1980b: 857) did not recognize *Paratrixa* and placed these two species in *Medina* Robineau-Desvoidy, 1830. *Paratrixa* is treated as a genus in the Palaeartic Region (e.g., Herting and Dely-Draskovits 1993: 153, Cerretti 2010: 128) and is reinstated here as an Afrotropical genus with these same two species.

aethiopica Mesnil, 1952.—Afrotropical: D.R. Congo, Rwanda, South Africa. **Comb. revived.**

Paratrixa aethiopica Mesnil, 1952a: 10. Holotype female (not located). Type locality: Rwanda, Ruhengeri [1°30’S 29°38’E], “sources Kirii” [not located], 1800–1825m.

stammeri Mesnil, 1952.—Afrotropical: D.R. Congo, South Africa (**new record**, IRSNB [PC]). **Comb. revived.**

Paratrixa stammeri Mesnil, 1952a: 9. Holotype male (not located). Type locality: D.R. Congo, Nord-Kivu, Rutshuru, 1285m.

Genus *PELASHYRIA* Villeneuve, 1935

PELASHYRIA Villeneuve, 1935a: 138. Type species: *Pelashyria grisescens* Villeneuve, 1935, by monotypy.

grisescens Villeneuve, 1935.—Afrotropical: D.R. Congo.

Pelashyria grisescens Villeneuve, 1935a: 139. Syntypes, 1 male and 1 female (IRSNB). Type locality: D.R. Congo, Nord-Kivu, Mukule, 1800m [ca. 1°20’S 29°15’E].

Genus *PRODEGEERIA* Brauer & Bergenstamm, 1894

PRODEGEERIA Brauer & Bergenstamm, 1894: 617 [also 1895: 81]. Type species: *Prodegeeria javana* Brauer & Bergenstamm, 1894, by monotypy [Oriental].

MYXHYPOSTENA Villeneuve, 1939: 6. Type species: *Myxhypostena consobrina* Villeneuve, 1939, by original designation.

Note: Villeneuve (1939: 6) wrote about his new genus *Myxhypostena*: “le scutellum du type à 4 soies marginales”. This statement is accepted as a type species designation for *Myxhypostena* of the single included species, *Myxhypostena consobrina* Villeneuve.

consobrina (Villeneuve, 1939).—Afrotropical: D.R. Congo, Ghana, Nigeria.

Myxhypostena consobrina Villeneuve, 1939: 6. Syntypes, 1 male and 1 female (IRSNB). Type localities: D.R. Congo (“Agangula” [not located]) and Nigeria (Oshogbo).

straeleni Mesnil, 1952.—Afrotropical: D.R. Congo, Uganda.

Prodegeeria straeleni Mesnil, 1952a: 14. Holotype male (IRSNB). Type locality: D.R. Congo, Équateur, Eala.

Genus *PROSUCCINGULUM* Mesnil, 1959

PROSUCCINGULUM Mesnil, 1959: 16. Type species: *Prosuccingulum aberrans* Mesnil, 1959, by monotypy.

aberrans Mesnil, 1959.—Afrotropical: Tanzania.

Prosuccingulum aberrans Mesnil, 1959: 16. Holotype female (SMNS). Type locality: Tanzania, west side of Mt. Kibo [one of the three peaks of Mt. Kilimanjaro], 2800m.

Undescribed sp.: Malawi (NMB, examined by PC).

Genus *RIOTERIA* Herting, 1973

RIOTERIA Herting, 1973: 3. Type species: *Rioteria submacula* Herting, 1973, by monotypy [Palearctic].

flava Zeegers, 2007.—Afrotropical: Yemen.

Rioteria flava Zeegers, 2007: 395. Holotype male (RMNH). Type locality: Yemen, 12km northwest of Manākhah (15°04'19"N 43°44'27"E).

rufitibia (Mesnil, 1959).—Afrotropical: Nigeria, Tanzania.

Tachinophytopsis rufitibia Mesnil, 1959: 14. Holotype male (SMNS). Type locality: Tanzania, “Ngaruka” [probably Engaruka, ca. 3°0'S 35°58'E].

Undescribed sp. 1: South Africa (NMB, examined by PC).

Undescribed sp. 2: Burkina (MZUR, examined by PC).

Genus *TRIGONOSPILA* Pokorný, 1886

TRIGONOSPILA Pokorný, 1886: 191. Type species: *Trigonospila picta* Pokorný, 1886 (= *Tachina ludio* Zetterstedt, 1849), by monotypy [Palaeartic].

SUCCINGULUM Pandellé, 1894: 52. Type species: *Succingulum transvittatum* Pandellé, 1896, by subsequent monotypy of Pandellé (1896: 148) [Palaeartic].

bimaculata (Villeneuve, 1935).—Afrotropical: Ghana, Malawi, Mozambique, Nigeria, Sudan, Uganda.

Succingulum bimaculatum Villeneuve, 1935a: 142. Holotype female (IRSNB). Type locality: Malawi.

Note: Villeneuve (1935a: 142) cited a second female of *Succingulum bimaculatum* seen by W.S. Patton but it was not examined by Villeneuve (as evidenced from his statement, “La tarière est exserte sur l’unique ♀ que j’ai vue”) and hence is not a syntype.

exigua (Villeneuve, 1935).—Afrotropical: South Africa. **Status revived.**

Succingulum exiguum Villeneuve, 1935a: 142. Holotype male (IRSNB). Type locality: South Africa.

Note: *Succingulum exiguum* Villeneuve, 1935 was treated as a synonym of *Trigonospila mista* (Villeneuve, 1913) by Crosskey (1980b: 858) but is recognized here as a distinct species based on examination of the holotype by PC.

integra (Villeneuve, 1935).—Afrotropical: “Afrique”. Oriental: India, Myanmar.

Succingulum integrum Villeneuve, 1935a: 142. Holotype male (possibly lost, Crosskey 1976: 218). Type locality: Africa [as “Afrique (région?)”].

mista (Villeneuve, 1913).—Afrotropical: Angola, D.R. Congo, Kenya, Malawi, ?South Africa, Tanzania, Uganda.

Succingulum mista Villeneuve, 1913c: 39. Holotype female (IRSNB). Type locality: D.R. Congo, Katanga, Sankisia.

prasius Mesnil, 1977.

prasius prasius Mesnil, 1977.—Afrotropical: Madagascar.

Trigonospila prasius prasius Mesnil, 1977c: 181, 183. Holotype male (MNHN). Type locality: Madagascar, Toamasina, Périnet [ca. 18°55'S 48°25'E].

prasius trifida Mesnil, 1977.—Afrotropical: Madagascar.

Trigonospila prasius trifidus Mesnil, 1977c: 183. Holotype male (MNHN). Type locality: Madagascar, Antananarivo, Antananarivo [as “Tananarive”].

Unplaced species of *Blondeliini*

triquetra Macquart, 1844.—Afrotropical: Réunion.

Dexia triquetra Macquart, 1844: 86 [also 1844: 243]. Lectotype male (MNHN), by fixation of Crosskey (1971: 267) (examination of “Holotype ♂” from Réunion in MNHN is regarded as a lectotype fixation). Type locality: Réunion [as “Bourbon”].

Tribe ERYCIINI

Genus *AFROPHYLAX* Cerretti & O'Hara, gen. n.

AFROPHYLAX Cerretti & O'Hara, gen. n. Type species: *Sturmia aureiventris* Villeneuve, 1910, by present designation.

Note: This new genus is described in the New Taxa of Afrotropical Tachinidae section.

aureiventris (Villeneuve, 1910).—Afrotropical: Cameroon (**new record**, ZMHB [PC]), D.R. Congo, Nigeria, Sierra Leone, Tanzania, Uganda. **Comb. n.**

Sturmia aureiventris Villeneuve, 1910a: 252. Holotype male (MRAC). Type locality: D.R. Congo (as “Congo”, p. 249).

Note: Villeneuve (1910a) described four species from “Congo”. Curran (1927f: 122) treated one of them (*Sturmia aureiventris* Villeneuve, 1910) as described from D.R. Congo (as “Belgian Congo”), and used “Belgian Congo” and “Congo” interchangeably in this work and some others. We think it likely that Villeneuve (1910a), like Curran, used “Congo” in the sense of present-day D.R. Congo. However, Crosskey (1980b) interpreted Villeneuve's Congo as the present-day country of Congo. Crosskey (1980b: 867, 1984: 277) treated *Sturmia aureiventris* Villeneuve as an unplaced species in the “Carceliini”.

Genus *ANTISTASEA* Bischof, 1904

ANTISTASEA Bischof, 1904: 82. Type species: *Antistasea fimbriata* Bischof, 1904, by monotypy.

fimbriata Bischof, 1904.—Afrotropical: Kenya (**new record**, TAU [PC]), South Africa, Zimbabwe.

Antistasea fimbriata Bischof, 1904: 83. Lectotype male (NHMW), by fixation of Townsend (1941: 235) (mention of “Ht male” from Algoa Bay in NHMW is regarded as a lectotype fixation). Type locality: South Africa, Eastern Cape, Algoa Bay.

Podomyia discalis Curran, 1939: 2. Holotype male (AMNH). Type locality: Zimbabwe, Harare [as “Salisbury”]. **Syn. n.**

Note: Crosskey (1984: 289) commented that *Podomyia discalis* Curran, 1939 is “almost certainly synonymous” with *Antistasea fimbriata* Bischof, 1904. We confirm from examination of the name-bearing types that these names are synonyms.

mutans Mesnil, 1970.—Afrotropical: Botswana, South Africa.

Antistasea mutans Mesnil, 1970b: 106. Holotype male (CNC). Type locality: South Africa, KwaZulu-Natal, Mfongosi [ca. 28°43'S 30°49'E].

Genus *APLOMYA* Robineau-Desvoidy, 1830

APLOMYA Robineau-Desvoidy, 1830: 184. Type species: *Aplomya zonata* Robineau-Desvoidy, 1830 (= *Tachina confinis* Fallén, 1820), by subsequent designation of Robineau-Desvoidy (1863a: 459, 460) (as *confinis*, with *zonata* in synonymy) [Palearctic].

APLOMYIA Agassiz, 1846a: 3. Unjustified emendation of *Aplomya* Robineau-Desvoidy, 1830 (see Evenhuis et al. 2010: 39).

HAPLOMYIA Agassiz, 1846b: 172. Unjustified emendation of *Aplomya* Robineau-Desvoidy, 1830 (see Evenhuis et al. 2010: 39).

PROZENILLIA Villeneuve, 1916c: 487. Type species: *Prozenillia distans* Villeneuve, 1916, by monotypy.

WIEDEMANNIOMYIA Townsend, 1933: 469. Type species: *Tachina metallica* Wiedemann, 1824, by original designation.

APLOMYIELLA Mesnil, 1939d: 31. Type species: *Tricholyga impexa* Villeneuve, 1916 (= *Tachina metallica* Wiedemann, 1824), by original designation.

ATRICHOLYGA Villeneuve, 1939: 9. Type species: *Tricholyga impexa* Villeneuve, 1916 (= *Tachina metallica* Wiedemann, 1824), by monotypy.

confinis (Fallén, 1820).—Afrotropical: ?Malawi, Yemen. Palearctic: C. Asia, Europe (all), Japan, M. East (all), Mongolia, N. Africa (Canary Is., Madeira), Pal. China, Russia (W. Russia, W. Siberia, E. Siberia, S. Far East), Transcaucasia. Oriental: Orient. China.

Tachina confinis Fallén, 1820: 32. Syntypes, males and females (NHRS and/or MZLU). Type locality: Sweden, Gotland.

Note: *Tachina confinis* Fallén, 1820 was recorded from Malawi by Villeneuve (1913c: 32) but not by Crosskey (1980b: 876). The presence of this species in Malawi needs confirmation.

distans (Villeneuve, 1916).—Afrotropical: Nigeria, South Africa, Sudan, Uganda.

Prozenillia distans Villeneuve, 1916c: 488. Lectotype male (SAMC, not located by JEOH), by fixation of Townsend (1940: 311) (mention of “Ht male” from Durban in SAMC is regarded as a lectotype fixation, if type can be found in SAMC). Type locality: South Africa, KwaZulu-Natal, Durban.

latimana Villeneuve, 1934.—Afrotropical: D.R. Congo, Kenya, Uganda.

Aplomyia latimana Villeneuve, 1934c: 409. Holotype female (CNC). Type locality: Uganda, Rwenzori Range [as “Ruwenzori”], 1800m.

lycaena (Curran, 1927).—Afrotropical: Ethiopia, Senegal, South Africa.

Zenillia lycaena Curran, 1927d: 333. Holotype male (SANC). Type locality: South Africa, Free State, Bloemfontein.

metallica (Wiedemann, 1824).—Afrotropical: “W. Afr. to n.-e. Afr., E. Afr. & sthn Afr.” (Crosskey 1980b: 876), including D.R. Congo, Mozambique, South Africa, Sudan, U.A. Emirates, Yemen. Palearctic: Japan, M. East (Israel), Pal. China. Oriental: India, Indonesia, Orient. China, Ryukyu Is., Taiwan. Australasian: N. Australasian.

Tachina metallica Wiedemann, 1824: 46. Lectotype male (ZMUC), by fixation of Townsend (1933: 470) (examination of “Male holotype” from East Indies in ZMUC is regarded as a lectotype fixation). Type locality: “India orient.” (i.e., “East Indies”).

Tachina nigriventris Wiedemann, 1824: 43. Lectotype male (ZMUC), by fixation of Townsend (1933: 470) (examination of “male holotype” from East Indies in ZMUC is regarded as a lectotype fixation). Type locality: “India orient.” (i.e., “East Indies”).

Tachina notata Wiedemann, 1830: 653. Type(s), male (SMF or lost). Type locality: Nubia region [as “Nubien”, a region in southern Egypt and northern Sudan, recorded here as Sudan following Crosskey 1980b: 876].

Tachina socia Wiedemann, 1830: 654. Type(s), female (SMF or lost). Type locality: not given (likely Nubia region).

Phorocera eucalypta Loew, 1852: 659 [also 1862: 19, full description]. Type(s), unspecified sex (1 male in ZMHB). Type locality: Mozambique (Tete [as “Tette”] according to Loew 1862: 20).

Parexorista laeviventris van der Wulp, 1893: 173. Lectotype male (RMNH), by designation of Crosskey (1966a: 674–675) (see also Crosskey 1969: 105). Type locality: Indonesia, Jawa.

Tricholyga impexa Villeneuve, 1916c: 494. Syntypes, 2 males (1 male in NHMW). Type localities: D.R. Congo [as “Congo”, but received from Bequaert and presumably collected from D.R. Congo] and South Africa (Eastern Cape, Uitenhage).

Note: The relative priority of *Tachina metallica* Wiedemann, 1824 and *Tachina nigriventris* Wiedemann, 1824, when the two are treated as synonyms, was established by Townsend (1933: 470), as the First Reviser (Article 24.2.2 of the *Code*, ICZN 1999). *Tachina notata* Wiedemann, 1830 and *Tachina socia* Wiedemann, 1830 were synonymized with *T. metallica* by Crosskey (1980b: 876); their relative priority has not been established by a First Reviser and such action is unnecessary while they are invalid names.

The male syntype of *Tricholyga impexa* Villeneuve, 1916 in NHMW was collected from Uitenhage, South Africa, on 15 November 1896 and not on 15 December 1896 as given by Villeneuve (1916c: 494) (examined by JEOH).

poultoni (Villeneuve, 1922).—Afrotropical: Kenya, Nigeria, South Africa.

Exorista poultoni Villeneuve, 1922a: 518. Holotype male (not located). Type locality: Nigeria, near Ibadan, Moor Plantation.

seyrigi Mesnil, 1954.—Afrotropical: Madagascar.

Aplomyia (Aplomyiella) seyrigi Mesnil, 1954: 330. Holotype male (MNHN). Type locality: Madagascar, Toliara, Bekily.

versicolor (Curran, 1927).—Afrotropical: South Africa, Uganda.

Zenillia versicolor Curran, 1927d: 334. Holotype male (SANC). Type locality: South Africa, Eastern Cape, East London.

Genus CADURCIELLA Villeneuve, 1927

CADURCIELLA Villeneuve, 1927: 120. Type species: *Cadurciella rufipalpis* Villeneuve, 1927, by monotypy.

rufipalpis Villeneuve, 1927.—Afrotropical: Namibia, South Africa, Zimbabwe. Palaearctic: M. East (Israel).

Cadurciella rufipalpis Villeneuve, 1927: 120. Lectotype male (not located), by fixation of Townsend (1941: 248) (mention of “Ht male” from Salisbury in Rambouillet [Villeneuve’s personal collection, since dispersed] is regarded as a lectotype fixation for the single male in the type series from this locality). Type locality: Zimbabwe, Harare [as “Salisbury”].

uniseta (Curran, 1933).—Afrotropical: South Africa, Zimbabwe.

Zenillia uniseta Curran, 1933: 166. Holotype male (BMNH). Type locality: Zimbabwe.

Undetermined sp.: U.A. Emirates, as “cf. *Cadurciella* spec.” (Zeegers 2010: 681).

Genus CARCELIA Robineau-Desvoidy, 1830

Subgenus **CARCELIA** Robineau-Desvoidy, 1830

CARCELIA Robineau-Desvoidy, 1830: 176. Type species: *Carcelia bombylans* Robineau-Desvoidy, 1830, by subsequent designation of Coquillett (1910: 518) (see Evenhuis et al. 2010: 52) [Palaearctic].

CARCELLIA. Incorrect subsequent spelling of *Carcelia* Robineau-Desvoidy, 1830 (Rondani 1859: 103, Stackelberg 1943: 163) (see O’Hara et al. 2011: 46).

nudioculata Villeneuve, 1938.—Afrotropical: D.R. Congo, Rwanda, Uganda.

Carcelia nudioculata Villeneuve, 1938c: 4. Holotype male (not located). Type locality: D.R. Congo, Maniema, Lubutu.

Subgenus **CARCELITA** Mesnil, 1975

CARCELITA Mesnil, 1975a: 1384. Type species: *Carcelia peraequalis* Mesnil, 1950, by monotypy.

CARICELIA Mesnil, 1975a: 1384. *Nomen nudum* (proposed after 1930 without designation of type species; no included species).

CARICELIA Mesnil, 1975b: 1388. Type species: *Carcelia obliterateda* Mesnil, 1950, by original designation.

Note: See O’Hara (1996: 122) for an explanation of the nomenclatural history of *Caricelia* Mesnil and *Carcelita* Mesnil.

abrelicta Mesnil, 1950.—Afrotropical: Burundi, D.R. Congo, South Africa, Tanzania, Uganda.

Carcelia abrelicta Mesnil, 1950b: 16. Syntypes, males and females (1 female in CNC). Type localities: D.R. Congo and South Africa (Western Cape, Cape Town).

aequalis Villeneuve, 1939.—Afrotropical: Nigeria, South Africa, Tanzania, Zimbabwe. *Carcelia aequalis* Villeneuve, 1939: 1. Syntypes, males (“plusieurs individus”) (1 male in CNC, 1 male in SAMC). Type locality: South Africa, KwaZulu-Natal.

Note: One male of *Carcelia aequalis* Villeneuve, 1939 in IRSNB from “Stella B” [former Stella Bush near Durban] (examined by PC) with a Villeneuve determination label is likely an unmarked syntype.

angulicornis Villeneuve, 1916.—Afrotropical: Ghana (**new record**, CNC), Malawi, Nigeria, Sierra Leone, South Africa.

Carcelia angulicornis Villeneuve, 1916c: 481. Syntypes, males and females (BMNH, CNC). Type localities: Malawi (Mulanje [as “Mlange”]), Nigeria (Oshogbo), and South Africa.

argyriceps (Curran, 1927).—Afrotropical: Uganda.

Zenillia argyriceps Curran, 1927d: 328. Holotype male (BMNH). Type locality: Uganda, [Kanungu District in southwestern Uganda], Kinkizi County, “Kizazi” [not located].

Zenillia hargreavesi Curran, 1928a: 238. Holotype male (BMNH). Type locality: Uganda, Kampala.

atricans Mesnil, 1955.—Afrotropical: Burundi (**new record**, CNC, MZUR [PC]), ?Cape Verde, Kenya (**new record**, CNC), Rwanda, Tanzania.

Carcelia atricans Mesnil, 1955: 362. Holotype male (MRAC). Type locality: Rwanda, eastern foothills of Volcan Muhabura [as “Muhavura”], 2100m [ca. 1°23'S 29°44'E].

bigoti (Jaenicke, 1867).—Afrotropical: Ethiopia.

Exorista bigoti Jaenicke, 1867: 384 [also 1868: 76]. Type(s), female (SMF). Type locality: Ethiopia, “Simen” (probably the Simien Mountains area).

forcipata Mesnil, 1977.—Afrotropical: Madagascar.

Carcelia (Carcelita) forcipata Mesnil, 1977b: 178. Holotype male (MNHN). Type locality: Madagascar, Antananarivo, Ampify.

inusta Mesnil, 1950.—Afrotropical: Malawi (**new record**, CNC), South Africa.

Carcelia inusta Mesnil, 1950b: 11. Syntypes, males and females (1 male in CNC). Type locality: South Africa, KwaZulu-Natal, “Stella” [former Stella Bush near Durban].

keiseri Mesnil, 1977.—Afrotropical: Madagascar.

Carcelia (Carcelita) keiseri Mesnil, 1977b: 176. Holotype male (MNHN). Type locality: Madagascar, Toamasina, Périnet, 1000m [ca. 18°55'S 48°25'E].

lindneri Mesnil, 1959.—Afrotropical: South Africa (**new record**, CNC), Tanzania.

Carcelia lindneri Mesnil, 1959: 2. Holotype male (SMNS). Type locality: Tanzania, Msingi [ca. 4°20'S 34°34'E].

lucidula Villeneuve, 1941.—Afrotropical: C.A. Republic (**new record**, CNC), D.R. Congo.

Carcelia lucidula Villeneuve, 1941b: 125. Syntypes, 2 males and 1 female (2 males in MRAC, 1 female in CNC). Type locality: D.R. Congo, Orientale, Uele, Dembia.

normula (Curran, 1927).—Afrotropical: D.R. Congo, Ghana, Nigeria, Tanzania, Uganda.

Zenillia normula Curran, 1927d: 329. Holotype female (BMNH). Type locality: Uganda, “Rosaka” [not located].

oblectanea Mesnil, 1950.—Afrotropical: D.R. Congo, Kenya, South Africa (**new record**, CNC).

Carcelia oblectanea Mesnil, 1950b: 15. Syntypes, males and females (1 female in CNC). Type locality: D.R. Congo.

oblimata Mesnil, 1950.—Afrotropical: South Africa.

Carcelia oblimata Mesnil, 1950b: 14. Syntypes, males and females (1 female in CNC). Type locality: South Africa, Western Cape, Cape Town.

obliterata Mesnil, 1950.—Afrotropical: Rwanda, South Africa.

Carcelia obliterata Mesnil, 1950b: 13. Lectotype female (CNC), by fixation of O’Hara (1996: 150). Type locality: South Africa (“Kransp.” according to label data, Cooper and O’Hara 1996: 21).

Note: O’Hara (1996: 150) accepted the specimen labelled as “TYPE” in CNC as the holotype of *Carcelia obliterata* Mesnil, 1950 under the assumption that the species was likely described from a single specimen. This assumption is contrary to Recommendation 73F, “Avoidance of assumption of holotype”, of the current *Code* (ICZN 1999). O’Hara’s (1996: 150) treatment of the “TYPE” in CNC as the holotype of *C. obliterata* is regarded as a lectotype fixation.

oculata (Villeneuve, 1910).—Afrotropical: D.R. Congo.

Exorista oculata Villeneuve, 1910a: 251. Lectotype male (IRSNB), by designation herein (see Lectotype Designations section). Type locality: D.R. Congo (as “Congo”, p. 249).

occulata. Incorrect subsequent spelling of *oculata* Villeneuve, 1910 (Curran 1927d: 335).

Note: Villeneuve (1910a) described four species from “Congo”. Curran (1927f: 122) treated one of them (*Sturmia aureiventris* Villeneuve, 1910) as described from D.R. Congo (as “Belgian Congo”), and used “Belgian Congo” and “Congo” interchangeably in this work and some others. We think it likely that Villeneuve (1910a), like Curran, used “Congo” in the sense of present-day D.R. Congo. However, Crosskey (1980b) interpreted Villeneuve’s Congo as the present-day country of Congo.

orbitalis (Curran, 1927).—Afrotropical: South Africa, Zimbabwe.

Zenillia orbitalis Curran, 1927d: 330. Holotype male (SANC). Type locality: South Africa, Gauteng, Pretoria.

patellata Mesnil, 1977.—Afrotropical: Madagascar.

Carcelia (Carcelita) patellata Mesnil, 1977b: 177. Holotype female (MNHN). Type locality: Madagascar, Antsiranana, Montagne d’Ambre [Parc National, ca. 12°36’S 49°8’E].

pellex Mesnil, 1950.—Afrotropical: Kenya, South Africa, Uganda.

Carcelia pellex Mesnil, 1950b: 13. Type(s), unspecified sex (not located). Type locality: South Africa.

peraequalis Mesnil, 1950.—Afrotropical: D.R. Congo, Kenya, Lesotho, Malawi, Rwanda, South Africa, Tanzania, Uganda, Zimbabwe.

Carcelia peraequalis Mesnil, 1950b: 18. Syntypes, males and females (possibly 1 male in CNC [O'Hara 1996: 152], 1 male in IRSNB). Type locality: Zimbabwe, Harare [as “Salisbury”].

persimilis Mesnil, 1950.—Afrotropical: Madagascar, South Africa.

Carcelia persimilis Mesnil, 1950b: 17. Lectotype male (MNHN), by fixation of O'Hara (1996: 153) (treatment of a male labelled as “TYPE” from Fort-Dauphin in MNHN as the holotype is regarded as a lectotype fixation). Type locality: Madagascar, Toliara, Tôlanaro [also commonly known as Taolagnaro or Fort Dauphin and published as “Fort-Dauphin”].

Note: O'Hara (1996: 153) accepted the specimen labelled as “TYPE” in MNHN as the holotype of *Carcelia persimilis* Mesnil, 1950 under the assumption the species was likely described from a single specimen. However, Mesnil's description (1950b: 17) clearly mentions both sexes, thus indicating syntypes. O'Hara's (1996: 153) treatment of the “TYPE” in MNHN as the holotype of *C. persimilis* is regarded as a lectotype fixation.

vaga (Curran, 1927).—Afrotropical: Uganda.

Zenillia vaga Curran, 1927d: 332. Holotype male (BMNH). Type locality: Uganda, Kampala.

vara (Curran, 1927).—Afrotropical: Ghana, Kenya, South Africa, Tanzania.

Zenillia vara Curran, 1927d: 331. Holotype male (BMNH). Type locality: Kenya, Kabete [ca. 1°16'S 36°43'E, near Nairobi].

vexor (Curran, 1927).—Afrotropical: South Africa.

Zenillia vexor Curran, 1927d: 330. Holotype male (SANC). Type locality: South Africa, KwaZulu-Natal, Durban.

Subgenus *EURYCLEA* Robineau-Desvoidy, 1863

EURYCLEA Robineau-Desvoidy, 1863a: 290. Type species: *Euryclea tibialis* Robineau-Desvoidy, 1863, by original designation [Palaeartic].

setifrons Mesnil, 1949.—Afrotropical: D.R. Congo, Nigeria (**new record**, CNC), Uganda.

Carcelia (Eucarcelia) setifrons Mesnil, 1949a: 90. Holotype male (MRAC). Type locality: D.R. Congo, Katanga, Lubumbashi [as “Elisabethville”].

Possibly undescribed spp.: Yemen, as “*Carcelia (Caricelia)* sp. 1 cf. *vexor*”, “*Carcelia (Caricelia)* sp. 2”, and “*Carcelia (Caricelia)* sp. 3” (Zeegers 2007: 378).

Genus CARCELIATHRIX Cerretti & O'Hara, gen. n.

CARCELIATHRIX Cerretti & O'Hara, **gen. n.** Type species: *Phorocera crassipalpis* Villeneuve, 1938, by present designation.

Note: This new genus is described in the New Taxa of Afrotropical Tachinidae section.

crassipalpis (Villeneuve, 1938).—Afrotropical: D.R. Congo. **Comb. n.**

Phorocera crassipalpis Villeneuve, 1938c: 2. Lectotype male (MRAC), by designation herein (see Lectotype Designations section). Type locality: D.R. Congo, Équateur, Bomputu.

claripalpis. Incorrect subsequent spelling of *crassipalpis* Villeneuve, 1938 (original usage not found but spelling listed by Crosskey 1980b: 867).

Note: Crosskey (1980b: 867) treated *Phorocera crassipalpis* Villeneuve, 1938 as an unplaced species in the "Carceliini".

Undescribed sp. 1: Namibia (NNIC, examined by PC).

Undescribed sp. 2: South Africa (NMB, examined by PC).

Genus CESTONIA Rondani, 1861

CESTONIA Rondani, 1861b: 105. Type species: *Cestonia cineraria* Rondani, 1861, by monotypy [Palaeartic].

canariensis Villeneuve, 1936.—Afrotropical: U.A. Emirates. Palaeartic: N. Africa (Canary Is.), M. East (Israel).

Cestonia canariensis Villeneuve in Frey, 1936: 145. Syntypes, 1 male and 1 female (FMNHH). Type locality: Canary Islands, Gran Canaria, Las Palmas de Gran Canaria.

Note: *Cestonia canariensis* Villeneuve, 1936, was redescribed by Herting (1981: 3) from the original syntypes.

harteni Zeegers, 2007.—Afrotropical: Yemen.

Cestonia harteni Zeegers, 2007: 381. Holotype female (RMNH). Type locality: Yemen, Suq Bani Mansour (15°05'15"N 43°52'10"E).

Note: Zeegers (2010: 677) recognized "*Cestonia* cf. *harteni* Zeegers" from U.A. Emirates.

rufipes Zeegers, 2007.—Afrotropical: Yemen.

Cestonia rufipes Zeegers, 2007: 382. Holotype male (RMNH). Type locality: Yemen, Al Kawd [as "Al Kowd"] (15°14'52"N 43°15'16"E).

rutilans Villeneuve, 1929.—Afrotropical: Senegal, Yemen. Palaeartic: N. Africa (NE. Africa).

Cestonia rutilans Villeneuve, 1929a: 102. Syntypes, 1 male and 1 female (not located). Type locality: Egypt, Al Qāhirah [as "Caire"].

Genus *CESTONIONERVA* Villeneuve, 1929

CESTONIONERVA Villeneuve, 1929b: 43. Type species: *Conogaster petiolata* Villeneuve, 1910, by subsequent designation of Townsend (1936b: 137).

Note: *Cestonionerva* Villeneuve, 1929 was “Formé pour *Conogaster petiolata* Villen.” (Villeneuve 1929b: 43) and a new species of the genus was also described in the same paper. Crosskey (1980b: 876) and Herting and Dely-Draskovits (1993: 223) interpreted *Conogaster petiolata* as the type species of *Cestonionerva* by original designation. However, a fixation by original designation requires an explicit designation of a type species (Article 68.2 of the Code, ICZN 1999), which is lacking in this instance. The type species of *Cestonionerva* Villeneuve, 1929 was therefore fixed later by the subsequent designation of Townsend (1936b: 137).

petiolata (Villeneuve, 1910).—Afrotropical: U.A. Emirates, Yemen. Palaearctic: C. Asia, M. East (Israel), Mongolia, N. Africa (Canary Is., NE. Africa), Pal. China. *Conogaster petiolata* Villeneuve in Becker, 1910b: 144 [also 1910b: 14]. Holotype female (NHMW). Type locality: Yemen, Suqutrá [as “Sokótra”].

Genus *CHRYSEYRCIA* Mesnil, 1977

CHRYSEYRCIA Mesnil, 1977b: 185. Type species: *Chryserycia fulviceps* Mesnil, 1977, by original designation.

fulviceps Mesnil, 1977.—Afrotropical: Madagascar.

Chryserycia fulviceps Mesnil, 1977b: 186. Holotype female (MNHN). Type locality: Madagascar, Antsiranana, Montagne d'Ambre [Parc National, ca. 12°36'S 49°8'E].

Genus *DESCAMPSINA* Mesnil, 1956

DESCAMPSINA Mesnil, 1956b: 76. Type species: *Descampsina sesamiae* Mesnil, 1956, by original designation.

sesamiae Mesnil, 1956.—Afrotropical: Cameroon, D.R. Congo (**new record**, IRSNB [PC]), Nigeria.

Descampsina sesamiae Mesnil, 1956b: 76. Holotype, unspecified sex [male, examined by PC] (MNHN). Type locality: Cameroon, Garoua.

Note: Mesnil (1956b: 76–77) described *Descampsina sesamiae* from both sexes from Garoua (Cameroon) and wrote “Type dans ma collection”, without giving the sex. O'Hara (1996: 156) treated the type series as comprising syntypes in CNC and MNHN but this is incorrect because a holotype (as “Type”) was designated in the original description.

Genus DIAPROCHAETA Mesnil, 1970

DIAPROCHAETA Mesnil, 1970b: 103. Type species: *Diaprochaeta (Diaprochaeta) illustris* Mesnil, 1970, by original designation.

illustris Mesnil, 1970.—Afrotropical: Zimbabwe.

Diaprochaeta (Diaprochaeta) illustris Mesnil, 1970b: 105. Holotype male (CNC). Type locality: Zimbabwe, “Sankishya” [not located].

Genus DRINO Robineau-Desvoidy, 1863

Subgenus *DRINO* Robineau-Desvoidy, 1863

DRINO Robineau-Desvoidy, 1863a: 250. Type species: *Drino volucris* Robineau-Desvoidy, 1863 (= *Tachina lota* Meigen, 1824), by original designation [Palearctic].
STURMIODORIA Townsend, 1928: 391. Type species: *Sturmiodoria facialis* Townsend, 1928, by original designation.

cordata (Curran, 1927).—Afrotropical: Burundi, D.R. Congo, Guinea, Malawi, Rwanda.

Sturmia cordata Curran, 1927a: 12. Holotype male (AMNH). Type locality: D.R. Congo, Orientale, Kisangani [as “Stanleyville”].

Note: *Sturmia cordata* Curran, 1927 is moved here from *Drino* subgenus *Palexorista* Townsend, 1921 based on examination of the holotype by PC.

facialis (Townsend, 1928).—Afrotropical: D.R. Congo. Palearctic: Pal. China. Oriental: India, Indonesia, Malaysia, Orien. China, Philippines, Sri Lanka, Taiwan, Thailand.

Sturmiodoria facialis Townsend, 1928: 392. Holotype female (USNM). Type locality: Philippines, Basilan.

Note: *Sturmiodoria facialis* Townsend, 1928 was recorded from Africa (D.R. Congo) by Verbeke (1962b: 51) but Crosskey (1984: 284) commented that “confirmation of identity in Africa [is] needed”.

lota (Meigen, 1824).—Afrotropical: Tanzania. Palearctic: Europe (all except SW. Eur., Turkey), Japan, Pal. China [Ningxia], Russia (W. Russia, W. Siberia, S. Far East). Oriental: Orien. China.

Tachina lota Meigen, 1824: 326. Lectotype male (MNHN), by designation of Herting (1972: 9). Type locality: not given (Europe).

Note: *Tachina lota* Meigen, 1824 was recorded from Africa (Tanzania) by Mesnil (1959: 8) but Crosskey (1984: 284) commented that “confirmation of identity in Africa [is] needed”.

Subgenus *PALEXORISTA* Townsend, 1921

PALEXORISTA Townsend, 1921: 134. Type species: *Tachina succini* Giebel, 1862 (as “*Tichina succini* Giebel”), by monotypy.

PROSTURMIA Townsend, 1927c: 69. Type species: *Prosturmia profana* Townsend, 1927 (= *Masicera solennis* Walker, 1858), by original designation [Oriental].

PROSTURMINA Mesnil, 1949b: 103 (as subgenus of *Drino* Robineau-Desvoidy, 1863). *Nomen nudum* (proposed after 1930 without designation of type species; no included species).

PROSTURMINA Mesnil, 1949c: 8, 32 (as subgenus of *Drino* Robineau-Desvoidy, 1863). *Nomen nudum* (proposed after 1930 without type designation from three included species).

PROSTURMINA Mesnil, 1951: 161 (as subgenus of *Drino* Robineau-Desvoidy, 1863). *Nomen nudum* (proposed after 1930 without type designation; no included species).

PROSTURMINA Mesnil, 1970b: 110 (as subgenus of *Drino* Robineau-Desvoidy, 1863). Type species: *Sturmia vigilans* Villeneuve, 1933 (= *Sturmia pulchra* Curran, 1927), by original designation.

Note: The nomenclatural history of *Prosturmina* Mesnil was discussed by O'Hara (1996: 128) and Evenhuis and O'Hara (2008: 67).

amicula Mesnil, 1949.—Afrotropical: Cameroon, Ghana, Mozambique, Nigeria, Senegal, Tanzania.

Drino (Prosturmia) amricula Mesnil, 1949c: 30. Syntypes, males and females (1 male in CNC, 2 males in MNHN). Type localities: Mozambique (Rio Zambeze [Tambara according to label data, Cooper and O'Hara 1996: 30; ca. 16°43'S 34°15'E]) and Senegal (Bambey).

ampliceps (Karsch, 1886).—Afrotropical: Angola.

Masicera (Blepharipa) ampliceps Karsch, 1886b: 340. Holotype, unspecified sex [female, examined by JEOH] (ZMHB). Type locality: Angola, Pungo Andongo.

aureocincta Mesnil, 1977.—Afrotropical: Madagascar.

Drino (Prosturmia) aureocincta Mesnil, 1977b: 179. Holotype male (MNHN). Type locality: Madagascar, Toliara, Sakaraha.

aureola Mesnil, 1970.—Afrotropical: Sierra Leone.

Drino (Prosturmina) aureola Mesnil, 1970b: 110. Holotype male (CNC). Type locality: Sierra Leone, Bafodia [as “Bafodea”, ca. 9°41'N 11°43'E].

aurifera (Villeneuve, 1943).—Afrotropical: D.R. Congo.

Sturmia aurifera Villeneuve, 1943a: 36. Syntypes, males and females (2 males in CNC). Type localities: D.R. Congo, Équateur, Eala and Maniema, Lubutu.

crassiseta Mesnil, 1968.—Afrotropical: South Africa.

Drino crassiseta Mesnil, 1968b: 5. Holotype male (SMNS). Type locality: South Africa, Western Cape, Cape Town, Kirstenbosch.

curvipalpis (van der Wulp, 1893).—Misidentification, not Afrotropical [known from Palaearctic, Oriental and Australasian regions].

Note: An unknown species was recorded as “*Drino* (*Prosturmia* T.T.) *unisetosa* Bar.” (originally described as *Sturmia* (*Sturmia*) *unisetosa* Baranov, 1932, currently a synonym of *Drino curvipalpis* (van der Wulp, 1893)) from Tanzania by Mesnil (1959: 7). Misidentification (Crosskey 1980b: 872).

flavicans (Wiedemann, 1819).—Afrotropical: D.R. Congo, Malawi, South Africa, Uganda.

Tachina flavicans Wiedemann, 1819: 24. Type(s), female (not located). Type locality: South Africa, Western Cape, Cape of Good Hope [as “Prom. bon. sp.” = “Promontorium Bonae Spei”].

Sturmia congolensis Villeneuve, 1910a: 253. Syntypes, 3 females (not located). Type locality: D.R. Congo (as “Congo”, p. 249).

Note: Villeneuve (1910a) described four species from “Congo”. Curran (1927f: 122) treated one of them (*Sturmia aureiventris* Villeneuve, 1910) as described from D.R. Congo (as “Belgian Congo”), and used “Belgian Congo” and “Congo” interchangeably in this work and some others. We think it likely that Villeneuve (1910a), like Curran, used “Congo” in the sense of present-day D.R. Congo. However, Crosskey (1980b) interpreted Villeneuve’s Congo as the present-day country of Congo.

flaviseta (Thomson, 1869).—Afrotropical: Mauritius.

Masicera flaviseta Thomson, 1869: 522. Type(s), unspecified sex (NHRS). Type locality: Mauritius.

gilva (Hartig, 1838).—Misidentification, not Afrotropical [known from Palaearctic Region].

Note: An unknown species was recorded as “*Sturmia gilva* Hartig” (originally described as *Tachina gilva* Hartig, 1838) from D.R. Congo by Curran (1927f: 116, 1928b: 393). Misidentifications (not recorded from the Afrotropical Region by Herting and Dely-Draskovits 1993: 207).

gilvoides (Curran, 1927).—Afrotropical: D.R. Congo, South Africa.

Sturmia gilvoides Curran, 1927f: 117. Holotype male (SANC). Type locality: South Africa, Mpumalanga, Barberton.

idonea (Brauer & Bergenstamm, 1891).—Afrotropical: ?Eritrea, Mozambique, South Africa.

Argyrophylax idonea Brauer & Bergenstamm, 1891: 344 [also 1891: 40]. Type(s), male (NHMW, not located by JEOH). Type locality: South Africa, Western Cape, Cape of Good Hope [as “Cap b. sp.” = “Cap Bonae Spei”].

Sturmia partitor Curran, 1927f: 116. Holotype male (SANC). Type locality: South Africa, Free State, Bloemfontein.

Note: Bezzi’s (1908b: 30) record of *Drino idonea* (Brauer & Bergenstamm, 1891) (as *Sturmia* (*Argyrophylax*) *idonea*) from Eritrea needs confirmation.

imberbis (Wiedemann, 1830).—Afrotropical: D.R. Congo, Kenya, Malawi, South Africa, Sudan, Tanzania, U.A. Emirates, Uganda, Yemen. Palaearctic: C. Asia, Europe (SC. Eur., Turkey), M. East (all), N. Africa (Canary Is., NE. Africa), Transcaucasia.

Tachina imberbis Wiedemann, 1830: 317. Syntypes, 2 or more males (lost, Crosskey 1967b: 93, Ziegler 2011: 8). Type locality: Egypt.

Sturmia zonata Curran, 1927d: 336. Holotype male (BMNH). Type locality: Uganda, Entebbe.

Note: See Herting (1984: 193, note 142) and Ziegler (2011: 7–8) for a discussion of the identities of *Tachina imberbis* Wiedemann, 1830, *Sturmia zonata* Curran, 1927, and *Phorcida latigena* Mesnil, 1944. Zeegers (2007: 386, 2010: 679) treated *T. imberbis* as a *nomen dubium* and used *S. zonata* as the valid name for this taxon.

inconspicua (Meigen, 1830).—Misidentification, not Afrotropical [known from Palearctic and Oriental regions].

Note: An unknown species was recorded as “*Sturmia (Sturmia) inconspicua*” (originally described as *Tachina inconspicua* Meigen, 1830) from Tanzania by Speiser (1910: 140). The same or a similar species was recorded from Malawi and Uganda by Villeneuve (1913c: 29, as “*Sturmia inconspicua*”), from D.R. Congo and South Africa by Curran (1927f: 118, 1928b: 393, as “*Sturmia inconspicua*”) and from Seychelles by Barraclough (2009: 304, as “*Drino inconspicua*” but noting “Confirmation of identity required”). It was also recorded as “*Sturmia bimaculata*” (originally described as *Tachina bimaculata* Hartig, 1838, currently a synonym of *Drino inconspicua* (Meigen)) from D.R. Congo by Curran (1927f: 118, 1928b: 394). Misidentifications (Crosskey 1980b: 871, 872).

iterata Mesnil, 1949.—Afrotropical: South Africa, Uganda.

Drino (Prosturmia) iterata Mesnil, 1949c: 31. Syntypes, males and females (1 male in CNC). Type localities: Uganda and South Africa.

latigena (Mesnil, 1944).—Afrotropical: Djibouti, U.A. Emirates. Palearctic: M. East (Israel), N. Africa (NE. Africa).

Phorcida latigena Mesnil, 1944: 15. Holotype male (MNHN). Type locality: Djibouti, Obock [as “Obok”].

Tachina imberbis of authors (e.g., Crosskey 1967b: 93–94, 1980b: 872 [in part], as “*Palexorista imberbis*”), not Wiedemann, 1830. Misidentification (Herting 1984: 193, note 142; Ziegler 2011: 7–8).

lavinia (Curran, 1927).—Afrotropical: D.R. Congo, Uganda.

Sturmia lavinia Curran, 1927c: 14. Holotype male (AMNH). Type locality: D.R. Congo, Orientale, Kisangani [as “Stanleyville”].

laxa (Curran, 1927).—Afrotropical: Botswana, Kenya, Malawi, South Africa, Sudan, Swaziland, Tanzania, Uganda, Zimbabwe. Oriental: India.

Sturmia laxa Curran, 1927d: 335. Holotype male (BMNH). Type locality: Tanzania, Morogoro.

mayneana (Villeneuve, 1930).—Afrotropical: D.R. Congo.

Sturmia mayneana Villeneuve, 1930b: 59. Syntypes, males and females (“plusieurs individus”) (MRAC). Type locality: D.R. Congo, Équateur, Eala.

melancholica Mesnil, 1949.—Afrotropical: Zimbabwe.

Drino (Prosturmia) melancholica Mesnil, 1949c: 16. Syntypes, 1 male and 1 female (CNC). Type locality: Zimbabwe, Harare [as “Salisbury”].

nova Mesnil, 1949.—Afrotropical: Madagascar.

- Drino (Prosturmia) nova* Mesnil, 1949c: 27. Syntypes, males and females (1 male in CNC, MNHN). Type locality: Madagascar, Toliara, Bekily.
- obliterata*** Mesnil, 1949.—Afrotropical: Malawi, Senegal, South Africa.
- Drino (Prosturmia) patruelis obliterata* Mesnil, 1949c: 18. Syntypes, males and females (MNHN). Type localities: Malawi (Mt. Mulanje [as “Mt. Mlanje”]), Senegal (Bambey), and South Africa.
- parachrysops*** (Bezzi, 1925).—Afrotropical: Ghana, Kenya, Mali, Nigeria, Senegal, Yemen. Palaearctic: M. East (M. East [Saudi Arabia, Dawah 2011: 5]). Oriental: India, ?Indonesia, Malaysia, Sri Lanka.
- Sturmia parachrysops* Bezzi, 1925b: 114. Lectotype male (BMNH), by designation of Crosskey (1967b: 78). Type locality: Malaysia, Peninsular Malaysia, Kuala Lumpur.
- patruelis*** Mesnil, 1949.—Afrotropical: Malawi, South Africa, Tanzania, Uganda, Zimbabwe.
- Drino (Prosturmia) patruelis* Mesnil, 1949c: 17. Syntypes, males and probably females (“nombreux exemplaires”) (1 male and possibly other syntypes in CNC). Type localities: South Africa and Zimbabwe (Harare [as “Salisbury”]).
- pulchra*** (Curran, 1927).—Afrotropical: D.R. Congo, Uganda.
- Sturmia pulchra* Curran, 1927a: 16. Holotype male (BMNH). Type locality: Uganda, Entebbe.
- Sturmia vigilans* Villeneuve, 1933: 278. Holotype female (MRAC). Type locality: D.R. Congo, Équateur, Eala.
- quadrizonula*** (Thomson, 1869).—Afrotropical: widespread, including D.R. Congo, Ghana, Kenya, Saint Helena, São Tomé & Príncipe, Senegal, Seychelles, South Africa, Tanzania, Uganda, Zimbabwe (Crosskey 1977: 152, in part).
- Masicera quadrizonula* Thomson, 1869: 521. Lectotype female (NHRS), by designation of Crosskey (1970: 580). Type locality: Saint Helena.
- Note: *Masicera quadrizonula* Thomson, 1869 was redescribed by Crosskey (1970: 580, 1977: 151).
- rufa*** Zeegers, 2007.—Afrotropical: Yemen.
- Drino rufa* Zeegers, 2007: 385. Holotype male (RMNH). Type locality: Yemen, Sana’a (15°21’17”N 44°12’24”E).
- salva*** (Wiedemann, 1830).—Afrotropical: South Africa.
- Tachina salva* Wiedemann, 1830: 340. Type(s), female (1 syntype in ZMUC, Zimsen 1954: 23). Type locality: South Africa [as “China”, in error according to Crosskey 1980b: 872].
- subaurata*** (Walker, 1853).—Afrotropical: Madagascar, South Africa.
- Tachina subaurata* Walker, 1853: 298. Type(s) female (BMNH). Type locality: South Africa, Western Cape, Cape of Good Hope [as “Cape”].
- succini*** (Giebel, 1862).—Afrotropical: ?Tanzania.
- Tachina succini* Giebel, 1862: 319. Holotype female (NMCL). Type locality: not given (in copal; “East Africa presumed”, Crosskey 1980b: 872).
- Note: *Tachina succini* Giebel, 1862 was described from a copal inclusion originally thought to be an amber fossil (Crosskey 1966c: 133). Its provenance is unknown but likely East Africa, particularly Zanzibar, a popular source of copal since the early 1800s.

tenella (Bezzi, 1911).—Afrotropical: South Africa.

Erycia (Bactromyia) tenella Bezzi, 1911: 60. Holotype female (USNM). Type locality: South Africa, Gauteng, Pretoria.

terrosa Mesnil, 1949.—Afrotropical: Madagascar.

Drino (Prosturmia) terrosa Mesnil, 1949c: 20. Type(s), unspecified sex (MNHN). Type locality: Madagascar, Toliara, Bekily.

ugandana (Curran, 1927).—Afrotropical: Burundi, D.R. Congo, Malawi, South Africa, Uganda, Zimbabwe.

Sturmia ugandana Curran, 1927c: 16. Holotype male (AMNH; not BMNH, see Arnaud and Owen 1981: 239). Type locality: Uganda, Entebbe.

Subgenus *ZYGOBOTHRIA* Mik, 1891

ZYGOBOTHRIA Mik, 1891: 193. Type species: *Sturmia atropivora* Robineau-Desvoidy, 1830, by original designation.

FORMOSODORIA Townsend, 1933: 475. Type species: *Sturmia (Argyrophylax) dilabida* Villeneuve, 1916 (= *Meigenia ciliata* van der Wulp, 1881), by original designation.

atropivora (Robineau-Desvoidy, 1830).—Afrotropical: “widespread Afrotrop Reg.” (Crosskey 1980b: 874), including D.R. Congo, Ghana, Kenya, Madagascar, Malawi, Mauritius, Mozambique, Namibia, Sierra Leone, South Africa, Tanzania, U.A. Emirates, Uganda. Palearctic: C. Asia, Europe (all except British Is., Scand.), Japan, M. East (all), N. Africa (Canary Is., NW. Africa), Pal. China, Russia (W. Russia), Transcaucasia. Oriental: India, Indonesia, Laos, Malaysia, Orient. China, Ryukyu Is., Sri Lanka. Australasian: Australia.

Sturmia atropivora Robineau-Desvoidy, 1830: 171. Syntypes, more than 80 males and females (lost, Herting 1974a: 24). Type locality: not given (France).

Sturmia masakensis Curran, 1927f: 117. Holotype male (BMNH). Type locality: Uganda, Masaka.

masakesnsis. Incorrect subsequent spelling of *masakensis* Curran, 1927 (Curran 1928b: 388).

ciliata (van der Wulp, 1881).—Afrotropical: “widespread mainland Afrotrop. Reg.” (Crosskey 1980b: 874), including Ghana, Malawi, South Africa, U.A. Emirates, Uganda. Palearctic: Pal. China. Oriental: India, Indonesia, Sri Lanka, Taiwan. Australasian: Australia, N. Australasian.

Meigenia ciliata van der Wulp, 1881: 38. Lectotype male (RMNH), by designation of Crosskey (1967c: 104). Type locality: Indonesia, Sumatera, Alahanpanjang [as “Alahan pandjang”].

Sturmia (Argyrophylax) dilabida Villeneuve, 1916c: 479. Type(s), unspecified number and including at least 1 male (SAMC, not located by JEOH). Type locality: South Africa, KwaZulu-Natal, Durban.

Note: *Sturmia dilabida* Villeneuve, 1916 was described from one or more specimens, at least one of which was male. The type locality was given as Durban and the depository as SAMC.

There are several specimens in SAMC identified by Villeneuve as *S. dilabida* but none from Durban. Unless type material of *S. dilabida* is discovered in SAMC or is proven to have existed there, Townsend's (1941: 270) mention of "Ht male" from Durban in SAMC cannot be accepted as a lectotype fixation. The identity of *S. dilabida* was confused with that of *Sturmia convergens* (Wiedemann, 1824) by Villeneuve (1933: 280). Townsend (1932: 32, 1933: 475) erred in citing the type locality of *S. dilabida* as Taiwan [as "Formosa"] and the type depository as SDEI [as "Berlin-Dahlem"]. Later, Townsend (1941: 270) correctly cited the type locality as Durban.

Sturmia munroi Curran, 1927c: 17. Holotype male (SANC). Type locality: South Africa, Eastern Cape, East London.

Sturmia (Sturmia) macrophallus Baranov, 1932: 76. Lectotype male (SDEI), by designation of Crosskey (1967c: 105). Type locality: Taiwan, P'ingtung Hsien, Changkou [as "Kankau", near Hengch'un].

Formosodoria foeda Villeneuve, 1933: 280 (as "*Formosodoria foeda* T. T."). *Nomen nudum* (proposed in synonymy [with *Sturmia dilabida* Villeneuve, 1916 and *Tachina convergens* Wiedemann, 1824, the latter misidentified] and not made available by subsequent usage before 1961).

Tachina convergens of Mesnil (1951: 169, as "*Drino convergens*"), not Wiedemann, 1824. Misidentification (Crosskey 1963: 77, 1980b: 874).

grandicornis Mesnil, 1977.—Afrotropical: Madagascar.

Drino (Zygothria) grandicornis Mesnil, 1977b: 178. Holotype male (MNHN). Type locality: Madagascar, Fianarantsoa, Mananjary.

Genus *EUGAEDIOXENIS* Cerretti, O'Hara & Stireman, 2015

EUGAEDIOXENIS Cerretti, O'Hara & Stireman *in* Cerretti et al., 2015: 494. Type species: *Gaedioxis haematodes* Villeneuve, 1937, by original designation.

haematodes (Villeneuve, 1937).—Afrotropical: South Africa.

Gaedioxis haematodes Villeneuve, 1937a: 207. Holotype male (CNC). Type locality: South Africa, "Colonie du Cap" ([former Cape Province], between Somerset West and Strand according to label data, Cooper and O'Hara 1996: 39).

horridus Cerretti, O'Hara & Stireman, 2015.—Afrotropical: South Africa.

Eugaedioxenis horridus Cerretti, O'Hara & Stireman *in* Cerretti et al., 2015: 501. Holotype male (MZUR). Type locality: South Africa, Western Cape, Anysberg Nature Reserve, 840m (33°26'37.76"S 20°47'29.25"E).

Genus *HYPERSARA* Villeneuve, 1935

HYPERSARA Villeneuve, 1935a: 139. Type species: *Hypersara argentata* Villeneuve, 1935, by monotypy.

argentata Villeneuve, 1935.—Afrotropical: D.R. Congo, Nigeria.

Hypersara argentata Villeneuve, 1935a: 140. Holotype male (not located). Type locality: D.R. Congo, Nord-Kivu, Walikale [ca. 1°25'S 28°00'E].

Undescribed sp.: Ethiopia (TAU, examined by PC).

Genus *INTRAPALES* Villeneuve, 1938

INTRAPALES Villeneuve, 1938c: 8. Type species: *Intrapales remotella* Villeneuve, 1938, by monotypy.

hirsuta Mesnil, 1977.—Afrotropical: Madagascar.

Intrapales hirsuta Mesnil, 1977b: 185. Holotype male (MNHN). Type locality: Madagascar, Toamasina, Périnet [ca. 18°55'S 48°25'E].

insularis Mesnil, 1977.—Afrotropical: Madagascar.

Intrapales insularis Mesnil, 1977b: 184. Holotype male (MNHN). Type locality: Madagascar, Fianarantsoa, Anosimparihy [ca. 21°30'S 47°59'E].

remotella Villeneuve, 1938.—Afrotropical: D.R. Congo, Nigeria (**new record**, CNC), Sierra Leone, Tanzania.

Intrapales remotella Villeneuve, 1938c: 8. Syntypes, 2 males and 1 female (IRSNB). Type locality: D.R. Congo, Équateur, Eala.

Genus *KAISERIOLA* Mesnil, 1970

KAISERIOLA Mesnil, 1970b: 105 (as subgenus of *Diaprochaeta* Mesnil, 1970). Type species: *Diaprochaeta (Kaiseriola) aperta* Mesnil, 1970, by original designation.

Note: *Kaiseriola* Mesnil, 1970 was treated as a synonym of *Diaprochaeta* Mesnil, 1970 by Crosskey (1980b: 877) but was later recognized as a genus by Crosskey (1984: 201, 294).

aperta (Mesnil, 1970).—Afrotropical: Mozambique (**new record**, JOS [PC]), South Africa.

Diaprochaeta (Kaiseriola) aperta Mesnil, 1970b: 105. Holotype male (CNC). Type locality: South Africa, KwaZulu-Natal, Durban.

obscura (Mesnil, 1970).—Afrotropical: Madagascar.

Diaprochaeta (Kaiseriola) obscura Mesnil, 1970b: 106. Holotype male (MNHN). Type locality: Madagascar, Toamasina, Moramanga.

Genus *LUBUTANA* Villeneuve, 1938

LUBUTANA Villeneuve, 1938c: 10. Type species: *Lubutana divaricata* Villeneuve, 1938, by original designation.

divaricata Villeneuve, 1938.—Afrotropical: D.R. Congo, Ethiopia, Ghana, Malawi, Nigeria, Sierra Leone, Uganda.

Lubutana divaricata Villeneuve, 1938c: 10. Syntypes, males (IRSNB). Type localities: D.R. Congo (Maniema, Lubutu; Nord-Kivu, Walikale [ca. 1°25'S 28°00'E]), Malawi (Mt. Mulanje [as “Mont Mlanje”]) and Nigeria (Degema).

mayeri Mesnil, 1955.—Afrotropical: Nigeria.

Lubutana mayeri Mesnil, 1955: 363. Holotype female (CNC). Type locality: Nigeria, Oshogbo.

perplexa Mesnil, 1955.—Afrotropical: D.R. Congo, Rwanda, Uganda.

Lubutana perplexa Mesnil, 1955: 362. Holotype female (MRAC). Type locality: Rwanda, eastern foothills of Volcan Muhabura [as “Muhavura”], 2100m [ca. 1°23'S 29°44'E].

Genus *LYDELLA* Robineau-Desvoidy, 1830

LYDELLA Robineau-Desvoidy, 1830: 112. Type species: *Lydella grisescens* Robineau-Desvoidy, 1830, by subsequent designation of Robineau-Desvoidy (1863a: 855) [Palaeartic].

METOPOSISSYROPS Townsend, 1916d: 320. Type species: *Metoposisyrops oryzae* Townsend, 1916, by original designation [Oriental].

Note: *Metoposisyrops* Townsend, 1916 was synonymized with *Lydella* Robineau-Desvoidy, 1830 by Woodley (1994: 135).

sesamiae (Mesnil, 1968).—Afrotropical: D.R. Congo (**new record**, IRSNB [PC]), Mozambique (**new record**, MZUR [PC]), Namibia (**new record**, MZUR [PC]), Nigeria, Uganda.

Metagonistylum sesamiae Mesnil, 1968b: 4. Holotype female (CNC). Type locality: Uganda, Kidetok, Serere [ca. 1°30'N 33°33'E].

Genus *MADREMYIA* Townsend, 1916

MADREMYIA Townsend, 1916d: 305. Type species: *Madremyia parva* Townsend, 1916 (= *Phorocera saundersii* Williston, 1889), by original designation [Neotropical]. **New record.**

Note: *Madremyia* Townsend, 1916 is newly recorded from the Afrotropical Region for a species previously placed in *Phryxe* Robineau-Desvoidy, 1830.

setinervis (Mesnil, 1968).—Afrotropical: Tanzania. **Comb. n.**

Phryxe setinervis Mesnil, 1968b: 5. Holotype female (SMNS). Type locality: Tanzania, southwest side of Mt. Kilimanjaro [as “Kilimandjaro”], 3500m.

Note: *Phryxe setinervis* Mesnil, 1968 was treated as a species of *Phryxe* Robineau-Desvoidy, 1830 by Crosskey (1980b: 879) but is moved here to *Madremyia* Townsend, 1916.

Genus *MYXARCHICLOPS* Villeneuve, 1916

MYXARCHICLOPS Villeneuve, 1916c: 494. Type species: *Myxarchiclops caffer* Villeneuve, 1916, by subsequent designation of Townsend (1936b: 222).

caffer Villeneuve, 1916.—Afrotropical: South Africa.

Myxarchiclops caffer Villeneuve, 1916c: 495. Lectotype male (CNC), by designation herein (see Lectotype Designations section). Type locality: South Africa, Western Cape, Cape Town.

major Villeneuve, 1930.—Afrotropical: South Africa.

Myxarchiclops major Villeneuve, 1930a: 353. Syntypes, 2 females (CNC). Type locality: South Africa, “Colonie du Cap” ([former Cape Province], Somerset West according to label data, Cooper and O'Hara 1996: 54).

Genus *NEOLYDELLA* Mesnil, 1939

NEOLYDELLA Mesnil, 1939a: 209 (as subgenus of *Lydella* Robineau-Desvoidy, 1830). Type species: *Lydella (Neolydella) pruinosa* Mesnil, 1939, by monotypy.

pruinosa (Mesnil, 1939).—Afrotropical: Madagascar.

Lydella (Neolydella) pruinosa Mesnil, 1939a: 209. Syntypes, 3 males (MNHN). Type locality: Madagascar, Toliara, Bekily, “région sud de l'Ile”.

Genus *NILEA* Robineau-Desvoidy, 1863

NILEA Robineau-Desvoidy, 1863a: 275. Type species: *Nilea innoxia* Robineau-Desvoidy, 1863, by original designation [Palearctic].

longicauda (Mesnil, 1970).—Afrotropical: Madagascar. **Comb. n.**

Sturmia longicauda Mesnil, 1970b: 91. Holotype male (MNHN). Type locality: Madagascar, Toamasina, Moramanga.

Note: *Sturmia longicauda* Mesnil, 1970 was treated as a species of *Sturmia* Robineau-Desvoidy, 1830 by Crosskey (1980b: 874) but is moved here to *Nilea* Robineau-Desvoidy, 1863.

perplexa Mesnil, 1977.—Afrotropical: Burundi (**new record**, MZUR [PC]), Madagascar, Mozambique (**new record**, MZUR [PC]), South Africa (**new record**, NMDA [PC]).

Nilea perplexa Mesnil, 1977b: 188. Holotype male (MNHN). Type locality: Madagascar, Toamasina, Foulpointe [ca. 17°41'S 49°31'E].

Undescribed sp.: Tanzania (TAU, examined by PC).

Genus PARADRINO Mesnil, 1949

PARADRINO Mesnil, 1949b: 103 (as subgenus of *Drino* Robineau-Desvoidy, 1863). Type species: *Sturmia halli* Curran, 1939 (as "*Paradrino Halli* Curr.", p. 100), by monotypy (see Evenhuis and O'Hara 2008: 66).

halli (Curran, 1939).—Afrotropical: Botswana, Tanzania, Uganda, Zimbabwe.

Sturmia halli Curran, 1939: 2. Holotype male (AMNH). Type locality: Zimbabwe, Kadoma [as "Gatooma"].

Sturmia rhodesiensis Jones, 1939: 16. Syntypes, males and females (BMNH). Type locality: Zimbabwe, Mazoe.

Note: Jones (1939: 15) wrote in a footnote on the first page of his paper: "After the present manuscript had been sent to the printers, Curran published a description of this species under the name of *Sturmia halli* sp. n. (1939, Amer. Mus. Nov. 1022, pp. 2–3)." Since the name *Sturmia rhodesiensis* was not explicitly proposed in synonymy with *Sturmia halli*, it is treated as both an available name and a subjective synonym of *S. halli*.

Undescribed species of "*?Paradrino*": Yemen (Zeegers 2007: 392).

Genus PHRYXE Robineau-Desvoidy, 1830

PHRYXE Robineau-Desvoidy, 1830: 158. Type species: *Phryxe athaliae* Robineau-Desvoidy, 1830 (= *Tachina vulgaris* Fallén, 1810), by subsequent designation of Robineau-Desvoidy (1863a: 329, 358) (as *vulgaris*, with *athaliae* in synonymy) [Palaeartic].

Note: The single species recognized in *Phryxe* Robineau-Desvoidy, 1830 by Crosskey (1980b: 879), *Phryxe setinervis* Mesnil, 1968, is moved herein to *Madremyia* Townsend, 1916. We record *Phryxe* in the Afrotropical Region from an undescribed species.

Undescribed sp.: Ethiopia (TAU, examined by PC).

Genus PSEUDOPERICHAETA Brauer & Bergenstamm, 1889

PSEUDOPERICHAETA Brauer & Bergenstamm, 1889: 92 [also 1890: 24]. Type species: *Pseudoperichaeta major* Brauer & Bergenstamm, 1889 (= *Phryxe palesioidea* Robineau-Desvoidy, 1830), by monotypy [Palaeartic].

ACHAETONEURILLA Mesnil, 1939a: 210 (as subgenus of *Pseudoperichaeta* Brauer & Bergenstamm, 1889). Type species: *Pseudoperichaeta (Achaetoneurilla) made-cassa* Mesnil, 1939, by monotypy.

laevis Villeneuve, 1932.—Afrotropical: Nigeria, Tanzania, Uganda, Zimbabwe.

Pseudoperichaeta laevis Villeneuve, 1932: 285. Syntypes, males and females (not located). Type locality: Zimbabwe, Harare [as “Salisbury”].

Phorocera bolyodes Curran, 1933: 166. Holotype female (BMNH). Type locality: Zimbabwe, Harare [as “Salisbury”].

bothyodes. Incorrect subsequent spelling of *bolyodes* Curran, 1933 (original usage not found but spelling listed by Crosskey 1980b: 880).

leo (Curran, 1941).—Afrotropical: Zimbabwe.

Phorocera leo Curran, 1941: 10. Holotype female (AMNH). Type locality: Zimbabwe, Mutare [as “Umtali”].

Pseudoperichaeta pilosa Villeneuve, 1942a: 52. Syntypes, 2 males (1 male in CNC). Type locality: Zimbabwe, Hurungwe [as “Urungwe”], Gota Gota.

madecassa Mesnil, 1939.—Afrotropical: Madagascar.

Pseudoperichaeta (Achaetoneurilla) madecassa Mesnil, 1939a: 210. Syntypes, 12 males and females (3 males and 2 females in CNC, MNHN). Type locality: Madagascar, Toliara, Bekily, “région sud de l’île”.

nestor (Curran, 1927).—Afrotropical: D.R. Congo, Nigeria, Tanzania.

Phorocera nestor Curran, 1927c: 12. Holotype male (AMNH). Type locality: D.R. Congo, Orientale, Kisangani [as “Stanleyville”].

pacta Villeneuve, 1932.—Afrotropical: D.R. Congo, Mauritius, South Africa, Zimbabwe.

Pseudoperichaeta pacta Villeneuve, 1932: 285. Holotype female (not located). Type locality: South Africa, Western Cape, “région de Cape-Town”.

sallax (Curran, 1927).—Afrotropical: D.R. Congo.

Phorocera sallax Curran, 1927c: 11. Holotype male (AMNH). Type locality: D.R. Congo, Orientale, Kisangani [as “Stanleyville”].

Genus *PTILOCATAGONIA* Mesnil, 1956

PTILOCATAGONIA Mesnil, 1956b: 79 (as subgenus of *Sisyropa* Brauer & Bergentamm, 1889). Type species: *Sisyropa (Ptilocatagonia) viridescens* Mesnil, 1956, by monotypy.

viridescens (Mesnil, 1956).—Afrotropical: Sierra Leone, Tanzania, Zambia.

Sisyropa (Ptilocatagonia) viridescens Mesnil, 1956b: 79. Holotype male (SMNS). Type locality: Tanzania, Msingi [ca. 4°20'S 34°34'E].

Note: Mesnil (1956b: 79) described *Sisyropa viridescens* from a “Mâle capturé à Msingi (Ruwendzori)”. The type locality of Msingi is in Tanzania, whereas “Ruwendzori” refers to the Ruwendzori Range on the border between D.R. Congo and Uganda. The country of the type locality was incorrectly cited as Uganda by Crosskey (1980b: 873) and O'Hara (1996: 160).

Genus SENOMETOPIA Macquart, 1834

SENOMETOPIA Macquart, 1834: 160 [also 1834: 296]. Type species: *Carcelia aurifrons* Robineau-Desvoidy, 1830 (= *Tachina excisa* Fallén, 1820), by subsequent designation of Townsend (1916b: 8) (earlier type fixations set aside by ICZN 2012: 242; see Evenhuis and Thompson 1990: 237 and O'Hara and Evenhuis 2011: 61) [Palaeartic].

STENOMETOPIA Agassiz, 1846b: 351. Unjustified emendation of *Senometopia* Macquart, 1834.

EOCARCELIA Townsend, 1919b: 582. Type species: *Eocarcelia ceylanica* Townsend, 1919, by original designation [Oriental].

EOCARCELIOPSIS Townsend, 1928: 392. Type species: *Eocarceliopsis bakeri* Townsend, 1928, by original designation [Oriental].

EUCARCELIA Baranov, 1934: 393. Type species: *Tachina excisa* Fallén, 1820, by original designation [Palaeartic].

albatella (Villeneuve, 1941).—Afrotropical: D.R. Congo, Malawi.

Carcelia albatella Villeneuve, 1941b: 125. Syntypes, 1 male and 1 female (MRAC). Type locality: D.R. Congo, Sud-Kivu, Kalembelembe to Baraka.

evolans (Wiedemann, 1830).—Afrotropical: Côte d'Ivoire, Senegal, Sierra Leone, ?Yemen.

Tachina evolans Wiedemann, 1830: 321. Type(s), unspecified sex (not located). Type locality: Sierra Leone.

Note: *Tachina evolans* Wiedemann, 1830 has been misidentified from other places in the Afrotropical Region and from the Palaeartic Region, as noted by Crosskey (1980b: 865), Shima (2006: 64, 66) and O'Hara et al. (2009: 78). Given such a history of misidentifications, we treat the record from Yemen by Zeegers (2007: 396) as questionable. Curran (1927d: 327) examined the "type" of *T. evolans* but did not state where he had seen it or give any details about it.

hectica (Speiser, 1910).—Afrotropical: Kenya, Tanzania, Uganda.

Carcelia hectica Speiser, 1910: 141. Holotype male (NHRS). Type locality: Tanzania, Mt. Kilimanjaro [as "Kilimandjaro"], valley at Kibongoto [as "Kibonoto"].

illota (Curran, 1927).—Afrotropical: Nigeria, South Africa, Tanzania. Oriental: India, Laos, Orient. China. Australasian: Australia.

Zenillia illota Curran, 1927d: 328. Holotype male (BMNH). Type locality: Tanzania, Morogoro.

judicabilis (Mesnil, 1949).—Afrotropical: D.R. Congo, Malawi, Zimbabwe.

Carcelia (Eucarcelia) evolans judicabilis Mesnil, 1949a: 90. Holotype, unspecified sex [male, examined by PC] (MRAC). Type locality: D.R. Congo, Katanga, Lubumbashi [as "Elisabethville"].

laetifica (Mesnil, 1949).—Afrotropical: D.R. Congo, Ghana, Nigeria.

Carcelia (Eucarcelia) evolans laetifica Mesnil, 1949a: 89. Holotype male (MRAC). Type locality: D.R. Congo, Katanga, Lubumbashi [as "Elisabethville"].

norma (Curran, 1927).—Afrotropical: Malawi, Tanzania, Uganda.

Zenillia norma Curran, 1927d: 329. Holotype male (BMNH). Type locality: Uganda, Bugoma Forest [ca. 1°16'N 30°57'E].

Genus *SISYROPA* Brauer & Bergenstamm, 1889

SISYROPA Brauer & Bergenstamm, 1889: 163 [also 1890: 95]. Type species: *Tachina thermophila* Wiedemann, 1830, by monotypy [Oriental].

STYLURODORIA Townsend, 1933: 476. Type species: *Stylurodoria stylata* Townsend, 1933, by original designation.

CTENOPHOROCEROPSIS Baranov, 1938: 408. Type species: *Ctenophoroceropsis yerburyi* Baranov, 1938, by original designation.

POUJADEA Mesnil, 1949b: 102. *Nomen nudum* (proposed after 1930 without designation of type species; no included species) (see Evenhuis and O'Hara 2008: 67).

EOCATAGONIA Mesnil, 1949b: 103 (as subgenus *Sisyropa* Brauer & Bergenstamm, 1889). *Nomen nudum* (proposed after 1930 without designation of type species; no included species) (see Evenhuis and O'Hara 2008: 66).

POUJADEA Mesnil, 1950c: 108. Type species: *Zenillia insolita* Curran, 1927, by monotypy (see Evenhuis and O'Hara 2008: 67).

EOCATAGONIA Mesnil, 1950c: 148 (as subgenus *Sisyropa* Brauer & Bergenstamm, 1889). Type species: *Sisyropa (Eocatagonia) argyrata* Mesnil, 1950, by monotypy (see Evenhuis and O'Hara 2008: 66).

argyrata Mesnil, 1950.—Afrotropical: Senegal.

Sisyropa (Eocatagonia) argyrata Mesnil, 1950c: 148. Holotype male (MNHN). Type locality: Senegal.

boveyi Mesnil, 1958.—Afrotropical: Ghana, Guinea, Kenya, Nigeria, Tanzania.

Sisyropa (Catagonia) boveyi Mesnil, 1958: 252. Holotype male (ETHZ). Type locality: Guinea, Réserve de la Biosphère des Monts Nimba [as “Réserve du Mt Nimba”], foot of Mont Nimba.

insolita (Curran, 1927).—Afrotropical: D.R. Congo.

Zenillia insolita Curran, 1927c: 5. Holotype male (AMNH). Type locality: D.R. Congo, Orientale, Kisangani [as “Stanleyville”].

insoleta. Incorrect subsequent spelling of *insolita* Curran, 1927 (Curran 1927d: 327).

madecassa Mesnil, 1944.—Afrotropical: Madagascar.

Sisyropa formosa madecassa Mesnil, 1944: 14. Holotype male (MNHN). Type locality: Madagascar, Fianarantsoa, Ikongo-Ankarimbelo region, Forêt Tanala.

negator (Curran, 1927).—Afrotropical: D.R. Congo.

Sturmia negator Curran, 1927c: 15. Holotype male (AMNH). Type locality: D.R. Congo, Orientale, Kisangani [as “Stanleyville”].

negastor. Incorrect subsequent spelling of *negator* Curran, 1927 (Curran 1928b: 391).

stylata (Townsend, 1933).—Afrotropical: Ghana, Mali, Nigeria, Sierra Leone, Sudan.
Oriental: India, Sri Lanka, Taiwan.

Stylurodoria stylata Townsend, 1933: 476. Holotype female (SDEI). Type locality: Taiwan, P'ingtung Hsien, Changkou [as "Kankau", near Hengch'un].

subdistincta (Villeneuve, 1916).—Afrotropical: Côte d'Ivoire, Ethiopia, Ghana, Senegal, South Africa, Tanzania.

Catagonia subdistincta Villeneuve, 1916c: 484. Syntypes, 2 males (SAMC, not located by JEOH). Type locality: South Africa, KwaZulu-Natal, Durban.

Sisyropa cinerosa Mesnil, 1944: 15. Holotype male (MNHN). Type locality: Senegal, Bambey.

yerburyi (Baranov, 1938).—Afrotropical: Yemen.

Ctenophoroceroopsis yerburyi Baranov, 1938: 409. Holotype male (BMNH, Sabrosky and Crosskey 1969: 39). Type locality: Yemen, 'Adan [as "Aden"].

yerburi. Incorrect subsequent spelling of *yerburyi* Baranov, 1938 (original usage not found but spelling listed by Crosskey 1980b: 873).

Possibly undescribed spp.: Nigeria (BMNH, Crosskey 1984: 281).

Genus *STURMIOPSIS* Townsend, 1916

STURMIOPSIS Townsend, 1916d: 313. Type species: *Sturmiopsis inferens* Townsend, 1916, by original designation.

RHODESINA Curran, 1939: 3 (junior homonym of *Rhodesina* Malloch, 1921). Type species: *Rhodesina parasitica* Curran, 1939, by original designation.

CURRANOMYIA Townsend in Cuthbertson & Munro, 1941: 115 (*nomen novum* for *Rhodesina* Curran, 1939).

Note: Barraclough (2004) published a review of *Sturmiopsis* Townsend, 1916 but was apparently unaware of the key to species of *Sturmiopsis* and the description of *Sturmiopsis setifrons* Mesnil, 1977 by Mesnil (1977b: 186–187).

inferens Townsend, 1916.—Afrotropical: Madagascar (probably introduced, Barraclough 2004: 12). Oriental: Bangladesh, Bhutan, India, Indonesia, Malaysia, Orien. China, Nepal, Philippines.

Sturmiopsis inferens Townsend, 1916d: 313. Holotype female (USNM). Type locality: Indonesia, Jawa, Bogor [as "Buitenzorg"].

parasitica (Curran, 1939).—Afrotropical: Benin, Ghana, Kenya, Nigeria, Senegal, Tanzania, Zimbabwe. Oriental: India (introduced, Barraclough 2004: 17).

Rhodesina parasitica Curran, 1939: 3. Holotype male (AMNH). Type locality: Zimbabwe, Harare [as "Salisbury"].

Sturmiopsis angustifrons Mesnil, 1959: 11. Holotype male (SMNS). Type locality: Tanzania, Kisangara.

setifrons Mesnil, 1977.—Afrotropical: Madagascar.

Sturmiopsis setifrons Mesnil, 1977b: 187. Holotype male (MNHN). Type locality: Madagascar, Fianarantsoa, Ambalavao.

Genus *STYLOCARCELIA* Zeegers, 2007

STYLOCARCELIA Zeegers, 2007: 396. Type species: *Stylocarcelia stylata* Zeegers, 2007, by original designation.

stylata Zeegers, 2007.—Afrotropical: Yemen.

Stylocarcelia stylata Zeegers, 2007: 396. Holotype male (RMNH). Type locality: Yemen, Sana'a (15°21'17"N 44°12'24"E).

Genus *THECOCARCELIA* Townsend, 1933

THECOCARCELIA Townsend, 1933: 471. Type species: *Argyrophylax pelmatoprocta* Brauer & Bergenstamm, 1891 (= *Masicera acutangulata* Macquart, 1851), by original designation [Palearctic].

THELYCARCELIA Townsend, 1933: 475. Type species: *Thelycarcelia thrix* Townsend, 1933 (= *Sturmia sumatrana* Baranov, 1932), by original designation [Oriental].

Note: The relative priority of *Thecocarcelia* Townsend, 1933 and *Thelycarcelia* Townsend, 1933, when the two are treated as synonyms, was established by Mesnil (1950b: 20), as the First Reviser (Article 24.2.2 of the *Code*, ICZN 1999).

acutangulata (Macquart, 1851).—Afrotropical: “W. Afr. to E. Afr. & sthn Afr.” (Crosskey 1980b: 866), including D.R. Congo, Madagascar. Palearctic: Europe (all except Scand., Turkey), Japan, Transcaucasia.

Masicera acutangulata Macquart, 1851a: 478. Type(s), female (MHNL or lost). Type locality: Switzerland, Chur [as “Coire”].

Masicera incedens Rondani, 1861b: 22. Type(s), female (MZF, Herting 1969: 195; 1 female syntype and 1 male non-type in MZF [examined by PC]). Type locality: Italy, plain near Parma.

Argyrophylax pelmatoprocta Brauer & Bergenstamm, 1891: 344 [also 1891: 40]. Syntypes, males and females (2 males and 4 females in NHMW). Type locality: “M.-Europa”.

Note: *Argyrophylax pelmatoprocta* Brauer & Bergenstamm, 1891 was described from an unspecified number of males and females from “M.-Europa”. Herting (1974b: 140) reported on a female syntype from Bisamberg [near Wien, Austria] in NHMW but this collection includes an additional two males and three females identified as *pelmatoprocta* by “B. B.” or “Bergent.” from other localities in Europe and these specimens are considered syntypes as well (examined by JEOH).

ebenina Mesnil, 1950.—Afrotropical: D.R. Congo, South Africa.

Thecocarcelia ebenina Mesnil, 1950b: 21. Syntypes, males and possibly females (not located). Type locality: South Africa, KwaZulu-Natal.

flavicosta Zeegers, 2007.—Afrotropical: Yemen.

Thecocarcelia flavicosta Zeegers, 2007: 398. Holotype male (RMNH). Type locality: Yemen, Lahij [as “Lahj”] (13°03'28"N 44°53'02"E).

latifrons Mesnil, 1949.—Afrotropical: Mozambique, South Africa, Uganda, Zimbabwe.

Thecocarcelia latifrons Mesnil, 1949b: 56. Holotype male (CNC). Type locality: Mozambique, Rio Zambezi, near Chemba, “Nova Choupanga”.

Note: Zeegers (2010: 681) recognized “*Thecocarcelia* cf. *latifrons* Mesnil” from U.A. Emirates.

latimana Mesnil, 1950.—Afrotropical: South Africa.

Thecocarcelia latimana Mesnil, 1950b: 22. Syntypes, males and females (not located). Type locality: South Africa.

pauciseta Mesnil, 1977.—Afrotropical: Madagascar.

Thecocarcelia pauciseta Mesnil, 1977b: 181. Holotype male (NHMB [“to be returned to MNHN”, O’Hara 1996: 152]). Type locality: Madagascar, Toamasina, 15km [south of] Mananara, Ivontaka [ca. 16°18’S 49°49’E].

robusta Mesnil, 1950.—Afrotropical: D.R. Congo.

Thecocarcelia robusta Mesnil, 1950b: 22. Syntypes, males (1 male in CNC). Type locality: D.R. Congo, Équateur, Eala.

trichops Herting, 1967.—Afrotropical: South Africa, Zambia. Palaearctic: Europe (W. Eur., SW. Eur., SC. Eur., SE. Eur.), Japan, Pal. China.

Thecocarcelia trichops Herting, 1967: 4. Holotype male (CNC). Type locality: France, Vaucluse, Lagnes.

Note: Specimens from the Afrotropical Region identified as *Thecocarcelia trichops* Herting, 1967 should be checked to confirm their identity.

ventralis Mesnil, 1959.—Afrotropical: D.R. Congo, Ghana, Nigeria, Sierra Leone, Tanzania.

Thecocarcelia ventralis Mesnil, 1959: 2. Holotype male (SMNS). Type locality: Tanzania, “Torina” [not located].

vibrissata Mesnil, 1977.—Afrotropical: Madagascar.

Thecocarcelia vibrissata Mesnil, 1977b: 181. Holotype male (MNHN). Type locality: Madagascar, Fianarantsoa, Ifanadiana [ca. 21°18’S 47°38’E].

Genus **THELAIRODRINO** Mesnil, 1954

THELAIRODRINO Mesnil, 1954c: 470 (as subgenus of *Thelairosoma* Villeneuve, 1916). Type species: *Thelairosoma gracilis* Mesnil, 1952, by original designation [Oriental].

anaphe (Curran, 1927).—Afrotropical: Cameroon, D.R. Congo, Kenya, Malawi, Nigeria, Tanzania, Zimbabwe.

Sturmia anaphe Curran, 1927e: 447. Holotype male (BMNH). Type locality: Tanzania, Morogoro.

Note: *Sturmia anaphe*, described by Curran (1927e: 447), was referred to as “*Sturmia anaphe*, sp. n.” by Curran (1927f: 126) with the accompanying note, “It will be described fully in the Entomologische Mitteilungen” (i.e., in Curran 1927e, which was published first).

cardinalis (Mesnil, 1949).—Afrotropical: D.R. Congo.

Drino cardinalis Mesnil, 1949a: 91. Holotype, unspecified sex [male, examined by PC] (MRAC). Type locality: D.R. Congo, Katanga, Lubumbashi [as “Elisabethville”].

potina (Curran, 1927).—Afrotropical: South Africa.

Sturmia potina Curran, 1927f: 118. Holotype male (SANC). Type locality: South Africa, KwaZulu-Natal, Port Shepstone.

Genus *THELAIROSOMA* Villeneuve, 1916

THELAIROSOMA Villeneuve, 1916c: 499. Type species: *Thelairosoma fumosum* Villeneuve, 1916, by monotypy.

SEYRIGOMYIA Mesnil, 1944: 11. Type species: *Seyrigomyia fulvella* Mesnil, 1944, by original designation.

LESPESIOPSIS Mesnil, 1954c: 471 (as subgenus of *Thelairosoma* Villeneuve, 1916). Type species: *Thelairosoma (Lespesiopsis) coerulescens* Mesnil, 1954, by monotypy.

THELAIROXENIS Mesnil, 1954c: 472 (as subgenus of *Thelairosoma* Villeneuve, 1916). Type species: *Thelairosoma (Thelairoxenis) pallidum* Mesnil, 1954, by original designation.

angustifrons (Villeneuve, 1916).—Afrotropical: D.R. Congo, Malawi, Mozambique, Nigeria, South Africa, Tanzania, Uganda.

Sturmia (Blepharipoda) angustifrons Villeneuve, 1916c: 478. Syntypes, 3 males and 1 female (1 male in SAMC). Type locality: South Africa, KwaZulu-Natal, Durban.

atrum Mesnil, 1970.—Afrotropical: Madagascar.

Thelairosoma (Thelairosoma) atrum Mesnil, 1970b: 101. Holotype male (MNHN). Type locality: Madagascar, Toamasina, Périnet [ca. 18°55'S 48°25'E].

brunnescens (Villeneuve, 1934).—Afrotropical: Rwanda, Uganda.

Erycia brunnescens Villeneuve, 1934d: 69. Lectotype female (IRSNB), by designation herein (see Lectotype Designations section). Type locality: Uganda, Rwenzori Range [as “Ruwenzori”], 2500m.

carbonatum (Mesnil, 1944).—Afrotropical: Madagascar.

Seyrigomyia carbonata Mesnil, 1944: 13. Holotype male (MNHN). Type locality: Madagascar, Toliara, Bekily.

coerulescens Mesnil, 1954.—Afrotropical: Burundi, D.R. Congo, Rwanda, Tanzania.

Thelairosoma (Lespesiopsis) coerulescens Mesnil, 1954c: 471. Holotype male (CNC). Type locality: northwest Tanzania, edge of virgin forest, 1800–2200m.

comatum Villeneuve, 1938.—Afrotropical: Uganda.

Thelairosoma comatum Villeneuve, 1938b: 2. Holotype male (IRSNB). Type locality: Uganda, Rwenzori Range [as “Ruwenzori”], 2300m.

- diaphanum** Mesnil, 1954.—Afrotropical: D.R. Congo.
Thelairosonia (Thelairoxenis) diaphanum Mesnil, 1954c: 472. Holotype male (IRSNB). Type locality: D.R. Congo, Équateur, Eala.
- flavipalpe** Villeneuve, 1938.—Afrotropical: D.R. Congo.
Thelairosonia flavipalpe Villeneuve, 1938b: 3. Holotype male (IRSNB). Type locality: D.R. Congo, Nord-Kivu, Walikale [ca. 1°25'S 28°00'E].
- fulvellum** (Mesnil, 1944).—Afrotropical: Madagascar.
Seyrigomyia fulvella Mesnil, 1944: 12. Holotype, unspecified sex (MNHN). Type locality: Madagascar, Toliara, Bekily.
- fumosum** Villeneuve, 1916c: 500.—Afrotropical: D.R. Congo, Ghana, Malawi, Mozambique (**new record**, MZUR [PC]), South Africa, Tanzania.
Thelairosonia fumosum Villeneuve, 1916c: 500. Lectotype male (SAMC), by fixation of Townsend (1940: 98) (mention of “Ht male” from Durban in SAMC is regarded as a lectotype fixation for the male syntype in SAMC labelled by Villeneuve as “Typ.” [examined by JEOH]). Type locality: South Africa, KwaZulu-Natal, Durban.
- hybridum** Mesnil, 1970.—Afrotropical: Madagascar.
Thelairosonia (Seyrigomyia) hybrida Mesnil, 1970b: 103. Holotype male (MNHN). Type locality: Madagascar, Antananarivo, Antananarivo [as “Tananarive”].
- ingrami** Mesnil, 1970.—Afrotropical: Uganda.
Thelairosonia (Seyrigomyia) ingrami Mesnil, 1970b: 103. Holotype male (CNC). Type locality: Uganda, Serere [ca. 1°30'N 33°33'E].
- longicorne** Mesnil, 1954.—Afrotropical: Zimbabwe.
Thelairosonia (Thelairoxenis) longicorne Mesnil, 1954c: 473. Holotype male (BMNH). Type locality: Zimbabwe, Harare [as “Salisbury”].
- lutescens** Mesnil, 1954.—Afrotropical: Malawi, South Africa, Zimbabwe.
Thelairosonia (Seyrigomyia) lutescens Mesnil, 1954c: 474. Holotype, unspecified sex (BMNH, not located by D. Whitmore, pers. comm.). Type locality: South Africa.
- major** Mesnil, 1970.—Afrotropical: Madagascar.
Thelairosonia (Seyrigomyia) major Mesnil, 1970b: 102. Holotype male (MNHN). Type locality: Madagascar, Antananarivo, Mandraka [near Antananarivo, not located].
- melancholicum** Mesnil, 1970.—Afrotropical: Madagascar.
Thelairosonia (Seyrigomyia) melancholica Mesnil, 1970b: 102. Holotype male (MNHN). Type locality: Madagascar, Toamasina, Périnet [ca. 18°55'S 48°25'E].
- obversum** Villeneuve, 1943.—Afrotropical: Zimbabwe.
Thelairosonia obversum Villeneuve, 1943a: 40. Syntypes, 3 males (not located). Type locality: Zimbabwe, Harare [as “Salisbury”].
- pallidum** Mesnil, 1954.—Afrotropical: D.R. Congo, Malawi, Nigeria.
Thelairosonia (Thelairoxenis) pallidum Mesnil, 1954c: 472. Holotype male (MRAC). Type locality: D.R. Congo, Katanga, Lubumbashi [as “Elisabethville”].

palposum Villeneuve, 1938.—Afrotropical: “W. Afr. to E. Afr. & sthn Afr.” (Crosskey 1980b: 881), including D.R. Congo, Gabon.

Thelairosoma palposum Villeneuve, 1938b: 2. Syntypes, 1 male and 1 female (1 male in IRSNB). Type localities: D.R. Congo, Nord-Kivu, Walikale [ca. 1°25'S 28°00'E] and Gabon, “Bas-Ogooué” [delta region of the Rivière Ogooué].

pulchellum (Mesnil, 1944).—Afrotropical: Madagascar.

Seyrigomyia pulchella Mesnil, 1944: 13. Holotype, unspecified sex (MNHN). Type locality: Madagascar, central plateau of Fianarantsoa.

quadriguttatum (Mesnil, 1944).—Afrotropical: Madagascar.

Seyrigomyia quadriguttata Mesnil, 1944: 12. Holotype, unspecified sex [male, see O'Hara 1996: 154] (MNHN). Type locality: Madagascar.

rosatum Villeneuve, 1943.—Afrotropical: Malawi.

Thelairosoma rosatum Villeneuve, 1943a: 39. Holotype female (not located). Type locality: Malawi, Mt. Mulanje [as “Mt. Mlanje”].

triste Mesnil, 1970.—Afrotropical: Madagascar.

Thelairosoma (Seyrigomyia) tristis Mesnil, 1970b: 102. Holotype male (CNC). Type locality: Madagascar, Toamasina, Périnet [ca. 18°55'S 48°25'E].

varipes Villeneuve, 1943.—Afrotropical: Malawi.

Thelairosoma varipes Villeneuve, 1943a: 39. Syntypes, 3 males and 4 females (not located). Type locality: Malawi.

Genus *THELYCONYCHIA* Brauer & Bergenstamm, 1889

THELYCONYCHIA Brauer & Bergenstamm, 1889: 89 [also 1890: 21]. Type species: *Masicera (Ceromasia) solivaga* Rondani, 1861, by monotypy.

TORINAMYIA Mesnil, 1959: 2. Type species: *Torinamyia delicatula* Mesnil, 1959, by monotypy.

delicatula (Mesnil, 1959).—Afrotropical: Tanzania, Uganda.

Torinamyia delicatula Mesnil, 1959: 2. Holotype male (SMNS). Type locality: Tanzania, “Torina” [not located].

solivaga (Rondani, 1861).—Afrotropical: Botswana, U.A. Emirates, Yemen. Palaearctic: C. Asia, Europe (all except British Is., Scand.), Japan, M. East (Israel), Pal. China, Russia (E. Siberia, S. Far East), Transcaucasia. Oriental: Pakistan.

Masicera (Ceromasia) solivaga Rondani, 1861b: 24. Type(s), male (MZF, Herting 1969: 201; 8 male syntypes and 6 female non-types in MZF [examined by PC]). Type locality: Italy, plain near Parma.

Note: *Thelyconychia solivaga* (Rondani, 1861) of current authors is likely a species complex but is treated here as a single species pending further study. Crosskey's (1980b: 867) record of *T. solivaga* from Canary Islands may have been based on a misidentification because the species was not recorded from there by Tschorsnig and Báez (2002) or Tschorsnig et al. (2004).

Genus *THELYMYIOPS* Mesnil, 1950

THELYMYIOPS Mesnil, 1950b: 10 (as subgenus of *Carcelia* Robineau-Desvoidy, 1830). Type species: *Carcelia coniformis* Villeneuve, 1941, by monotypy. **Status n.**

Note: *Thelymyiops* Mesnil, 1950 was treated as a subgenus of *Carcelia* Robineau-Desvoidy, 1830 by Crosskey (1980b: 866). It is here raised to a genus and the characters that distinguish it will be given in the Tachinidae chapter of the *Manual of Afrotropical Diptera* (in prep.).

coniformis (Villeneuve, 1941).—Afrotropical: D.R. Congo, Ghana, Tanzania, Uganda.

Carcelia coniformis Villeneuve, 1941b: 124. Holotype female (IRSNB). Type locality: D.R. Congo, Équateur, Eala.

Unplaced species of Eryciini

varicornis Curran, 1940.—Afrotropical: Zambia, Zimbabwe.

Phorocera varicornis Curran, 1940: 7. Holotype female (AMNH). Type locality: border between Zambia and Zimbabwe, Victoria Falls.

Note: *Phorocera varicornis* Curran, 1940 was treated as an “Unplaced species of Goniinae” [= Exoristinae] by Crosskey (1980b: 881) and is moved here based on examination of the holotype by PC. It cannot be placed to genus at the present time.

Tribe ETHILLINI

Genus *AMNONIA* Kugler, 1971

AMNONIA Kugler, 1971: 71. Type species: *Amnonia carmelitana* Kugler, 1971, by original designation.

carmelitana Kugler, 1971.—Afrotropical: Ethiopia (**new record**, TAU [PC]), Kenya (**new record**, TAU [PC]). Palaeartic: M. East (Israel).

Amnonia carmelitana Kugler, 1971: 71. Holotype male (TAU). Type locality: Israel, Zikhron Ya’aqov.

Note: *Amnonia carmelitana* Kugler, 1971 is newly recorded from the Afrotropical Region.

deemingi Zeegers, 2010.—Afrotropical: U.A. Emirates.

Amnonia deemingi Zeegers, 2010: 674. Holotype male (RMNH). Type locality: U.A. Emirates, 7km south of Jazīrat al Hamrā [as “al-Jazirat al-Hamra”] (25°39’N 55°45’E).

Genus *CALLIETHILLA* Shima, 1979

CALLIETHILLA Shima, 1979: 147. Type species: *Calliethilla caerulea* Shima, 1979, by original designation [Oriental].

birta Cerretti, 2012.—Afrotropical: Uganda.

Calliethilla birta Cerretti, 2012: 322. Holotype male (TAU). Type locality: Uganda, Rwenzori Range [as “Ruwenzori”], Itojo.

Genus *ETHILLA* Robineau-Desvoidy, 1863

ETHILLA Robineau-Desvoidy, 1863a: 202. Type species: *Tachina aemula* Meigen, 1824, by original designation [Palearctic].

ETHYLLA Mesnil, 1939d: 32. Unjustified emendation of *Ethilla* Robineau-Desvoidy, 1863 (see Evenhuis et al. 2010: 76).

adiscalis Mesnil, 1977.—Afrotropical: Madagascar.

Ethilla adiscalis Mesnil, 1977b: 173. Holotype male (MNHN). Type locality: Madagascar, Antananarivo, Manjakatempo [ca. 19°21'S 47°18'E].

tenor (Curran, 1927).—Afrotropical: ?Angola, D.R. Congo, ?Kenya, ?Malawi.

Zenillia tenor Curran, 1927c: 5. Holotype male (AMNH). Type locality: D.R. Congo, Orientale, Kisangani [as “Stanleyville”].

Note: Crosskey (1984: 270) recorded specimens in BMNH from Angola, Kenya and Malawi that are “probably” *Zenillia tenor* Curran, 1927.

Possibly undescribed sp.: South Africa (BMNH, Crosskey 1984: 270).

Genus *ETHYLLOIDES* Verbeke, 1970

ETHYLLOIDES Verbeke, 1970: 286. Type species: *Ethylloides emdeni* Verbeke, 1970, by original designation.

emdeni Verbeke, 1970.—Afrotropical: South Africa.

Ethylloides emdeni Verbeke, 1970: 288. Holotype male (MZLU). Type locality: South Africa, Western Cape, Cape Peninsula, Hout Bay, Skoorsteenkop.

Genus *GYNANDROMYIA* Bezzi, 1923

GYNANDROMYIA Bezzi, 1923: 97. Type species: *Gynandromyia seychellensis* Bezzi, 1923, by original designation.

ZENILLIANA Curran, 1927c: 3 (as subgenus of *Zenillia* Robineau-Desvoidy, 1830).

Type species: *Zenillia (Zenilliana) devastator* Curran, 1927 (= *Myxexorista habilis* Brauer & Bergenstamm, 1891), by monotypy.

ZELINDOMYIA Verbeke, 1962a: 166. Type species: *Zelindomyia grossa* Verbeke, 1962, by original designation.

TRYPHEROSOMA Verbeke, 1962a: 167. Type species: *Trypherosoma gilva* Verbeke, 1962, by original designation.

Note: *Trypherosoma* Verbeke, 1962 and *Zelindomyia* Verbeke, 1962 were synonymized with *Gynandromyia* Bezzi, 1923 by Crosskey (1984: 200, 271).

bafwankei Verbeke, 1962.—Afrotropical: D.R. Congo.

Gynandromyia bafwankei Verbeke, 1962a: 172. Lectotype male (IRSNB), by fixation of Verbeke (1962b: 44) (examination of “Type, 1♂” from Bafwankei is regarded as a lectotype fixation). Type locality: D.R. Congo, Orientale, Bafwakei [as “Bafwankei”, ca. 1°41'N 27°02'E, near Bomili].

Note: The name *Gynandromyia bafwankei* was made available by Verbeke (1962a: 172) in a key that was apparently intended to precede the full description by Verbeke (1962b: 43, as “*Gynandromyia bafwankei* n. sp.”). No specimens were mentioned in the first work but two males, “Type” and “Paratype”, were cited in the second. We regard the “Type” as the lectotype of *G. bafwankei* by fixation of Verbeke (1962b: 44).

basilewskyi (Verbeke, 1960).—Afrotropical: Tanzania.

Zenilliana basilewskyi Verbeke, 1960: 337. Holotype male (MRAC). Type locality: Tanzania, Olkokola, Mt. Meru, towards northwest, 2500–2600m.

crypta (Verbeke, 1962).—Afrotropical: D.R. Congo.

Trypherosoma crypta Verbeke, 1962a: 167, 168. Holotype male (IRSNB). Type locality: D.R. Congo, Orientale, Bafwakei [as “Bafwankei”, ca. 1°41'N 27°02'E, near Bomili].

fumigata (Verbeke, 1962).—Afrotropical: D.R. Congo.

Trypherosoma fumigata Verbeke, 1962a: 167, 168. Holotype male (IRSNB). Type locality: D.R. Congo, Équateur, Eala.

gilva (Verbeke, 1962).—Afrotropical: D.R. Congo.

Trypherosoma gilva Verbeke, 1962a: 167, 168. Holotype male (IRSNB). Type locality: D.R. Congo, Équateur, Eala.

grossa (Verbeke, 1962).—Afrotropical: D.R. Congo.

Zelindomyia grossa Verbeke, 1962a: 167. Holotype male (IRSNB). Type locality: D.R. Congo, Orientale, Mapolo.

habilis (Brauer & Bergenstamm, 1891).—Afrotropical: “widespread W. Afr., E. Afr. & sthn Afr.” (Crosskey 1980b: 861), including D.R. Congo, Malawi, South Africa.

Myxexorista habilis Brauer & Bergenstamm, 1891: 332 [also 1891: 28] (as “*habilis* Wd. litt. Coll. Wiedm.”). Type(s), male (NHMW, not located by JEOH). Type locality: South Africa, Western Cape, Cape of Good Hope [as “Cap b. sp.” = “Cap Bonae Spei”].

Zenillia (Zenilliana) devastator Curran, 1927c: 3. Holotype female (AMNH).
Type locality: D.R. Congo, Orientale, Kisangani [as “Stanleyville”].

Zenillia fuscicosta Curran, 1927c: 4. Holotype male (AMNH). Type locality: D.R. Congo, Orientale, Kisangani [as “Stanleyville”].

invaginata (Villeneuve, 1939).—Afrotropical: D.R. Congo.

Zenilliana devastator invaginata Villeneuve, 1939: 9. Syntypes, 2 females (not located). Type localities: D.R. Congo, Orientale, Bafwakei [as “Bafwankei”, ca. 1°41'N 27°02'E, near Bomili] and Équateur, Irebu.

kibatiana Verbeke, 1962.—Afrotropical: D.R. Congo.

Gynandromyia kibatiana Verbeke, 1962a: 172. Lectotype male (IRSNB), by fixation of Verbeke (1962b: 41) (examination of “Type, 1♂” from Kibati is regarded as a lectotype fixation). Type locality: D.R. Congo, Nord-Kivu, Parc National des Virunga [as “P.N.A”, former Parc National Albert], foot of Mt. Nyiragongo [as “Nyaragongo”, Kibati [ca. 1°36'S 29°16'E].

Note: The name *Gynandromyia kibatiana* was made available by Verbeke (1962a: 172) in a key that was apparently intended to precede the full description by Verbeke (1962b: 39, as “*Gynandromyia kibatiana* n. sp.”). No specimens were mentioned in the first work but a male “Type” and two “Paratypes” (one male and one female) were cited in the second. We regard the “Type” as the lectotype of *G. kibatiana* by fixation of Verbeke (1962b: 41).

mesnili Verbeke, 1962.—Afrotropical: Burundi.

Gynandromyia mesnili Verbeke, 1962a: 172. Holotype male (MRAC). Type locality: Burundi, Bururi, 1800–2000m.

Note: The name *Gynandromyia mesnili* was made available by Verbeke (1962a: 172) in a key that was apparently intended to precede the full description by Verbeke (1962b: 38, as “*Gynandromyia mesnili* n. sp.”). No specimens were mentioned in the first work but a single specimen, a male “Type”, was cited in the second. Since the nominal species was clearly based on a single specimen, we regard the “Type” as the holotype of *G. mesnili* by monotypy in Verbeke (1962a).

prima Verbeke, 1962.—Afrotropical: Ghana, Kenya, Malawi, South Africa, Uganda, Zimbabwe.

Gynandromyia prima Verbeke, 1962a: 172. Lectotype male (IRSNB), by fixation of Verbeke (1962b: 37) (examination of “Type, 1♂” from Aburi is regarded as a lectotype fixation). Type locality: Ghana, Aburi.

Note: The name *Gynandromyia prima* was made available by Verbeke (1962a: 172) in a key that was apparently intended to precede the full description by Verbeke (1962b: 36, as “*Gynandromyia prima* n. sp.”). No specimens were mentioned in the first work but a male “Type” and a series of “Paratypes” (of both sexes) were cited in the second. We regard the “Type” as the lectotype of *G. prima* by fixation of Verbeke (1962b: 37).

saegeri Verbeke, 1962.—Afrotropical: D.R. Congo.

Gynandromyia saegeri Verbeke, 1962a: 171. Holotype male (MRAC). Type locality: D.R. Congo, Orientale, Parc National de la Garamba [as “P.N.G.”].

Note: The name *Gynandromyia saegeri* was made available by Verbeke (1962a: 171) in a key that was apparently intended to precede the full description by Verbeke (1962b: 44, as

“*Gynandromyia saegeri* n. sp.”). No specimens were mentioned in the first work but a single specimen, a male “Type”, was cited in the second. Since the nominal species was clearly based on a single specimen, we regard the “Type” as the holotype of *G. saegeri* by monotypy in Verbeke (1962a).

seychellensis Bezzi, 1923.—Afrotropical: Seychelles.

Gynandromyia seychellensis Bezzi, 1923: 98. Holotype female [not male as published, Crosskey 1984: 272] (BMNH). Type locality: Seychelles, Mahé Is., Cascade Estate, ca. 1000ft.

Genus **MYCTEROMYIELLA** Mesnil, 1966

MYCTEROMYIA Mesnil, 1949b: 102. *Nomen nudum* (proposed after 1930 without designation of type species; no included species) (see Evenhuis and O’Hara 2008: 66).

MYCTEROMYIA Mesnil, 1950c: 107 (junior homonym of *Mycteromyia* Philippi, 1865). Type species: *Mycteromyia laetifica* Mesnil, 1950, by monotypy (see Evenhuis and O’Hara 2008: 66) [Australasian].

MYCTEROMYIELLA Mesnil, 1966: 232 (*nomen novum* for *Mycteromyia* Mesnil, 1950).

Undescribed sp.: Angola (BMNH, Crosskey 1980b: 862, Crosskey 1984: 269).

Genus **NEMORILLOIDES** Brauer & Bergenstamm, 1891

NEMORILLOIDES Brauer & Bergenstamm, 1891: 355 [also 1891: 51]. Type species: *Nemorilloides flaviventris* Brauer & Bergenstamm, 1891, by monotypy.

carbonata Mesnil, 1952.—Afrotropical: D.R. Congo, South Africa.

Nemorilloides carbonata Mesnil, 1952a: 10. Holotype male (MRAC). Type locality: D.R. Congo, Nord-Kivu, Rutshuru, 1285m.

flaviventris Brauer & Bergenstamm, 1891.—Afrotropical: South Africa.

Nemorilloides flaviventris Brauer & Bergenstamm, 1891: 356 [also 1891: 52]. Lectotype female (NHMW, not located by JEOH), by fixation of Townsend (1941: 111) (mention of “Ht female” from Cape of Good Hope in NHMW is regarded as a lectotype fixation). Type locality: South Africa, Western Cape, Cape of Good Hope [as “Cap b. sp.” = “Cap Bonae Spei”].

Genus **PARATRYPHERA** Brauer & Bergenstamm, 1891

PARATRYPHERA Brauer & Bergenstamm, 1891: 328 [also 1891: 24]. Type species: *Paratryphera handlirschii* Brauer & Bergenstamm, 1891 (= *Chetina palpalis* Rondani, 1859), by monotypy [Palearctic].

sordida (Villeneuve, 1916).—Afrotropical: Botswana, Kenya, South Africa, Tanzania, Uganda, Yemen.

Zenillia sordida Villeneuve, 1916c: 485. Holotype male (SAMC, not located by JEOH). Type locality: South Africa, KwaZulu-Natal, Durban.

sordia. Incorrect subsequent spelling of *sordida* Villeneuve, 1916 (Curran 1927d: 333).

Note: *Paratryphera sordida* (Villeneuve, 1916) of current authors is likely a species complex but is treated here as a single species pending further study.

Possibly undescribed spp.: Kenya, South Africa (both records based on specimens in BMNH, Crosskey 1984: 270).

Genus *PHOROCEROSOMA* Townsend, 1927

PHOROCEROSOMA Townsend, 1927c: 61. Type species: *Phorocerosoma forte* Townsend, 1927 (= *Masicera vicaria* Walker, 1856), by original designation [Oriental].

aberrans Verbeke, 1962.—Afrotropical: Rwanda.

Phorocerosoma aberrans Verbeke, 1962a: 170. Holotype female (IRSNB). Type locality: Rwanda, near mouth of Sebeya River, Gisenyi [as “Kisenyi”].

Note: The name *Phorocerosoma aberrans* was made available by Verbeke (1962a: 170) in a key that was apparently intended to precede the full description by Verbeke (1962b: 32, as “*Phorocerosoma aberrans* n. sp.”). No specimens were mentioned in the first work but a single specimen, a female “Type”, was cited in the second. Since the nominal species was clearly based on a single specimen, we regard the “Type” as the holotype of *P. aberrans* by monotypy in Verbeke (1962a).

albifacies Verbeke, 1962.—Afrotropical: Cameroon, D.R. Congo.

Phorocerosoma albifacies Verbeke, 1962a: 170. Lectotype female (IRSNB), by fixation of Verbeke (1962b: 32) (examination of “Type, 1♀” from Beni is regarded as a lectotype fixation). Type locality: D.R. Congo, Nord-Kivu, Beni.

Note: The name *Phorocerosoma albifacies* was made available by Verbeke (1962a: 170) in a key that was apparently intended to precede the full description by Verbeke (1962b: 30, as “*Phorocerosoma albifacies* n. sp.”). No specimens were mentioned in the first work but two females, “Type” and “Paratype”, were cited in the second. We regard the “Type” as the lectotype of *P. albifacies* by fixation of Verbeke (1962b: 32).

caparti Verbeke, 1962.—Afrotropical: Burundi, D.R. Congo, Tanzania, Uganda.

Phorocerosoma caparti Verbeke, 1962a: 171. Lectotype male (IRSNB), by fixation of Verbeke (1962b: 24) (examination of “Type, 1♂” of *Phorocerosoma vicina* Verbeke from Rutshuru is regarded as a lectotype fixation for *Phorocerosoma caparti* Verbeke). Type locality: D.R. Congo, Nord-Kivu, Rutshuru.

Phorocerosoma vicina Verbeke, 1962b: 22 (junior objective synonym of *Phorocerosoma caparti* Verbeke, 1962; both names based on same name-bearing type). Holotype male (IRSNB). Type locality: D.R. Congo, Nord-Kivu, Rutshuru.

Note: The name *Phorocerosoma caparti* was made available by Verbeke (1962a: 171) in a key that was apparently intended to precede the full description by Verbeke (1962b: 22, as "*Phorocerosoma vicina* n. sp."). No specimens were mentioned in the first work but a male "Type" and a series of "Paratypes" (of both sexes) were cited in the second. No explanation was given for proposing the name *P. vicina* in Verbeke (1962b) for what was named *P. caparti* in Verbeke (1962a). Verbeke (1962b) did not mention the name *P. caparti* and therefore we treat *P. vicina* as a separate nominal species (as did Crosskey 1980b: 862) rather than as a replacement name or incorrect subsequent spelling, with both *P. caparti* and *P. vicina* based on the same name-bearing type. We regard the "Type" (Verbeke 1962b: 24) as both the holotype of *P. vicina* and the lectotype of *P. caparti* (by fixation of Verbeke 1962b: 24), making the two names objective synonyms.

echinum Verbeke, 1962.—Afrotropical: D.R. Congo.

Phorocerosoma echina Verbeke, 1962a: 170. Holotype male (MRAC). Type locality: D.R. Congo, Katanga, Parc National de l'Upemba [as "P.N.U."], Rivière Lufira, [subtributary] Rivière Senze, Kaziba [as "Kaziba, affl. g. Senze, s.-affl. dr. Lufira"], 1140m.

Note: The name *Phorocerosoma echina* was made available by Verbeke (1962a: 170) in a key that was apparently intended to precede the full description by Verbeke (1962b: 29, as "*Phorocerosoma echina* n. sp."). No specimens were mentioned in the first work but a single specimen, a male "Type", was cited in the second. Since the nominal species was clearly based on a single specimen, we regard the "Type" as the holotype of *P. echina* by monotypy in Verbeke (1962a).

elegans Verbeke, 1962.—Afrotropical: D.R. Congo.

Phorocerosoma elegans Verbeke, 1962a: 171. Holotype male (MRAC). Type locality: D.R. Congo, Orientale, Isiro [as "Paulis"].

Note: The name *Phorocerosoma elegans* was made available by Verbeke (1962a: 171) in a key that was apparently intended to precede the full description by Verbeke (1962b: 28, as "*Phorocerosoma elegans* n. sp."). No specimens were mentioned in the first work but a single specimen, a male "Type", was cited in the second. Since the nominal species was clearly based on a single specimen, we regard the "Type" as the holotype of *P. elegans* by monotypy in Verbeke (1962a).

forcipatum Verbeke, 1962.—Afrotropical: D.R. Congo.

Phorocerosoma forcipata Verbeke, 1962a: 171. Lectotype male (IRSNB), by fixation of Verbeke (1962b: 27) (examination of "Type, 1♂" from Rutshuru is regarded as a lectotype fixation). Type locality: D.R. Congo, Nord-Kivu, Rutshuru.

Note: The name *Phorocerosoma forcipata* was made available by Verbeke (1962a: 171) in a key that was apparently intended to precede the full description by Verbeke (1962b: 25, as "*Phorocerosoma forcipata* n. sp."). No specimens were mentioned in the first work but a male and female, as "Type" and "Paratype" respectively, were cited in the second. We regard the "Type" as the lectotype of *P. forcipata* by fixation of Verbeke (1962b: 27).

pilipes (Villeneuve, 1916).—Afrotropical: D.R. Congo, Madagascar, Mauritius, Nigeria, Sierra Leone, South Africa, Uganda.

Exorista pilipes Villeneuve, 1916c: 483. Lectotype male (IRSNB), by designation of Verbeke (1962b: 21). Type locality: South Africa, KwaZulu-Natal, Durban.

postulans (Walker, 1861).—Misidentification, not Afrotropical [known from Palaearctic, Oriental and Australasian regions].

Note: An unknown species was recorded as *Phorocerosoma anomala* Baranov, 1936 [properly “*anomalum*” in this combination] (currently a synonym of *Phorocerosoma postulans* (Walker, 1861), see Crosskey 1966b: 108 and Sabrosky and Crosskey 1969: 49) from Kenya and Tanzania by Mesnil (1959: 4) and from “tropical Africa” by Crosskey (1973b: 144, 1976: 225). Misidentifications (not recorded from the Afrotropical Region by Crosskey 1980b, O'Hara et al. 2009: 87).

Genus *ZELINDOPSIS* Anonymous, 1946

ZELINDOPSIS Villeneuve, 1943c: 101. *Nomen nudum* (proposed after 1930 without designation of type species from four included species) (see note and Evenhuis et al. 2008: 34).

ZELINDOPSIS Anonymous in Imperial Institute of Entomology, 1946: 208. Type species: *Zelindopsis duplaria* Villeneuve, 1943, by monotypy (see Evenhuis et al. 2008: 34).

Note: Villeneuve (1943c: 100) treated three species of *Zenillia* Robineau-Desvoidy, 1830 as forming “un petit groupe homogène”, including new species *Zenillia stativa*. Villeneuve (1943c: 101) then described a fourth species, *duplaria*, placing it and the preceding three species in his new genus *Zelindopsis*. *Zelindopsis* Villeneuve, 1943 is a *nomen nudum* because it was proposed after 1930 without designation of a type species from four included species (not three included species as stated by Evenhuis et al. 2008: 34).

bicincta (Villeneuve, 1916).—Afrotropical: Ghana, Nigeria, South Africa, Tanzania.

Zenillia bicinta Villeneuve, 1916c: 487. Lectotype male (IRSNB), by fixation of Villeneuve (1943c: 101) (treatment of the single male syntype from Nigeria as the “type” is regarded as a lectotype fixation). Type locality: northern Nigeria.

Zenillia bicincta denudata Villeneuve, 1943c: 101. Holotype male (IRSNB) (this is also the single paralectotype of *Zenillia bicincta* Villeneuve, 1916). Type locality: Ghana, Aburi.

Zenillia bicincta aristata Villeneuve, 1943c: 101. Holotype male (IRSNB). Type locality: South Africa, “Colonie du Cap” (former Cape Province, corresponding to the present-day Western Cape, Eastern Cape, Northern Cape, and North West [in part] provinces).

bicinta. Incorrect original spelling of *bicincta* Villeneuve, 1916 (Villeneuve 1916c: 487).

Note: The specific epithet of *Zenillia bicincta* Villeneuve (1916c: 487) was originally published as *bicinta* but subsequent authors (e.g., Villeneuve 1943c, Mesnil 1959, Verbeke 1962a, Crosskey 1980b) used the spelling *bicincta*. The spelling *bicincta* is an incorrect subsequent spelling according to Article 33.3 of the *Code* (ICZN 1999) but because it is in prevailing usage and is attributed to Villeneuve (1943c), it is deemed to be the correct original spelling in compliance with Article 33.3.1.

cornuta Verbeke, 1962.—Afrotropical: D.R. Congo.

Zelindopsis cornuta Verbeke, 1962a: 168, 169. Holotype male (IRSNB). Type locality: D.R. Congo, Nord-Kivu, Rutshuru.

duplaria Villeneuve, 1943.—Afrotropical: Tanzania.

Zelindopsis duplaria Villeneuve, 1943c: 101. Holotype male (not located). Type locality: Tanzania.

Note: Villeneuve (1943c: 101) described *duplaria* and placed it in *Zelindopsis*. He did not use the combination *Zenillia duplaria* (cf. *Zenillia stativa* Villeneuve, 1943) and hence *duplaria* is treated as described in *Zelindopsis*.

illita (Villeneuve, 1916).—Afrotropical: Burundi, South Africa, Tanzania, Uganda, Zimbabwe.

Zenillia illita Villeneuve, 1916c: 486 (as “*Zenillia (Pales?) illita*”). Holotype female (IRSNB). Type locality: South Africa, KwaZulu-Natal, Durban.

Note: Villeneuve (1916c) wrote in his description of *Zenillia illita* that the “type is a ♀” (p. 486) but further on wrote “Natal, 1♂, Durban, S. Afric. Museum [= SAMC]” (p. 487), evidently referring to the same specimen. Villeneuve (1943c: 100) later confirmed the sex of the holotype as female, writing “La femelle a seule été décrite”. Verbeke (1962b: 169) cited the type as a male from “Natal” in IRSNB. We confirm that the holotype is in IRSNB as stated by Verbeke, but is a female, not a male.

nigripalpis Verbeke, 1962.—Afrotropical: D.R. Congo.

Zelindopsis nigripalpis Verbeke, 1962a: 169. Holotype male (IRSNB). Type locality: D.R. Congo, Nord-Kivu, Rutshuru.

nigrocauda (Curran, 1927).—Afrotropical: D.R. Congo.

Phorocera nigrocauda Curran, 1927c: 10. Holotype male (AMNH). Type locality: D.R. Congo, Orientale, Kisangani [as “Stanleyville”].

nitidicauda (Curran, 1940).—Afrotropical: South Africa.

Phorocera nitidicauda Curran, 1940: 7. Holotype male (SANC). Type locality: South Africa, Gauteng, Pretoria.

Note: *Phorocera nitidicauda* Curran, 1940 is “almost certainly” a synonym of *Zenillia illita* Villeneuve, 1916 according to Crosskey (1984: 270).

nudapex (Curran, 1940).—Afrotropical: South Africa, Zimbabwe.

Phorocera nudapex Curran, 1940: 5. Holotype female (AMNH). Type locality: Zimbabwe, Nyanga [as “Inyanga”].

Note: *Phorocera nudapex* Curran, 1940 is “possibly” a synonym of *Zenillia illita* Villeneuve, 1916 according to Crosskey (1984: 270).

stativa (Villeneuve, 1943).—Afrotropical: D.R. Congo.

Zenillia stativa Villeneuve, 1943c: 101. Holotype male (IRSNB). Type locality: D.R. Congo, Nord-Kivu, Mukule, 1800m [ca. 1°20'S 29°15'E].

Note: In an unusual nomenclatural action, Villeneuve (1943c: 101) described his new species *stativa* in *Zenillia* Robineau-Desvoidy, 1830 but three paragraphs later placed it in his new genus *Zelindopsis* along with three other species. We interpret *stativa* as intentionally described in the combination *Zenillia stativa* and then moved to *Zelindopsis*, rather than described as *Zelindopsis stativa*.

villeneuvei Verbeke, 1962.—Afrotropical: D.R. Congo.

Zelindopsis villeneuvei Verbeke, 1962a: 168, 169. Holotype male (IRSNB). Type locality: D.R. Congo, northwest of Lake Tanganyika [as “N.W. Tanganika”] (not Tanzania as cited by Crosskey 1980b: 863, see note).

Note: The holotype of *Zelindopsis villeneuvei* Verbeke, 1962 was collected by [Rudolf] Grauer in 1910 from “N.W. Tanganika” according to both Verbeke (1962a: 169) and label data (holotype examined by PC). Grauer collected a wide variety of animals including insects, snakes, birds and mammals from “N.W. Tanganika” in 1910, as evidenced by numerous works citing his specimens. A few sources have interpreted “N.W. Tanganika” as Northwest Tanzania (including Crosskey 1980b: 863) but most have treated it as northwest (or northwest shore) of Lake Tanganyika; i.e., in D.R. Congo. One seemingly authoritative reference with the latter interpretation is Chapin (1928: 7, 8), and we accept this view.

ugandana (Curran, 1940).—Afrotropical: Uganda.

Phorocera ugandana Curran, 1940: 3. Holotype male (BMNH). Type locality: Uganda, Lake Kibivera [not located].

zenia (Curran, 1940).—Afrotropical: Uganda.

Phorocera zenia Curran, 1940: 10. Holotype male (BMNH). Type locality: Uganda, Kampala.

Tribe EXORISTINI

Genus *BESSA* Robineau-Desvoidy, 1863

BESSA Robineau-Desvoidy, 1863b: 164. Type species: *Bessa secutrix* Robineau-Desvoidy, 1863 (= *Tachina selecta* Meigen, 1824), by original designation [Palearctic].

africana (Curran, 1941).—Afrotropical: Kenya (**new record**, MZUR [PC]), Zimbabwe.

Kuwanimyia africana Curran, 1941: 9. Holotype male (AMNH). Type locality: Zimbabwe, Harare [as “Salisbury”].

Genus *CHAETEXORISTA* Brauer & Bergenstamm, 1894

CHAETEXORISTA Brauer & Bergenstamm, 1894: 616 [also 1895: 80]. Type species: *Chaetexorista javana* Brauer & Bergenstamm, 1894, by monotypy [Oriental].

ISOPROSOPAEA Villeneuve, 1938a: 1 (as subgenus of *Prosopaea* Rondani, 1861, as “*Prosopaea* B. B.”). *Nomen nudum* (proposed after 1930 without designation of type species from two included species) (see Evenhuis et al. 2008: 16).

ISOPROSOPAEA Townsend, 1943: 336. Type species: *Prosopaea sororcula* Villeneuve, 1938, by original designation (see Evenhuis et al. 2008: 16 and Evenhuis et al. 2015: 149).

HYGIA Mesnil, 1949b: 104. *Nomen nudum* (proposed after 1930 without designation of type species; no included species) (see Evenhuis and O'Hara 2008: 66).

HYGIA Mesnil, 1952c: 222 (junior homonym of *Hygia* Uhler, 1861). Type species: *Blepharipoda eutachinoides* Baranov, 1932, by original designation (see Evenhuis and O'Hara 2008: 66) [Oriental].

PARAPODOMYIA Mesnil, 1952c: 235 (as subgenus of *Blepharella* Macquart, 1851). *Nomen nudum* (proposed after 1930 without designation of type species from two included species) (see O'Hara 1996: 127 and Evenhuis et al. 2008: 23).

PARAPODOMYIA Mesnil, 1956c: 560 (as full genus). Type species: *Blepharella claripennis* Mesnil, 1952, by original designation (see O'Hara 1996: 127 and Evenhuis et al. 2008: 23).

claripennis (Mesnil, 1952).—Afrotropical: D.R. Congo.

Blepharella claripennis Mesnil, 1952c: 236. Holotype male (CNC). Type locality: D.R. Congo, Équateur, Eala.

Note: Mesnil (1952c: 236) proposed new species *Blepharella claripennis* in new subgenus *Parapodomyia*, but *Parapodomyia* Mesnil, 1952 is an unavailable name.

dives (Villeneuve, 1938).—Afrotropical: Tanzania.

Prosopaea dives Villeneuve, 1938a: 1. Holotype female (not located). Type locality: Tanzania.

Note: Villeneuve (1938a: 1) proposed new species *Prosopaea dives* in new subgenus *Isoproso-paea*, but *Isoproso-paea* Villeneuve, 1938 is an unavailable name.

langi (Curran, 1927).—Afrotropical: Angola, D.R. Congo, Ghana, Nigeria, Sierra Leone, Uganda, Zimbabwe.

Podomyia langi Curran, 1927a: 9. Holotype male (AMNH). Type locality: D.R. Congo, Orientale, Kisangani [as “Stanleyville”].

ocellaris (Curran, 1927).—Afrotropical: D.R. Congo, Nigeria.

Podomyia ocellaris Curran, 1927a: 9. Holotype male (AMNH). Type locality: D.R. Congo, Orientale, Kisangani [as “Stanleyville”].

sororcula (Villeneuve, 1938).—Afrotropical: Burundi (**new record**, MZUR [PC]), D.R. Congo.

Prosopaea sororcula Villeneuve, 1938a: 2. Holotype female (MRAC). Type locality: D.R. Congo, Nord-Kivu, Rutshuru.

Note: Villeneuve (1938a: 2) proposed new species *Prosopaea sororcula* in new subgenus *Isoproso-paea*, but *Isoproso-paea* Villeneuve, 1938 is an unavailable name.

Genus *CHAETORIA* Becker, 1908

CHAETORIA Becker, 1908: 113. Type species: *Chaetoria stylata* Becker, 1908, by monotypy.

CLISTORRHINIA Bezzi in Bezzi & Lamb, 1926: 570. Type species: *Clistorrhinia aurifrons* Bezzi, 1926, by monotypy.

aurifrons (Bezzi, 1926).—Afrotropical: Madagascar (**new record**, TAU [PC]), Mauritius (Rodrigues Is.).

Clistorrhinia aurifrons Bezzi in Bezzi & Lamb, 1926: 572. Lectotype male (BMNH), by fixation of Townsend (1940: 176) (mention of “Ht male” from Rodrigues Island in BMNH is regarded as a lectotype fixation). Type locality: Mauritius, Rodrigues Is.

stylata Becker, 1908.—Afrotropical: Botswana, Mozambique, Nigeria, Senegal, U.A. Emirates, Yemen. Palearctic: C. Asia, Europe (SC. Eur.), N. Africa (Canary Is., NW. Africa).

Chaetoria stylata Becker, 1908: 114. Lectotype female (ZMHB), by fixation of Townsend (1941: 211) (mention of “Ht” from Tenerife in “Liegnitz” [now Legnica (Poland), referring to Becker’s personal collection that is now in ZMHB] is regarded as a lectotype fixation). Type locality: Canary Islands, Tenerife.

Genus *CHETOGENA* Rondani, 1856

SALIA Robineau-Desvoidy, 1830: 108 (junior homonym of *Salia* Hübner, 1818).

Type species: *Salia echinura* Robineau-Desvoidy, 1830 (= *Tachina obliquata* Fallén, 1810), by subsequent designation of Robineau-Desvoidy (1863a: 553) [Palearctic].

CHETOGENA Rondani, 1856: 68. Type species: *Salia rondaniana* Villeneuve, 1931, by fixation of O’Hara and Wood (2004: 145) under Article 70.3.2 of the Code (ICZN 1999), misidentified as *Tachina gramma* Meigen, 1824 in the original designation by Rondani (1856) [Palearctic].

SPOGGOSIA Rondani, 1859: 182. Type species: *Spoggosia occlusa* Rondani, 1859 (= *Tachina obliquata* Fallén, 1810), by monotypy [Palearctic].

CHAETOGENA Bezzi & Stein, 1907: 315. Unjustified emendation of *Chetogena* Rondani, 1856 (see O’Hara et al. 2011: 54, 259).

STOMATOMYIA Brauer & Bergenstamm, 1889: 98 [also 1890: 30]. Type species: *Chetogena flilipalis* Rondani, 1859, by subsequent designation of Brauer (1893: 483) [Palearctic].

Note: Subgenera of *Chetogena* Rondani, 1856 are not recognized here because the subgeneric placements of the Afrotropical species require more study.

acuminata Rondani, 1859.—Afrotropical: Cameroon, Nigeria, Senegal, Tanzania, U.A. Emirates, Yemen. Palearctic: C. Asia, Europe (all except Scand.), Japan, M. East (Israel), Mongolia, N. Africa (Canary Is., Madeira), Pal. China, Russia (W. Siberia, E. Siberia, S. Far East), Transcaucasia. Oriental: Indonesia, Malaysia, Orient. China.

Chetogena acuminata Rondani, 1859: 180. Syntypes, males and females (MZF, Herting 1969: 189). Type localities: Italy, Apennines and fields near Parma.

Stomatomyia acuminata approximata Villeneuve in Frey, 1936: 145. Lectotype male (FMNHH), by designation of Herting (1983a: 2). Type locality: Canary Islands, Tenerife, Agua Mansa.

- cercosa** Kugler, 1980.—Afrotropical: U.A. Emirates. Palaeartic: M. East (Israel).
Chaetogena cercosa Kugler, 1980a: 31. Holotype male (TAU). Type locality: Israel, Elat [also commonly as Eilat].
- echinata** (Mesnil, 1939).—Afrotropical: Madagascar.
Stomatomyia echinata Mesnil, 1939c: 172. Syntypes, males and females (“nombreux exemplaires”) (MNHN). Type locality: Madagascar, Toliara, Bekily.
- nigrofasciata** (Strobl, 1902).—Afrotropical: Kenya. Palaeartic: C. Asia, Europe (SE. Eur., Turkey), M. East (all), N. Africa (NW. Africa), Transcaucasia.
Phorocera (Parasetigena) nigrofasciata Strobl, 1902: 488. Holotype female (NMBA, Chvála 2008: 191). Type locality: Serbia, Niš.
Stomatomyia repanda Mesnil, 1939c: 171. Syntypes, 1 male and 1 female (MNHN). Type localities: Morocco, basin of Wadi Ouergha (Skel [not located]) and near Essaouira [as “Mogador”] (Bou Tazzert).
 Note: The description of *Phorocera nigrofasciata* Strobl, 1902 was published first in Serbian (Strobl 1902: 488) and later in German (Strobl 1905: 548).
- setertia** (Curran, 1940).—Afrotropical: Malawi, South Africa, Tanzania.
Phorocera setertia Curran, 1940: 8. Holotype male (SANC). Type locality: South Africa, Mpumalanga, Barberton.
- setosaria** (Curran, 1940).—Afrotropical: Tanzania, Zimbabwe.
Phorocera setosaria Curran, 1940: 8. Holotype female (AMNH). Type locality: Zimbabwe, Harare [as “Salisbury”].
- setosina** (Curran, 1940).—Afrotropical: South Africa, Tanzania, Uganda, Zimbabwe.
Phorocera setosina Curran, 1940: 9. Holotype male (BMNH). Type locality: Tanzania.

Genus **CRASSICORNIA** Kugler, 1980

- CRASSICORNIA** Kugler, 1980a: 28 (as subgenus of *Exorista* Meigen, 1803).
 Type species: *Exorista (Crassicornia) pilosa* Kugler, 1980, by original designation.
- pilosa** (Kugler, 1980).—Afrotropical: Ethiopia. Palaeartic: M. East (Israel).
Exorista (Crassicornia) pilosa Kugler, 1980a: 28. Holotype male (TAU). Type locality: Israel, Arava Valley, Hazeva.

Genus **EXORISTA** Meigen, 1803

Subgenus *EXORISTA* Meigen, 1803

- EXORISTA** Meigen, 1803: 280. Type species: *Musca larvarum* Linnaeus, 1758 (as “*Musca larvarum* Fabr.”), by monotypy [Palaeartic].

Subgenus *EXORISTELLA* Herting, 1984

EXORISTELLA Mesnil, 1946: 47 (as subgenus of *Exorista* Meigen, 1803). *Nomen nudum* (proposed after 1930 without designation of type species from two included species).

EXORISTELLA Mesnil, 1960a: 565, 597 (as subgenus of *Exorista* Meigen, 1803). *Nomen nudum* (proposed after 1930 without designation of type species from three included species).

EXORISTELLA Herting, 1984: 6 (as subgenus of *Exorista* Meigen, 1803). Type species: *Tachina glossatorum* Rondani, 1859, by original designation [Palearctic].

Note: The nomenclatural history of *Exoristella* Mesnil was discussed by O'Hara (1996: 124) and Evenhuis et al. (2008: 13).

duplaria (Villeneuve, 1916).—Afrotropical: Kenya, Malawi, Nigeria, South Africa, Tanzania, Uganda, Zambia.

Tachina duplaria Villeneuve, 1916c: 493. Syntypes, males and females (CNC, BMNH, SAMC [no specimens located in SAMC by JEOH]). Type localities: Malawi (Mt. Mulanje [as “Mt. Mlanje”]), Nigeria, and South Africa (KwaZulu-Natal, Durban).

Subgenus *PODOTACHINA* Brauer & Bergenstamm, 1891

PODOTACHINA Brauer & Bergenstamm, 1891: 350 [also 1891: 46]. Type species: *Tachina sorbillans* Wiedemann, 1830, by subsequent designation of Townsend (1916b: 8).

atricans (Villeneuve, 1938).—Afrotropical: Malawi, Nigeria.

Eutachina atricans Villeneuve, 1938a: 3. Syntypes, 1 male and 3 females (CNC). Type locality: Malawi, Mt. Mulanje [as “Mt. Mlanje”].

flavicans Mesnil, 1941.—Afrotropical: D.R. Congo.

Exorista flavicans Mesnil, 1941: 21. Holotype male (MNHN). Type locality: D.R. Congo, Sud-Kivu, Lake Kivu region, “Bulira” [probably Bulera, ca. 2°03'S 28°54'E].

rubricans Mesnil, 1941.—Afrotropical: Djibouti.

Exorista sorbillans rubricans Mesnil, 1941: 21. Syntypes, three males (MNHN). Type locality: Djibouti, Obock [as “Obok”].

sericans Mesnil, 1939.—Afrotropical: ?D.R. Congo, Madagascar.

Exorista sericans Mesnil, 1939b: 198. Holotype male (MNHN, not located by O'Hara 1996: 156). Type locality: Madagascar, Toliara, Bekily.

Note: Verbeke's (1962b: 59) record of *Exorista sericans* Mesnil, 1939 from D.R. Congo needs confirmation.

sorbillans (Wiedemann, 1830).—Afrotropical: Cameroon, D.R. Congo, Kenya, Malawi, Nigeria, Sierra Leone, Uganda. Palearctic: C. Asia, Europe (W. Eur., E. Eur., SC. Eur., SE. Eur.), Japan, M. East (Israel), Mongolia, N. Africa (Canary Is.), Pal. China. Oriental: India, Indonesia, Nepal, Orient. China, Philippines, Ryukyu Is., Sri Lanka, Taiwan, Thailand, Vietnam. Australasian: Australia, N. Australasian.

Tachina sorbillans Wiedemann, 1830: 311. Syntypes, unspecified number and sex (3 males in NHMW). Type locality: Canary Islands, Tenerife.

Note: Wiedemann (1830: 312) described *Tachina sorbillans* from an unspecified number of specimens in “v. Winthem’s und meiner Sammlung”. Townsend (1932: 45) studied the “male Ht in Wien” and this statement about the “Ht” has been accepted as a lectotype fixation by subsequent authors (e.g., Crosskey 1976: 223, Herting 1984: 6, O’Hara et al. 2009: 93). However, an examination of the NHMW holdings (by JEOH) has revealed three male syntypes of *T. sorbillans*, two from “Coll. Winthem” (both with red “Type” labels) and one from “Coll. Wiedem.”. The “Ht” of Townsend (1932) cannot be recognized among the syntypes in NHMW, and hence his statement “male Ht in Wien” cannot be accepted as a lectotype fixation.

tessellans Mesnil, 1939.—Afrotropical: D.R. Congo. Palearctic: N. Africa (NW. Africa), M. East (Israel).

Exorista tessellans Mesnil, 1939b: 197. Syntypes, 1 male and 3 females (MNHN). Type locality: Algeria, El Goléa.

tesselans. Incorrect subsequent spelling of *tessellans* Mesnil, 1939 (Cerretti and Freidberg 2009: 12).

Subgenus *PTILOTACHINA* Brauer & Bergenstamm, 1891

PTILOTACHINA Brauer & Bergenstamm, 1891: 350 [also 1891: 46]. Type species: *Exorista florentina* Herting, 1975, by fixation of O’Hara et al. (2009: 94) under Article 70.3.2 of the *Code* (ICZN 1999), misidentified as *Tachina civilis* Rondani, 1859 in the fixation by monotypy of Brauer and Bergenstamm (1891) [Palearctic].

cardinalis Mesnil, 1939.—Afrotropical: Côte d’Ivoire.

Exorista cardinalis Mesnil, 1939b: 194. Syntypes, 2 males and 1 female (MNHN). Type locality: Côte d’Ivoire, Assinie [as “Assini”].

ebneri (Villeneuve, 1922).—Afrotropical: Kenya, Senegal, Sudan. Palearctic: M. East (Israel).

Tachina ebneri Villeneuve, 1922b: 62. Lectotype male (CNC), by fixation of Mesnil (1960a: 589) (mention of “♂ (Typus)” is regarded as a lectotype fixation following Cooper and O’Hara 1996: 73). Type locality: Sudan (Kordofan according to label data).

Note: Villeneuve was not always very precise when listing specimens belonging to his new species. For *Tachina ebneri*, he wrote at the end of the description that he had “obtenue en plusieurs exemplaires d’*Auchmophila cordofensis*, en juin” (Villeneuve 1922b: 62). If this state-

ment is strictly interpreted, then specimens reared from this host that are not dated June are not part of the type series. In our view this was not Villeneuve's intent, because he labelled another specimen (now in CNC) reared from this host on a different date as "Typ". This specimen was seen by Mesnil (1960a: 589), who referred to it as "Typus" of *T. ebneri*. Cooper and O'Hara (1996: 73) interpreted Mesnil's mention of "Typus" as a lectotype fixation and we follow this interpretation. The lectotype was collected from Kordofan, Sudan (misquoted as "Kondofan" by Cooper and O'Hara 1996: 73; Kordofan was a former province of Sudan that has since been divided into the states of North Kordofan and South Kordofan). A male in NHMW reared from "*Auchmophila kordofensis*" and dated June, from "el Obeid" (Sudan), also bears a Villeneuve "Typ." label and is considered a paralectotype (examined by JEOH). It was not uncommon for Villeneuve to label more than one specimen in a type series as "Typ."

elegantula Mesnil, 1939.—Afrotropical: Djibouti.

Exorista elegantula Mesnil, 1939b: 195. Holotype male (MNHN). Type locality: Djibouti, Obock [as "Obok"].

neta (Curran, 1927).—Afrotropical: D.R. Congo, South Africa, Zimbabwe.

Thrycolyga neta Curran, 1927c: 2. Holotype male (AMNH). Type locality: D.R. Congo, Orientale, Kisangani [as "Stanleyville"].

Tricholyga piligena Villeneuve, 1938a: 3. Syntypes, 3 females (not located). Type localities: South Africa, KwaZulu-Natal, Wartburg and Zimbabwe, Harare [as "Salisbury"].

niveipennis Mesnil, 1939.—Afrotropical: Mozambique.

Exorista niveipennis Mesnil, 1939b: 196. Holotype male (MNHN). Type locality: Mozambique, "Nova Choupanga" [near Chemba but not located].

xanthaspis (Wiedemann, 1830).—Afrotropical: "widespread Afrotrop. Reg." (Crosskey 1980b: 860), including Madagascar, Seychelles, Sudan, U.A. Emirates, Yemen. Palaearctic: C. Asia, Europe (all except British Is., Scand.), M. East (Israel), Mongolia, Pal. China, Russia (W. Russia, W. Siberia), Transcaucasia. Oriental: India, Indonesia, Orient. China, Ryukyu Is., Taiwan. Australasian: N. Australasian.

Tachina xanthaspis Wiedemann, 1830: 314. Syntypes, males and females (SMF, probably lost, Crosskey 1976: 223–224). Type locality: Nubia region [as "Nubien", a region in southern Egypt and northern Sudan, recorded here as Sudan following Crosskey 1980b: 860].

Tachina pyrrhocera Wiedemann, 1830: 314. Type(s), female (SMF or lost). Type locality: Nubia region [as "Nubien", a region in southern Egypt and northern Sudan, recorded here as Sudan following Crosskey 1980b: 860].

Tachina fallax pseudofallax Villeneuve, 1920a: 151. Syntypes, two males (CNC). Type locality: South Africa, Eastern Cape, Willowmore.

Larvaevora (Ptilotachina) fallax aethiopica Rohdendorf, 1931: 348. Holotype male (not located). Type locality: Sudan, Wad Medani.

Tachina fallax of authors (e.g., Villeneuve 1913c: 34), not Meigen, 1824. Misidentification (Crosskey 1980b: 860).

Note: The relative priority of *Tachina xanthaspis* Wiedemann, 1830 and *Tachina pyrrocera* Wiedemann, 1830, when the two are treated as synonyms, was established by Crosskey (1980b: 860), as the First Reviser (Article 24.2.2 of the *Code*, ICZN 1999). *Exorista xanthaspis* (Wiedemann) of current authors is likely a species complex but is treated here as a single species pending further study.

Subgenus *SPIXOMYIA* Crosskey, 1967

SCOTIELLA Mesnil, 1940: 39 (as subgenus of *Exorista* Meigen, 1803) (junior homonym of *Scotiella* Delo, 1935). Type species: *Exorista (Scotiella) bisetosa* Mesnil, 1940, by original designation [Oriental].

SPIXOMYIA Crosskey, 1967a: 28 (*nomen novum* for *Scotiella* Mesnil, 1940).

dasyops (Villeneuve, 1943).—Afrotropical: Nigeria.

Sturmia dasyops Villeneuve, 1943a: 40. Holotype male (CNC). Type locality: Nigeria, Degema.

Subgenus *TRICOLIGA* Rondani, 1856

TRICOLIGA Rondani, 1856: 68, 225. Type species: *Tricoliga nova* Rondani, 1856, by original designation (see O'Hara et al. 2011: 184 for an explanation of the correct spelling of this genus-group name) [Palearctic].

TRICOLYGA Schiner, 1861: 456. Unjustified emendation of *Tricoliga* Rondani, 1856 (see O'Hara et al. 2011: 184, 268).

THRYCOLYGA. Incorrect original spelling of *Tricoliga* Rondani, 1856 (Rondani 1856: 68) (see O'Hara et al. 2011: 180, 184).

TRICHOLYGA. Incorrect subsequent spelling of *Tricoliga* Rondani, 1856 (Rondani 1865: 207, 208) (see O'Hara et al. 2011: 182).

buccalis Mesnil, 1940.—Afrotropical: Madagascar.

Exorista buccalis Mesnil, 1940: 38. Holotype male (MNHN). Type locality: Madagascar, Toliara, Bekily.

Unplaced to subgenus

abdominalis (Curran, 1927).—Afrotropical: D.R. Congo.

Thrycolyga abdominalis Curran, 1927a: 8. Holotype male (AMNH). Type locality: D.R. Congo, Orientale, Kisangani [as "Stanleyville"].

africana (Rohdendorf, 1931).—Afrotropical: Nigeria, South Africa, Sudan, Zimbabwe.

Tricholyga africana Rohdendorf, 1931: 347. Holotype male (BMNH). Type locality: Sudan, Wad Medani.

capensis (Macquart, 1855).—Afrotropical: South Africa.

Masicera capensis Macquart, 1855: 120 [also 1855: 100]. Lectotype male (BMNH), by fixation of Crosskey (1971: 273) (examination of “? holotype ♂” from “cap de Bonne-Espérance” in BMNH is regarded as a lectotype fixation). Type locality: South Africa, Western Cape, Cape of Good Hope [as “cap de Bonne-Espérance”].

creole (Curran, 1927).—Afrotropical: D.R. Congo.

Thrycolyga creole Curran, 1927c: 1. Holotype male (AMNH). Type locality: D.R. Congo, Orientale, Kisangani [as “Stanleyville”].

iniqua (Brauer & Bergenstamm, 1891).

Tricholyga iniqua Brauer & Bergenstamm, 1891: 403, 431 [also 1891: 99, 127] (as “*iniqua* Mg.” on p. 99 [403]; as “*iniqua* C. Wth. litt. *Tricholyga*. Cap. [Cape of Good Hope]” on p. 127 [431]). *Nomen nudum*.

sessitans (Curran, 1927).—Afrotropical: D.R. Congo, Malawi, Nigeria, Sierra Leone, South Africa, Zimbabwe.

Thrycolyga sessitans Curran, 1927c: 2. Holotype male (AMNH). Type locality: D.R. Congo, Orientale, Kisangani [as “Stanleyville”].

Undescribed spp.: “Many undescribed species, including at least 13 with distinct male genitalia that have been confused in collections under *E. sorbillans*” (BMNH, Crosskey 1984: 268).

Genus *NEOPHRYXE* Townsend, 1916

NEOPHRYXE Townsend, 1916d: 318. Type species: *Neophryxe psychidis* Townsend, 1916, by original designation [Palearctic].

australe Cerretti, 2012.—Afrotropical: Namibia.

Neophryxe australe Cerretti, 2012: 318. Holotype male (NMNW). Type locality: Namibia, Caprivi, near Katima Mulilo, Salambala Forest (17°50'02"S 24°36'20"E).

namibica Cerretti, 2012.—Afrotropical: Namibia.

Neophryxe namibica Cerretti, 2012: 320. Holotype male (NMNW). Type locality: Namibia, Okavango, near Rundu, Mile 46 (18°18'30"S 19°15'29"E).

Genus *PHORINIA* Robineau-Desvoidy, 1830

PHORINIA Robineau-Desvoidy, 1830: 118. Type species: *Phorinia aurifrons* Robineau-Desvoidy, 1830, by subsequent designation of Robineau-Desvoidy (1863a: 491) [Palearctic].

BESSIOLA Mesnil, 1960b: 630 (as subgenus of *Phorinia* Robineau-Desvoidy, 1830). Type species: *Bessa oblimata* Mesnil, 1944, by monotypy.

atypica Curran, 1927.—Afrotropical: Cameroon, Ghana, Kenya, Malawi, South Africa, Sudan, Tanzania.

Phorinia atypica Curran, 1927d: 336. Holotype male (BMNH). Type locality: South Africa, KwaZulu-Natal, Durban.

cinctella Mesnil, 1971.—Afrotropical: Uganda.

Phorinia cinctella Mesnil, 1971: 70. Holotype male (CNC). Type locality: Uganda, Kawanda [located a few kilometers north of Kampala].

oblimata (Mesnil, 1944).—Afrotropical: Guinea.

Bessa oblimata Mesnil, 1944: 16. Holotype male (MNHN). Type locality: Guinea.

pulverulenta (Karsch, 1886).—Afrotropical: Angola, D.R. Congo, Kenya, Malawi, Nigeria, Uganda, Zimbabwe.

Phorocera pulverulenta Karsch, 1886b: 341. Holotype, unspecified sex [male, examined by JEOH] (ZMHB). Type locality: Angola, Pungo Andongo.

pumila Mesnil, 1971.—Afrotropical: Uganda.

Phorinia pumila Mesnil, 1971: 70. Holotype female (CNC, not located). Type locality: Uganda, Kampala.

sadista (Curran, 1940).—Afrotropical: South Africa, Zimbabwe.

Phorocera sadista Curran, 1940: 4. Holotype female (AMNH). Type locality: South Africa, KwaZulu-Natal, Durban.

verritus (Walker, 1849).—Afrotropical: “widespread W. Afr. to Ethiopia, E. Afr. & sthn Afr.” (Crosskey 1980b: 861), including Côte d’Ivoire, D.R. Congo, Guinea, South Africa.

Tachina verritus Walker, 1849: 774. Type(s), unspecified sex (1 female in BMNH according to BMNH database). Type locality: South Africa.

Chetogena tricolor Bigot, 1891: 377. Holotype male (BMNH, not lost as suspected by Crosskey 1971: 296). Type locality: Côte d’Ivoire, Assinie.

verittus. Incorrect subsequent spelling of *verritus* Walker, 1849 (Mesnil 1958: 251). Undescribed sp.: Madagascar (TAU, examined by PC).

Tribe GONIINI

Genus *AGAEDIOXENIS* Villeneuve, 1939

GAEDIOXENIS Villeneuve, 1937: 206. *Nomen nudum* (proposed after 1930 without designation of type species from two included species).

GAEDIOXENIS Villeneuve, 1939: 1. *Nomen nudum* (proposed after 1930 without designation of type species from two included species).

AGAEDIOXENIS Villeneuve, 1939: 2 (as subgenus of *Gaedioxenis* Villeneuve, 1937 [*nomen nudum*]). Type species: *Gaedioxenis (Agaedioxenis) brevicornis* Villeneuve, 1939, by monotypy

GAEDIOXENIS Townsend, 1943a: 335. Type species: *Gaedioxenis setifrons* Villeneuve, 1937, by original designation.

Note: Villeneuve (1937) described the genus *Gaedioxis* with two new species, then two years later Villeneuve (1939) added another new species to the genus and created for it the new subgenus *Agaedioxis*. The name *Gaedioxis* was a *nomen nudum* in both publications but *Agaedioxis* was validly proposed in the second. The valid name of the genus is thus *Agaedioxis*, as explained in more detail by Cerretti et al. (2015: 502) in their revision of *Agaedioxis* Villeneuve, 1939 and *Eugaedioxis* Cerretti, O'Hara & Stireman, 2015.

brevicornis (Villeneuve, 1939).—Afrotropical: South Africa, Zimbabwe.

Gaedioxis (Agaedioxis) brevicornis Villeneuve, 1939: 1. Holotype male (BMNH). Type locality: Zimbabwe, Mutare [as “Umtali”] District.

Gaedioxis propinqua Villeneuve, 1939: 2. Holotype female (not located). Type locality: South Africa, KwaZulu-Natal.

Note: The relative priority of *Gaedioxis (Agaedioxis) brevicornis* Villeneuve, 1939 and *Gaedioxis propinqua* Villeneuve, 1939, when the two are treated as synonyms, was established by Cerretti et al. (2015: 506), as the First Reviser (Article 24.2.2 of the *Code*, ICZN 1999).

kirkspriigsi Cerretti, O'Hara & Stireman, 2015.—Afrotropical: South Africa.

Agaedioxis kirkspriigsi Cerretti, O'Hara & Stireman in Cerretti et al., 2015: 507. Holotype male (NMB). Type locality: South Africa, Free State, Harrismith, Mooihekkop, ca. 1800m (28°10'50.0"S 29°10'51.1"E).

setifrons (Villeneuve, 1937).—Afrotropical: South Africa.

Gaedioxis setifrons Villeneuve, 1937a: 207. Holotype female (CNC). Type locality: South Africa, Western Cape, Stellenbosch.

succulentus Cerretti, O'Hara & Stireman, 2015.—Afrotropical: South Africa.

Agaedioxis succulentus Cerretti, O'Hara & Stireman in Cerretti et al., 2015: 507. Holotype male (MZUR). Type locality: South Africa, Western Cape, Ceres Bergfynbos Reserve, 459m (33°23'1.91"S 19°17'20.16"E).

timidus Cerretti, O'Hara & Stireman, 2015.—Afrotropical: South Africa.

Agaedioxis timidus Cerretti, O'Hara & Stireman in Cerretti et al., 2015: 508. Holotype male (CNC). Type locality: South Africa, Western Cape, Cape Town.

Genus **BLEPHARELLA** Macquart, 1851

BLEPHARELLA Macquart, 1851b: 176 [also 1851b: 203]. Type species: *Blepharella lateralis* Macquart, 1851, by original designation [Oriental].

PODOMYIA Brauer & Bergenstamm, 1889: 96 [also 1890: 28]. Type species: *Eurigaster setosa* Doleschall, 1858 (= *Blepharella lateralis* Macquart, 1851), by monotypy [Oriental].

CONGOCHRYSOSOMA Townsend, 1916a: 174. Type species: *Congochrysosoma snyderi* Townsend, 1916, by original designation.

PHRYXOSTURMIA Townsend, 1927c: 68. Type species: *Phryxosturmia jacobsoni* Townsend, 1927 (= *Blepharella lateralis* Macquart, 1851), by original designation [Oriental].

AFROSTURMIA Curran, 1927f: 126. Type species: *Afrostormia orbitalis* Curran, 1927, by original designation. **Syn. n.**

APILIA Malloch, 1930a: 345. Type species: *Apilia cilifera* Malloch, 1930 [= *Blepharella lateralis* Macquart, 1851], by original designation [Australasian].

PUJOLINA Mesnil, 1968b: 2. Type species: *Pujolina bicolor* Mesnil, 1968, by original designation.

Note: Macquart (1851b: 177 [also 1851b: 204]) noted, about his new genus *Blepharella*, “Le type est asiatique”. This statement is accepted as a type species designation for *Blepharella* of the single included species from India, *Blepharella lateralis* Macquart.

Afrostormia Curran, 1927 was treated as a monotypic genus by Crosskey (1980b: 867) but is here placed in synonymy with *Blepharella* Macquart, 1851.

abana (Curran, 1927).—Afrotropical: Angola, Tanzania.

Sturmia abana Curran, 1927f: 122. Holotype male (BMNH). Type locality: Tanzania, Morogoro.

alacris (Curran, 1927).—Afrotropical: Malawi, Nigeria, Tanzania.

Sturmia alacris Curran, 1927f: 123. Holotype male (BMNH). Type locality: Tanzania, Morogoro.

analis (Curran, 1927).—Afrotropical: D.R. Congo, Kenya, Somalia, Tanzania, Zimbabwe.

Sturmia analis Curran, 1927f: 120. Holotype male (BMNH). Type locality: Kenya, Narok [as “Narok, Masai Reserve”, ca. 1°5'S 35°52'E].

arrogans (Curran, 1927).—Afrotropical: D.R. Congo.

Sturmia arrogans Curran, 1927c: 16. Holotype male (AMNH). Type locality: D.R. Congo, Orientale, Kisangani [as “Stanleyville”].

atricauda Mesnil, 1970.—Afrotropical: Zimbabwe.

Blepharella (Congochryosoma) atricauda Mesnil, 1970b: 97. Holotype male (CNC). Type locality: Zimbabwe, Hurungwe [as “Urungwe”], Gota Gota.

aurifrons (Villeneuve, 1916).—Afrotropical: D.R. Congo, Kenya, Malawi, Sierra Leone, South Africa, Tanzania, Uganda.

Sturmia (Crossocosmia) aurifrons Villeneuve, 1916c: 475. Syntypes, males and females (SAMC [1 male examined by JEOH], other unspecified collections [as “etc.”]). Type localities: Malawi (Mt. Mlanje [as “Mt. Mlanje”]), Sierra Leone, South Africa (KwaZulu-Natal, Mfongosi [as “M’fongosi, Zululand”, ca. 28°43'S 30°49'E]), and Uganda.

bicolor (Mesnil, 1968).—Afrotropical: C.A. Republic, D.R. Congo.

Pujolina bicolor Mesnil, 1968b: 3. Holotype female (MNHN). Type locality: C.A. Republic.

carbonata Mesnil, 1952.—Afrotropical: D.R. Congo.

Blepharella (Blepharella) setigera carbonata Mesnil, 1952c: 235. Holotype, unspecified sex [male, see Cooper and O'Hara 1996: 18] (CNC). Type locality: D.R. Congo, Nord-Kivu, Kabasha [Escarpment], “Chambi” [probably Tshambi, ca. 0°44'S 29°13'E].

chionaspis (Bezzi, 1908).—Afrotropical: D.R. Congo.

Winthemia chionaspis Bezzi, 1908c: 382. Holotype male (?IRSNB). Type locality: D.R. Congo, Orientale [as “Haut-Congo”].

confusa Mesnil, 1952.—Afrotropical: South Africa.

Blepharella (Blepharella) setigera confusa Mesnil, 1952c: 235. Holotype male (CNC). Type locality: South Africa.

Note: Mesnil (1952c: 235) gave the type locality of *Blepharella setigera confusa* as South Africa. The holotype has a label with a place name but the name is partly obscured by a spot of black ink and is unreadable.

erebiae Mesnil, 1970.—Afrotropical: Malawi.

Blepharella (Congochryosoma) erebiae Mesnil, 1970b: 96. Holotype female (CNC). Type locality: Malawi, Mt. Mulanje [as “Mt. Mlanje”].

fallaciosa Mesnil, 1970.—Afrotropical: Uganda.

Blepharella (Congochryosoma) fallaciosa Mesnil, 1970b: 96. Holotype male (CNC). Type locality: Uganda, Entebbe.

fascipes (Villeneuve, 1943).—Afrotropical: D.R. Congo, Ethiopia, South Africa.

Sturmia fascipes Villeneuve, 1943a: 37. Holotype male (CNC). Type locality: D.R. Congo, Katanga, Sankisia.

fuscicosta (Curran, 1927).—Afrotropical: D.R. Congo, Ghana, Guinea, Malawi, Uganda.

Sturmia (Crossocosmia) fuscicosta Curran, 1927a: 10. Holotype male (AMNH). Type locality: D.R. Congo, Orientale, Kisangani [as “Stanleyville”].

fuscipennis Mesnil, 1952.—Afrotropical: D.R. Congo.

Blepharella (Blepharella) fuscipennis Mesnil, 1952c: 235. Holotype male (CNC). Type locality: D.R. Congo, Orientale, Penghe [near Mambasa, 1°22'24"N 29°4'34"E].

grandis (Curran, 1927).—Afrotropical: D.R. Congo.

Sturmia grandis Curran, 1927a: 13. Holotype male (AMNH). Type locality: D.R. Congo, Orientale, Kisangani [as “Stanleyville”].

haemorrhhoa Mesnil, 1970.—Afrotropical: Madagascar.

Blepharella (Congochryosoma) haemorrhhoa Mesnil, 1970b: 95. Holotype male (MNHN). Type locality: Madagascar, Toliara, Andronobe.

hova Mesnil, 1952.—Afrotropical: Madagascar, South Africa.

Blepharella (Blepharella) hova Mesnil, 1952c: 235. Holotype male (MNHN). Type locality: Madagascar, “Merinon” [not located].

imitator (Curran, 1927).—Afrotropical: D.R. Congo, Uganda.

Sturmia imitator Curran, 1927a: 13. Holotype male (AMNH). Type locality: D.R. Congo, Orientale, Kisangani [as “Stanleyville”].

instabilis (Curran, 1927).—Afrotropical: Malawi, South Africa.

Sturmia instabilis Curran, 1927f: 124. Holotype male (SANC). Type locality: South Africa, KwaZulu-Natal, Port Shepstone.

intensica (Curran, 1927).—Afrotropical: D.R. Congo.

Sturmia (Crossocosmia) intensica Curran, 1927a: 17. Lectotype male (AMNH), by designation of Arnaud (1963: 129). Type locality: D.R. Congo, Orientale, Kisangani [as “Stanleyville”].

laetabilis (Curran, 1927).—Afrotropical: D.R. Congo, Ghana, Nigeria, Sierra Leone.
Sturmia laetabilis Curran, 1927f: 112, 114. Syntypes, 3 males and 2 females (AMNH). Type locality: D.R. Congo, Orientale, Kisangani [as “Stanleyville”].

Note: Authorship of *Sturmia laetabilis* was attributed to Villeneuve (1933: 279) by Crosskey (1980b: 868). However, the characters given for *S. laetabilis* by Curran (1927f) in his key to the African species of *Sturmia* (pp. 112 [male], 114 [female]) validate the name from this work. Curran (1927f: 126) cited the author as “Villeneuve (in litt.)”, but the descriptive details given for this species were his own: “I have several specimens from the Belgian Congo determined by Villeneuve, but have seen no description”. Curran (1928b) keyed *S. laetabilis* (pp. 389, 391) and treated it in his text (p. 394), again with Villeneuve as author, and cited 3 males and 2 females from “Stanleyville”. These specimens are assumed to be the same as those examined by Curran (1927f) and thus are accepted as the original syntypes of *S. laetabilis*. Villeneuve (1933: 279) gave characters to separate “*Sturmia rubricosa* n. sp.” and “*Sturmia laetabilis*” but interestingly did not name the latter as a new species nor cite it with an author’s name. No locality data was provided by Villeneuve for *S. laetabilis*. The distribution of *Blepharella laetabilis* (Curran) is recognized here as the type locality in D.R. Congo and the three countries listed for the species by Crosskey (1980b): Ghana, Nigeria, and Sierra Leone.

lodosi Mesnil, 1968.—Afrotropical: Ghana.

Blepharella (Congochrysosoma) lodosi Mesnil, 1968b: 1. Holotype male (CNC).
 Type locality: Ghana, Tafo [suburb of Kumasi].

melita (Curran, 1927).—Afrotropical: D.R. Congo.

Sturmia melita Curran, 1927c: 12. Holotype male (AMNH). Type locality: D.R. Congo, Orientale, Kisangani [as “Stanleyville”].

neglecta Mesnil, 1968.—Afrotropical: D.R. Congo.

Blepharella (Congochrysosoma) neglecta Mesnil, 1968b: 2. Holotype male (CNC).
 Type locality: D.R. Congo, Nord-Kivu, Walikale [ca. 1°25'S 28°00'E].

oldi Mesnil, 1952.—Afrotropical: Malawi.

Blepharella (Blepharella) oldi Mesnil, 1952c: 235. Holotype male (CNC). Type locality: Malawi, “Ruo” (“Aluona Ruo Dist” according to label data, Cooper and O’Hara 1996: 18; likely somewhere in the Shire Valley of the former Ruo District, ca. 17°S 35°E [given as Ruo, Tanzania by O’Hara 1996: 150 and Cooper and O’Hara 1996: 18, in error]).

orbitalis (Curran, 1927).—Afrotropical: Ghana. **Comb. n.**

Afrostormia orbitalis Curran, 1927f: 127. Holotype male (BMNH). Type locality: Ghana, Ashanti.

Note: *Afrostormia orbitalis* Curran, 1927 was treated as the sole species of *Afrostormia* by Crosskey (1980b: 867) but is moved here to *Blepharella* Macquart, 1851.

pellucida Mesnil, 1970.—Afrotropical: D.R. Congo.

Blepharella (Congochrysosoma) pellucida Mesnil, 1970b: 98. Holotype male (CNC).
 Type locality: D.R. Congo, Équateur, Lulonga [ca. 0°37'N 18°22'E].

perfidia Mesnil, 1970.—Afrotropical: D.R. Congo.

Blepharella (Congochrysosoma) perfidia Mesnil, 1970b: 96. Holotype male (CNC).
 Type locality: D.R. Congo, Katanga, Kafakumba [ca. 9°41'N 23°46'E].

picturata (Curran, 1927).—Afrotropical: Kenya, Uganda.

Sturmia picturata Curran, 1927f: 122. Holotype female (BMNH). Type locality: Uganda, “Kukedi” [not located].

rex (Curran, 1927).—Afrotropical: D.R. Congo, Tanzania, Uganda.

Sturmia rex Curran, 1927a: 14. Holotype male (AMNH). Type locality: D.R. Congo, Orientale, Kisangani [as “Stanleyville”].

rubricosa (Villeneuve, 1933).—Afrotropical: Malawi.

Sturmia rubricosa Villeneuve, 1933: 279. Syntypes, males (“plusieurs”) and 1 female (not located). Type locality: Malawi.

ruficauda Mesnil, 1952.—Afrotropical: South Africa.

Blepharella (Blepharella) setigera ruficauda Mesnil, 1952c: 235. Holotype male (CNC). Type locality: South Africa, Gauteng, Sydenham.

setifacies (Curran, 1927).—Afrotropical: D.R. Congo, Uganda.

Sturmia setifacies Curran, 1927c: 12. Holotype male (AMNH). Type locality: D.R. Congo, Orientale, Kisangani [as “Stanleyville”].

Sturmia femineum Curran, 1927c: 14. Holotype female (AMNH). Type locality: D.R. Congo, Orientale, Kisangani [as “Stanleyville”].

Winthemia orbitalis Villeneuve, 1934d: 68 (junior secondary homonym of *Afrostermia orbitalis* Curran, 1927). Holotype male (CNC). Type locality: D.R. Congo, Nord-Kivu, “Moko Lesse” (“Moko” is “Moho” on the locality label of the holotype, Cooper and O'Hara 1996: 77) [Lesse at ca. 0°45'N 29°46'E, Moho (or Moko) is presumed to be nearby].

Blepharella (Congochrysosoma) erronea Mesnil, 1970b: 95 (*nomen novum* for *Winthemia orbitalis* Villeneuve, 1934).

Note: The relative priority of *Sturmia setifacies* Curran, 1927 and *Sturmia femineum* Curran, 1927, when the two are treated as synonyms, was established by Crosskey (1980b: 868), as the First Reviser (Article 24.2.2 of the *Code*, ICZN 1999).

setigera (Corti, 1895).—Afrotropical: “widespread Afrotrop. Reg.” (Crosskey 1980b: 869), including D.R. Congo, Ethiopia, Kenya, Malawi, Nigeria, Sierra Leone, Uganda. Palaearctic: M. East (M. East [Iran, Zeegers and Majnon Jahromi 2015: 539]).

Podomyia setigera Corti, 1895: 135. Type(s), male (?MCSN). Type locality: Ethiopia, Jubba River, “Arussi Galla, Ganale Guddà” [most likely a valley of the upper Ganale River, a tributary of the Jubba River on the eastern edge of the Arussi and Bale Mountains, ca. 7°0'N 40°30'E].

setigena. Incorrect subsequent spelling of *setigera* Corti, 1895 (Zeegers and Majnon Jahromi 2015: 540, etc.).

seydeli (Mesnil, 1949).—Afrotropical: D.R. Congo.

Zygobothria seydeli Mesnil, 1949a: 92. Holotype male (MRAC). Type locality: D.R. Congo, Katanga, Lubumbashi [as “Elisabethville”].

snyderi (Townsend, 1916).—Afrotropical: D.R. Congo, Ghana, Guinea, Kenya, Malawi, Nigeria, Tanzania, Uganda.

Congochrysosoma snyderi Townsend, 1916a: 174. Holotype female (USNM). Type locality: D.R. Congo, Kasai-Occidental, Luebo.

Sturmia currani Villeneuve, 1933: 279 (named for *Sturmia versatilis* of Curran, 1927f, 1928b, not Villeneuve, 1910a). Syntypes, females (“plusieurs”) (not located). Type localities: D.R. Congo and Malawi.

Sturmia versatilis of Curran (1927f: 125, 1928b: 394), not Villeneuve, 1910. Misidentification (Villeneuve 1933: 279).

vasta (Karsch, 1886).—Afrotropical: Angola, Uganda.

Tachina vasta Karsch, 1886b: 341. Holotype, unspecified sex [female, examined by JEOH] (ZMHB). Type locality: Angola, Pungo Andongo.

versatilis (Villeneuve, 1910).—Afrotropical: D.R. Congo, Malawi, Nigeria, Sudan. Palearctic: ?N. Africa (NE. Africa) (see note).

Sturmia versatilis Villeneuve, 1910a: 253. Type(s), male (1 male in CNC). Type locality: D.R. Congo (as “Congo”, p. 249).

versatilis. Incorrect subsequent spelling of *versatilis* Villeneuve, 1910 (Curran 1928b: 389).

Note: Villeneuve (1910a) described four species from “Congo”. Curran (1927f: 122) treated one of them (*Sturmia aureiventris* Villeneuve, 1910) as described from D.R. Congo (as “Belgian Congo”), and used “Belgian Congo” and “Congo” interchangeably in this work and some others. We think it likely that Villeneuve (1910a), like Curran, used “Congo” in the sense of present-day D.R. Congo. However, Crosskey (1980b) interpreted Villeneuve’s Congo as the present-day country of Congo. Villeneuve’s (1913c: 29) record of *Sturmia versatilis* Villeneuve, 1910 from Egypt, based on a male in BMNH, needs confirmation.

vivax (Curran, 1927).—Afrotropical: D.R. Congo, Nigeria.

Sturmia vivax Curran, 1927a: 15. Holotype male (AMNH). Type locality: D.R. Congo, Orientale, Kisangani [as “Stanleyville”].

vulnerata (Curran, 1927).—Afrotropical: D.R. Congo.

Sturmia vulnerata Curran, 1927c: 13. Holotype male (AMNH). Type locality: D.R. Congo, Orientale, Kisangani [as “Stanleyville”].

xanthaspis Mesnil, 1970.—Afrotropical: South Africa.

Blepharella (*Congochrysosoma*) *xanthaspis* Mesnil, 1970b: 97. Holotype male (CNC). Type locality: South Africa, KwaZulu-Natal, Eshowe [as “Eshova”, misprint].

Genus *BLEPHARELLINA* Mesnil, 1952

BLEPHARELLINA Mesnil, 1949b: 104. *Nomen nudum* (proposed after 1930 without designation of type species; no included species) (see Evenhuis and O’Hara 2008: 65).

BLEPHARELLINA Mesnil, 1950c: 105 (as subgenus of *Blepharella* Macquart, 1851). *Nomen nudum* (proposed after 1930 without designation of type species; no included species) (see Evenhuis and O’Hara 2008: 65).

BLEPHARELLINA Mesnil, 1952c: 234 (as subgenus of *Blepharella* Macquart, 1851).
Type species: *Blepharella* (*Blepharellina*) *picta* Mesnil, 1952, by monotypy (see Evenhuis and O'Hara 2008: 65).

picta (Mesnil, 1952).—Afrotropical: Nigeria.

Blepharella (*Blepharellina*) *picta* Mesnil, 1952: 234. Holotype, unspecified sex [female, see Cooper and O'Hara 1996: 18] (CNC). Type locality: Nigeria, Oshogbo.

Genus **BLEPHARIPA** Rondani, 1856

BLEPHARIPA Rondani, 1856: 71. Type species: *Erycia ciliata* Macquart, 1834 (as “*Masicera ciliata* Macq.”) (= *Tachina pratensis* Meigen, 1824), by original designation.

BLEPHARIPODA Brauer & Bergenstamm, 1889: 96 [also 1890: 28] (junior homonym of *Blepharipoda* Randall, 1840). Type species: *Nemoraea scutellata* Robineau-Desvoidy, 1830 (= *Tachina pratensis* Meigen, 1824), by monotypy.

pratensis (Meigen, 1824).—Misidentification, not Afrotropical [known from Palearctic Region].

Note: An unknown species was recorded as “*Sturmia scutellata*, Desvoidy” (originally described as *Nemoraea scutellata* Robineau-Desvoidy, 1830, currently a synonym of *Tachina pratensis* Meigen, 1824) from Uganda by Curran (1927f: 123). Misidentification (not recorded from the Afrotropical Region by Crosskey 1980b, Herting and Dely-Draskovits 1993: 249).

Genus **BRACHYCHAETOIDES** Mesnil, 1970

BRACHYCHAETOIDES Mesnil, 1970b: 109 (as subgenus of *Chlorolydella* Townsend, 1933). Type species: *Chlorolydella* (*Brachychaetoides*) *varipes* Mesnil, 1970 (= *Archiclops africanum* Mesnil, 1968), by original designation.

Note: *Brachychaetoides* Mesnil, 1970 was treated as a synonym of *Chlorolydella* Townsend, 1933 by Crosskey (1980b: 877). It was later recognized as a genus by Crosskey (1984: 201, 295) with single species *Brachychaetoides africanum* (Mesnil, 1968).

africanum (Mesnil, 1968).—Afrotropical: Tanzania.

Archiclops africanum Mesnil, 1968b: 6. Holotype male (SMNS). Type locality: Tanzania, southwest side of Mt. Kilimanjaro [as “Kilimandjaro”], 3500m.

Chlorolydella (*Brachychaetoides*) *varipes* Mesnil, 1970b: 109. Holotype male (MNHN). Type locality: Tanzania, Mt. Kilimanjaro [as “Kilimandjaro”], 2800–3000m.

Note: *Chlorolydella varipes* Mesnil, 1970 was synonymized with *Archiclops africanum* Mesnil, 1968 by Crosskey (1984: 201, 295). *Archiclops africanum* was earlier treated as a species of *Gymnophryxe* Villeneuve, 1922 by Crosskey (1980b: 878).

violacea (Curran, 1927).—Afrotropical: Kenya. **Comb. n.**

Campylochaeta violacea Curran, 1927d: 337. Holotype male (BMNH). Type locality: Kenya, Kabete [ca. 1°16'S 36°43'E, near Nairobi].

Note: *Campylochaeta violacea* Curran, 1927 was treated as a species of *Chlorolydella* Townsend, 1933 by Crosskey (1980b: 877, 1984: 286) but is moved here to *Brachychaetoides* Mesnil, 1970.

Undescribed spp.: Kenya (TAU), Malawi (TAU), South Africa (MZUR, NMB) (examined by PC).

Genus **CADURCIA** Villeneuve, 1926

CADURCIA Villeneuve, 1926c: 243. Type species: *Masicera casta* Rondani, 1861, by subsequent designation of Townsend (1936b: 256) [Palaeartic].

ARGYROPHYLACOIDES Townsend, 1933: 477. Type species: *Degeeria zetterstedtii* Karsch, 1886, by original designation.

auratocauda (Curran, 1934).—Afrotropical: Côte d'Ivoire, D.R. Congo, Ghana, Nigeria, Sierra Leone.

Sturmia auratocauda Curran, 1934b: 2. Holotype male (BMNH). Type locality: Nigeria, Ibadan.

borbonensis Villeneuve, 1926.—Afrotropical: Réunion.

Cadurcia borbonensis Villeneuve, 1926c: 245. Syntypes, 4 males (1 male in CNC, 1 male in NHMW). Type localities: Réunion and “un ♂ de la collection Strobl (d'où?)”.

depressa Villeneuve, 1926.—Afrotropical: D.R. Congo.

Cadurcia depressa Villeneuve, 1926c: 244. Syntypes, 2 males (1 male in CNC). Type locality: D.R. Congo, Katanga, Kayombo.

fascicauda (Curran, 1934).—Afrotropical: South Africa.

Sturmia fascicauda Curran, 1934b: 3. Holotype male (SANC). Type locality: South Africa, Eastern Cape, East London.

lucens Villeneuve, 1926.—Afrotropical: Malawi, Mauritius, Nigeria, South Africa, Uganda.

Cadurcia lucens Villeneuve, 1926c: 244. Lectotype male (BMNH), by designation of Crosskey (1976: 265). Type locality: Nigeria, Ilorin.

Masicera casta of authors (e.g., Verbeke 1970: 272, as “*Cadurcia casta*”; Crosskey 1980b: 860, under “*Cadurcia lucens*”), not Rondani, 1861. Misidentification (see note).

Note: Crosskey (1980b: 869) included *Cadurcia vanderwulpi* Baranov, 1938 (described from India) in synonymy with *Cadurcia lucens* Villeneuve, 1926, but we have followed Herting and Dely-Draskovits (1993: 245) in treating the former as a valid name. Similarly, we have followed Herting and Dely-Draskovits (1993: 243) in treating *C. casta* (Rondani, 1861) as a strictly Palaeartic species and not as a questionable synonym of *C. lucens* as listed by Crosskey (1980b: 869). If *C. casta* and *C. lucens* are conspecific then the former name has priority.

mesnili Verbeke, 1962.—Afrotropical: D.R. Congo.

Cadurcia mesnili Verbeke, 1962b: 53. Holotype male (IRSNB). Type locality: D.R. Congo, Nord-Kivu, Parc National des Virunga [as “P.N.A”, former Parc National Albert], Goma-Sake route, Buheno.

plutellae van Emden, 1942.—Afrotropical: Kenya.

Cadurcia plutellae van Emden, 1942: 223. Holotype male (BMNH). Type locality: Kenya, Nairobi.

semiviolacea Villeneuve, 1926.—Afrotropical: South Africa.

Cadurcia semiviolacea Villeneuve, 1926c: 245 (as “*semiviolacea* (B. B. i. litt.)”). Syntypes, 2 females (NHMW). Type locality: South Africa, Western Cape, Cape of Good Hope [as “Cap”].

Note: Villeneuve (1926c: 245) wrote that *Cadurcia semiviolacea* was “Représenté par 2 ♀♀ dans la collection v. Winthem du Muséum de Vienne”. Villeneuve began the next paragraph with “Ces deux ♂♂”, which was a lapsus for two females. The two female syntypes in NHMW were examined by JEOH.

versicauda (Curran, 1934).—Afrotropical: Angola, South Africa, Tanzania.

Sturmia versicauda Curran, 1934b: 4. Holotype male (BMNH). Type locality: South Africa, KwaZulu-Natal, Weenen [as “Wernen”, ca. 28°51'S 30°4'E].

vinsoni Mesnil, 1952.—Afrotropical: Mauritius.

Cadurcia vinsoni Mesnil, 1952c: 214. Holotype, unspecified sex (BMNH). Type locality: Mauritius, Chebel.

zetterstedtii (Karsch, 1886).—Afrotropical: Angola, Congo, Guinea, Nigeria, Senegal, Yemen.

Degeeria zetterstedtii Karsch, 1886b: 342. Holotype, unspecified sex [female, examined by JEOH] (ZMHB). Type locality: Angola, Pungo Andongo.

Sturmia albicauda Curran, 1934b: 3. Holotype male (AMNH). Type locality: Congo, “on board ship off Loango”.

albicauda. Incorrect original spelling of *albicauda* Curran, 1934 (Curran 1934b: 1).

Note: There are two original spellings for *Sturmia albicauda* in Curran (1934b): *albocauda* in the key (p. 1) and *albicauda* in the species header (p. 3). The correct original spelling was selected as *albicauda* by Crosskey (1980b: 869), as the First Reviser (Article 24.2.3 of the Code, ICZN 1999).

Possibly undescribed spp.: Yemen, as “*Cadurcia* sp. 1 cf. *fascicauda*” and “*Cadurcia* sp. 2” (Zeegers 2007: 378).

Genus *CHAETOSTURMIA* Villeneuve, 1915

CHAETOSTURMIA Villeneuve, 1915b: 193. Type species: *Chaetosturmia barbata* Villeneuve, 1915, by monotypy.

barbata Villeneuve, 1915.—Afrotropical: Madagascar.

Chaetosturmia barbata Villeneuve, 1915b: 194. Holotype male (NHMW). Type locality: Madagascar.

Genus *CHLOROLYDELLA* Townsend, 1933

CHLOROLYDELLA Townsend, 1933: 473. Type species: *Chlorolydella caffrariae* Townsend, 1933, by original designation.

CHLOROPHRYNO Townsend, 1933: 478. Type species: *Gymnochaeta glauca* Karsch, 1886 (as "*Gymnochaeta glauca*"), by original designation.

Note: The relative priority of *Chlorolydella* Townsend, 1933 and *Chlorophryno* Townsend, 1933, when the two are treated as synonyms, was established by Mesnil (1954b: 347), as the First Reviser (Article 24.2.2 of the *Code*, ICZN 1999). Mesnil did not mention *Chlorophryno* but effectively synonymized it with *Chlorolydella* by placing its type species, *Gymnochaeta glauca* Karsch, 1886, in *Chlorolydella*.

bequaerti (Curran, 1940).—Afrotropical: Uganda.

Phorocera bequaerti Curran, 1940: 6. Holotype female (AMNH). Type locality: Uganda, Behungi [as "Behunge" in error, Arnaud 1963: 124, ca. 1°17'S 29°48'E].

caffrariae Townsend, 1933.—Afrotropical: South Africa, Tanzania, Uganda, Zimbabwe. *Chlorolydella caffrariae* Townsend, 1933: 474. Holotype male (NHRS). Type locality: South Africa, "Caffraria" (also known as "Kaffraria", a former region in Eastern Cape).

? *Stomatomya metallica* Villeneuve, 1916c: 475 (junior secondary homonym of *Campylochaeta metallica* Bezzi, 1908 and *Phorocera metallica* Becker, 1909). Syntypes, unspecified number and including at least 1 male (CNC, SAMC [not located by JEOH]). Type localities: South Africa (KwaZulu-Natal, Durban; KwaZulu-Natal, Mfongosi [as "M'fongosi, Zululand"]) and Zimbabwe (Harare [as "Salisbury"]).

glauca (Karsch, 1886).—Afrotropical: Angola, Burundi, Eritrea, Kenya, South Africa (**new record**, NMDA [PC]), Tanzania, Uganda.

Gymnochaeta glauca Karsch, 1886b: 339. Syntypes, two specimens of unspecified sex [females, examined by JEOH] (ZMHB). Type locality: Angola, Pungo Andongo (not "West Tanganyika" [i.e., Tanzania] as cited by Townsend 1933: 478, in error).

Campylochaeta metallica Bezzi, 1908b: 57. Holotype male (not located, not among the labelled types of Bezzi in MSNM examined by Arnaud 1982). Type locality: Eritrea, near Adi Keyh [also as Adi Kaie and other spellings, published as "Adi Caiè", ca. 14°51'N 39°22'E].

Note: Townsend (1933: 478) mentioned the "Female holotype" of *Gymnochaeta glauca* Karsch, 1886 in ZMHB but did not restrict the term holotype to one of the two females in the type series and hence did not fix a lectotype.

metallica (Becker, 1909).—Afrotropical: Kenya.

Phorocera metallica Becker, 1909a: 117 (junior secondary homonym of *Campylochaeta metallica* Bezzi, 1908; not renamed while *Campylochaeta metallica* is in synonymy with *Chlorolydella glauca* (Karsch, 1886)). Holotype female (MNHN). Type locality: Kenya [as "Afrique orientale anglaise; Escarpment", interpreted as Kenya by Crosskey 1980b: 877].

Note: The description of *Phorocera metallica* Becker, 1909 was repeated in Becker (1910a: 26) under the heading “*Phorocera metallica*, n. sp. ♀”.

pallidipes (Curran, 1927).—Afrotropical: Kenya.

Campylochaeta pallidipes Curran, 1927d: 338. Holotype male (not located). Type locality: Kenya, Kabete [ca. 1°16'S 36°43'E, near Nairobi].

schistacea Mesnil, 1955.—Afrotropical: Rwanda, South Africa.

Chlorolydella schistacea Mesnil, 1955: 365. Holotype, unspecified sex [male, see Cooper and O'Hara 1996: 24] (CNC). Type locality: Rwanda, Volcan Visoke [also known as Bisoke; published as “Bishoke”], Kibga, 2400m [ca. 1°29'S 29°31'E].

trochanterata (Villeneuve, 1934).—Afrotropical: South Africa.

Pales trochanterata Villeneuve, 1934c: 408. Syntypes, 2 males (not located). Type locality: South Africa.

venusta (Curran, 1928).—Afrotropical: Burundi, Kenya, Tanzania, Uganda.

Phorocera venusta Curran, 1928a: 238. Holotype male (BMNH). Type locality: Uganda, Rwenzori Range [as “Mount Ruwenzori”].

Genus ***DOLICHOCOLON*** Brauer & Bergenstamm, 1889

DOLICHOCOLON Brauer & Bergenstamm, 1889: 100 [also 1890: 32]. Type species: *Dolichocolon paradoxum* Brauer & Bergenstamm, 1889, by monotypy.

Note: A world revision of *Dolichocolon* Brauer & Bergenstamm, 1889 was published by Cerretti and Shima (2011).

africanum Mesnil, 1968.—Afrotropical: D.R. Congo, South Africa, Tanzania.

Dolichocolon africanum Mesnil, 1968c: 176. Holotype male (CNC). Type locality: D.R. Congo, Nord-Kivu, Rwindi, 1000m [ca. 0°47'S 29°17'E].

basilewskyi Cerretti & Shima, 2011.—Afrotropical: Uganda.

Dolichocolon basilewskyi Cerretti & Shima, 2011: 557. Holotype male (MRAC). Type locality: Uganda, Bugiri, 1400m (1°04'N 33°43'E).

bequaerti Cerretti & Shima, 2011.—Afrotropical: D.R. Congo.

Dolichocolon bequaerti Cerretti & Shima, 2011: 556. Holotype male (MRAC). Type locality: D.R. Congo, Katanga, Kunda (7°15'S 28°27'E).

caudatum Cerretti & Shima, 2011.—Afrotropical: Senegal.

Dolichocolon caudatum Cerretti & Shima, 2011: 561. Holotype male (SMNS). Type locality: Senegal, Simenti (13°02'N 13°18'W), Maribor.

crosskeyi Cerretti & Shima, 2011.—Afrotropical: Angola, Zimbabwe.

Dolichocolon crosskeyi Cerretti & Shima, 2011: 565. Holotype male (BMNH). Type locality: Zimbabwe, Chikurubi (17°47'S 31°12'E).

elegans Cerretti & Shima, 2011.—Afrotropical: D.R. Congo.

Dolichocolon elegans Cerretti & Shima, 2011: 553. Holotype male (MRAC). Type locality: D.R. Congo, Katanga, Lubumbashi.

meii Cerretti & Shima, 2011.—Afrotropical: Ethiopia.

Dolichocolon meii Cerretti & Shima, 2011: 554. Holotype male (MZUR). Type locality: Ethiopia, El Banno, 1250m (4°51'0.05"N 37°23'59.96"E).

mesnili Cerretti & Shima, 2011.—Afrotropical: D.R. Congo.

Dolichocolon mesnili Cerretti & Shima, 2011: 560. Holotype male (CNC). Type locality: D.R. Congo, Katanga, Lubumbashi.

paradoxum Brauer & Bergenstamm, 1889.—Afrotropical: D.R. Congo, Mozambique. Palearctic: Europe (W. Eur., SW. Eur., SC. Eur., SE. Eur.), M. East (all), Transcaucasia.

Dolichocolon paradoxum Brauer & Bergenstamm, 1889: 100, 165 [also 1890: 32, 97]. Holotype male [not lectotype male as inferred by O'Hara et al. 2009: 106, see Cerretti and Shima 2011: 555] (NHMW). Type locality: Croatia, Dalmacija [as "Dalmatien"].

Note: Cerretti and Shima (2011: 555–556) redescribed *Dolichocolon paradoxum* Brauer & Bergenstamm, 1889 and reevaluated its distribution. These authors noted that *D. paradoxum* had been misidentified from South Africa in Crosskey (1980b: 877) and its presence in eastern Asia as recorded in O'Hara et al. (2009: 106) and elsewhere is suspect (Cerretti and Shima 2011: 556).

paravicinum Cerretti & Shima, 2011.—Afrotropical: Nigeria, South Africa, Yemen.

Dolichocolon paravicinum Cerretti & Shima, 2011: 571. Holotype male (RMNH). Type locality: Yemen, 12km northwest of Manākhah (15°04'19"N 43°44'27"E according to Zeegers 2009: 371).

Note: The holotype of *Dolichocolon paravicinum* Cerretti & Shima, 2011 is one of the specimens from Yemen that Zeegers (2007: 384) examined and cited as "*Dolichocolon* sp.". Specimens of *D. paravicinum* from Uganda were misidentified as *Dolichocolon vicinum* Mesnil, 1968 in Crosskey (1980b: 877). *Dolichocolon vicinum* is currently regarded as a strictly Oriental species (Cerretti and Shima 2011: 569–571).

rude Cerretti & Shima, 2011.—Afrotropical: Cameroon, Côte d'Ivoire, D.R. Congo, South Africa.

Dolichocolon rude Cerretti & Shima, 2011: 558. Holotype male (NMDA). Type locality: Cameroon, Kassei (10°31'N 14°46'E).

Genus *ERYTHROCERA* Robineau-Desvoidy, 1849

ERYTHROCERA Robineau-Desvoidy, 1848: 186. *Nomen nudum* (no description or included species).

ERYTHROCERA Robineau-Desvoidy, 1849b: 436. Type species: *Phryno nigripes* Robineau-Desvoidy, 1830, by subsequent designation of Robineau-Desvoidy (1863a: 600, as "*Erythroceras nigripes*, R.-D.") [Palearctic].

doris (Curran, 1927).—Afrotropical: D.R. Congo.

Sturmia doris Curran, 1927c: 18 (as "*Sturmia* (?) *doris*"). Holotype male (AMNH). Type locality: D.R. Congo, Orientale, Kisangani [as "Stanleyville"].

Sturmia dorina Curran, 1927f: 126 (unnecessary *nomen novum* for *Sturmia doris* Curran, 1927).

Note: *Sturmia dorina* Curran, 1927 was proposed for “*Sturmia? doris* Curran (not Schiner)”. However, this was based on the misidentification of *Tachina doris* Meigen, 1824 by previous authors. Herting (1972: 5) established the true *T. doris* Meigen as a junior synonym of *Lydella stabulans* (Meigen, 1824) (see also Herting and Dely-Draskovits 1993: 205 [*doris* Meigen], 248 [*doris* of authors, not Meigen]).

picta (Villeneuve, 1936).—Afrotropical: Nigeria.

Pexomyia (Erythroceras) picta Villeneuve, 1936a: 7. Holotype male (CNC). Type locality: Nigeria, Oshogbo.

porcula Mesnil, 1952.—Afrotropical: Nigeria, Sierra Leone.

Erythroceras porcula Mesnil, 1952c: 252. Holotype female (not located). Type locality: northern Nigeria.

Genus *GONIA* Meigen, 1803

SALMACIA Meigen, 1800: 38. Name suppressed by ICZN (1963: 339).

GONIA Meigen, 1803: 280. Type species: *Gonia bimaculata* Wiedemann, 1819, by subsequent designation of Sabrosky and Arnaud (1965: 1075).

bimaculata Wiedemann, 1819.—Afrotropical: “widespread mainland Afrotrop. Reg. (excl. W. Afr.)” (Crosskey 1980b: 875), including Malawi, South Africa, Uganda, Yemen. Palearctic: C. Asia, Europe (E. Eur., SW. Eur., SC. Eur., SE. Europe, Turkey), M. East (all), N. Africa (Canary Is., Madeira), Pal. China, Transcaucasia. Oriental: Orient. China.

Gonia bimaculata Wiedemann, 1819: 25. Type(s), female (1 female in NHMW, 1 syntype in ZMUC [Zimsen 1954: 23]). Type locality: South Africa, Western Cape, Cape of Good Hope [as “Prom. bon. sp.” = “Promontorium Bonae Spei”].

Note: *Gonia bimaculata* Wiedemann, 1819 was described from an unspecified number of females, but certainly more than one because Wiedemann (1930: 344) later wrote “In Westermann’s und meiner Sammlung”. A female in NHMW (examined by JEOH) is recognizable as a syntype by its “*bimaculata* Coll. Wiedem.” label and a second label giving the species name, locality (“C. b. sp.”), and collector (“Westermann”). A third label, blue with only “Typus” handwritten on it, appears to have been written by Villeneuve.

rubriventris Macquart, 1851.—Afrotropical: South Africa.

Gonia rubriventris Macquart, 1851b: 150 [also 1851b: 177]. Lectotype female (BMNH), by fixation of Crosskey (1971: 270) (examination of “Holotype ♀” from Cape of Good Hope in BMNH is regarded as a lectotype fixation). Type locality: South Africa, Western Cape, Cape of Good Hope [as “Cap de Bonne-Espérance”].

Note: Crosskey (1984: 285) discussed the differences between *Gonia rubriventris* Macquart, 1851 and *Gonia bimaculata* Wiedemann, 1819 and suggested they are “possibly synonymous”.

Genus GONIOPHTHALMUS Villeneuve, 1910

GONIOPHTHALMUS Villeneuve *in* Becker, 1910b: 145 [also 1910b: 15]. Type species: *Goniophthalmus simonyi* Villeneuve, 1910, by monotypy.

balli Mesnil, 1956.—Afrotropical: Botswana, Cape Verde, Kenya, Namibia, Sudan, Tanzania, U.A. Emirates, Yemen, Zimbabwe. Palearctic: M. East (all). Oriental: India.

Goniophthalmus balli Mesnil, 1956c: 548. Holotype male (published as BMNH but probably not deposited there according to Crosskey 1976: 244). Type locality: Zimbabwe, Mazoe.

simonyi Villeneuve, 1910.—Afrotropical: Yemen.

Goniophthalmus simonyi Villeneuve *in* Becker, 1910b: 145 [also 1910b: 15]. Lectotype male (NHMW), by fixation of Townsend (1941: 34) (mention of “Ht male” from “Ras Shoab, Sokotra” in NHMW is regarded as a lectotype fixation for the single male in the type series). Type locality: Yemen, Suqutrá [as “Sokotra”] (“Ras Shoab” according to Townsend 1941: 34 and label data of lectotype [examined by JEOH]). Undescribed sp.: Kenya (MZUR, examined by PC).

Genus HYSTRICEPHALA Macquart, 1846

HYSTRICEPHALA Macquart, 1846: 282 [also 1846: 154]. Type species: *Hystricephala nigra* Macquart, 1846, by monotypy.

nigra Macquart, 1846.—Afrotropical: South Africa.

Hystricephala nigra Macquart, 1846: 283 [also 1846: 155]. Holotype male (“presumed lost”, Crosskey 1971: 272). Type locality: South Africa, “Cafrerie” (also as “Kaffria”; probably referring to an area now in the southeastern part of Eastern Cape).

Genus IGNEOMYIA Mesnil, 1950

IGNEOMYIA Mesnil, 1949b: 103 (as subgenus of *Congochrysosoma* Townsend, 1916).

Nomen nudum (proposed after 1930 without designation of type species; no included species) (see Evenhuis and O’Hara 2008: 66).

IGNEOMYIA Mesnil, 1950c: 105, 108 (as subgenus of *Congochrysosoma* Townsend, 1916). Type species: *Pexopsis (Ugimeigenia) ignea* Mesnil, 1944, by monotypy (see Evenhuis and O’Hara 2008: 66).

ferruginea Mesnil, 1970.—Afrotropical: Madagascar.

Igneomyia ferruginea Mesnil, 1970b: 107. Holotype male (MNHN). Type locality: Madagascar, Antsiranana, Montagne d’Ambre [Parc National, ca. 12°36’S 49°8’E].

ignea (Mesnil, 1944).—Afrotropical: Madagascar.

Pexopsis (*Ugimeigenia*) *ignea* Mesnil, 1944: 10. Holotype male (MNHN). Type locality: Madagascar, Toliara, Bekily.

Genus *KUWANIMYIA* Townsend, 1916

KUWANIMYIA Townsend, 1916d: 319. Type species: *Kuwanimyia conspersa* Townsend, 1916, by original designation [Palaeartic].

Note: *Kuwanimyia* Townsend, 1916 was revised by Cerretti (2009b).

afra Cerretti, 2009.—Afrotropical: Namibia.

Kuwanimyia afra Cerretti, 2009b: 56. Holotype male (BMNH). Type locality: Namibia, 23 miles southwest of Grootfontein, Rietfontein.

atra Cerretti, 2009.—Afrotropical: Namibia, Nigeria.

Kuwanimyia atra Cerretti, 2009b: 57. Holotype male (BMNH). Type locality: Nigeria, Samaru.

capensis Cerretti, 2009.—Afrotropical: South Africa.

Kuwanimyia capensis Cerretti, 2009b: 58. Holotype female (NMDA). Type locality: South Africa, Eastern Cape, Fort Beaufort.

Genus *LYDELLINA* Villeneuve, 1916

LYDELLINA Villeneuve, 1916c: 490. Type species: hereby fixed under Article 70.3.2 of the Code (ICZN 1999) as *Lydellina villeneuvei* Townsend, 1933, misidentified as *Masicera caffra* Macquart, 1846 in the fixation by monotypy of Villeneuve (1916c).

anorbitalis Mesnil, 1970.—Afrotropical: Benin, Tanzania, Uganda.

Lydellina anorbitalis Mesnil, 1970b: 99. Holotype male (CNC). Type locality: Benin [as “Dahomey”], Agouagon [ca. 7°59'N 2°18'E].

distincta Mesnil, 1970.—Afrotropical: Madagascar.

Lydellina distincta Mesnil, 1970b: 100. Holotype male (MNHN). Type locality: Madagascar, Toliara, Bekily.

frontalis Mesnil, 1970.—Afrotropical: Ghana.

Lydellina frontalis Mesnil, 1970b: 100. Holotype male (CNC). Type locality: Ghana, Aburi.

umbripennis Mesnil, 1970.—Afrotropical: D.R. Congo.

Lydellina umbripennis Mesnil, 1970b: 100. Holotype male (CNC). Type locality: D.R. Congo, Équateur, Eala.

villeneuvei Townsend, 1933.—Afrotropical: D.R. Congo, Malawi, South Africa.

Lydellina villeneuvei Townsend, 1933: 469 (named for *caffra* of Villeneuve, 1916c, etc., not Macquart, 1846). Holotype female (SAMC). Type locality: South Africa, KwaZulu-Natal, Durban.

Masicera caffra of authors (e.g., Villeneuve 1916c: 490, Curran 1928b: 397, Verbeke 1962b: 50, all three as "*Lydellina caffra*"), not Macquart, 1846. Misidentification (Crosskey 1980b: 879).

Genus *MINTHOSOMA* Zeegers, 2007

MINTHOSOMA Zeegers, 2007: 389. Type species: *Minthosoma janus* Zeegers, 2007, by original designation.

Note: We have followed Zeegers (2007: 389) in tentatively placing this genus in the Goniini ("genus is likely to be close to *Baumhaueria* [Meigen]").

janus Zeegers, 2007.—Afrotropical: Yemen.

Minthosoma janus Zeegers, 2007: 390. Holotype female (RMNH). Type locality: Yemen, Seyun (15°56'36"N 48°47'36"E).

Genus *MYXOGAEDIA* Mesnil, 1956

PRETORIANA Curran, 1938: 7 (junior homonym of *Pretoriana* Uvarov, 1922). Type species: *Pretoriana setosa* Curran, 1938, by original designation.

MYXOGAEDIA Mesnil, 1956a: 497. Type species: *Myxarchiclops maculosus* Villeneuve, 1916, by original designation.

GAUTENGICESA Koçak & Kemal, 2010: 157 (*nomen novum* for *Pretoriana* Curran, 1938).

Note: *Myxogaedia* Mesnil, 1956 was recognized as the valid name for this genus by O'Hara (2011: 60–61) after *Gautengicesa* Koçak & Kemal, 2010 was proposed as a replacement name for *Pretoriana* Curran, 1938.

maculosa (Villeneuve, 1916).—Afrotropical: South Africa.

Myxarchiclops maculosus Villeneuve, 1916c: 496 (as "*Myxarchiclops* (?) *maculosus*").

Holotype female (CNC). Type locality: South Africa, Northern Cape, Springbok [as "Springbokfontein"].

setosa (Curran, 1938).—Afrotropical: South Africa.

Pretoriana setosa Curran, 1938: 7. Holotype male (SANC). Type locality: South Africa, Gauteng, Pretoria.

Undetermined sp. (nr. *M. maculosa* (Villeneuve)): Namibia (MZUR, examined by PC).

Genus *MYXOPHRYXE* Cerretti & O'Hara, gen. n.

MYXOPHRYXE Cerretti & O'Hara, gen. n. Type species: *Phorocera longirostris* Villeneuve, 1938, by present designation.

Note: This new genus and the three new species below are described in the New Taxa of Afrotropical Tachinidae section.

longirostris (Villeneuve, 1938).—Afrotropical: South Africa. **Comb. n.**

Phorocera longirostris Villeneuve, 1938c: 2. Holotype male (not located; male specimen in CNC labelled by Mesnil as “TYPE” and cited as such by Cooper and O’Hara 1996: 62 is not from the type locality and is not the holotype). Type locality: South Africa, “Colonie du Cap” (former Cape Province, corresponding to the present-day Western Cape, Eastern Cape, Northern Cape, and North West [in part] provinces).

Phorocera majestica Curran, 1940: 10. Holotype male (SANC). Type locality: South Africa, KwaZulu-Natal, New Hanover. **Syn. n.**

Note: *Phorocera longirostris* Villeneuve, 1938 and *Phorocera majestica* Curran, 1940 were treated as species of *Pretoriana* Curran, 1938 (the valid name of which is now *Myxogaedia* Mesnil, 1956) by Crosskey (1980b: 879). These nominal species are moved here to *Myxophryxe* gen. n., with *P. longirostris* as the valid name and *P. majestica* in synonymy. This species is redescribed in the New Taxa of Afrotropical Tachinidae section.

murina Cerretti & O’Hara, **sp. n.**—Afrotropical: South Africa.

Myxophryxe murina Cerretti & O’Hara, **sp. n.** Holotype male (NMB). Type locality: South Africa, Western Cape, De Vasselot Natural Reserve (33°58.194’S 23°32.193’E).

regalis Cerretti & O’Hara, **sp. n.**—Afrotropical: South Africa.

Myxophryxe regalis Cerretti & O’Hara, **sp. n.** Holotype male (NMB). Type locality: South Africa, KwaZulu-Natal, Royal Natal National Park, Thendele, 1600m (28°42.378’S 28°56.083’E).

satanas Cerretti & O’Hara, **sp. n.**—Afrotropical: South Africa.

Myxophryxe satanas Cerretti & O’Hara, **sp. n.** Holotype male (MZUR). Type locality: South Africa, Western Cape, Gamkaskloof (Die Hel), 336m (33°21’49.60’’S 21°37’40.97’’E).

Genus *NEALSOMYIA* Mesnil, 1939

NEALSOMYIA Mesnil, 1939d: 31. Type species: *Exorista (Alsomyia) triseriella* Villeneuve, 1929, by original designation [Palearctic].

Note: A world revision of *Nealsomyia* Mesnil, 1939 was published by Cerretti (2005).

chlaronitens (Mesnil, 1977).—Afrotropical: Madagascar. **Comb. n.**

Alsomyia chlaronitens Mesnil, 1977b: 187. Holotype male (MNHN). Type locality: Madagascar, Ambohitantely [Réserve Spéciale, ca. 18°10’S 47°17’E].

Note: *Alsomyia* Brauer & Bergenstamm, 1891 was recognized from the Afrotropical Region by Mesnil (1977b) based on his new species *A. chlaronitens* Mesnil, 1977. This species is moved here to *Nealsomyia* Mesnil, 1939.

clausa (Curran, 1940).—Afrotropical: Zimbabwe. **Comb. n.**

Phorocera clausa Curran, 1940: 9. Holotype male (AMNH). Type locality: Zimbabwe, Kadoma [as “Gatooma”].

Note: *Phorocera clausa* Curran, 1940 was treated as an unplaced species of “Goniinae” [= Exoristinae] by Crosskey (1980b: 881) but is moved here to *Nealsomyia* Mesnil, 1939 based on examination of the holotype.

lindneri Mesnil, 1959.—Afrotropical: Tanzania.

Nealsomyia lindneri Mesnil, 1959: 12. Holotype male (SMNS). Type locality: Tanzania, Lake Victoria, Mugango.

merzi Cerretti, 2005.—Afrotropical: Namibia.

Nealsomyia merzi Cerretti, 2005: 129. Holotype male (MHNG). Type locality: Namibia, Mount Erongo.

Undescribed sp.: South Africa (NMB, examined by PC).

Genus *PALES* Robineau-Desvoidy, 1830

PALES Robineau-Desvoidy, 1830: 154 (not a junior homonym of *Pales* Meigen, 1800 [Tipulidae] because the work in which that name appeared was suppressed by ICZN 1963: 339). Type species: *Pales florea* Robineau-Desvoidy, 1830 (= *Tachina pavida* Meigen, 1824), by subsequent designation of Coquillett (1910: 582) [Palaeartic].

CTENOPHOROCERA Brauer & Bergenstamm, 1891: 342 [also 1891: 38]. Type species: *Ctenophorocera blepharipus* Brauer & Bergenstamm, 1891, by subsequent designation of Sharp (1893: 299).

NEOPALES Coquillett, 1910: 575 (*nomen novum* for *Pales* Robineau-Desvoidy, 1830; proposed prior to the suppression of *Pales* Meigen, 1800 by ICZN 1963: 339).

MICROPALES Villeneuve, 1927: 121. Type species: *Micropales seminitida* Villeneuve, 1927, by monotypy.

aethiopica (Mesnil, 1950).—Afrotropical: D.R. Congo, South Africa, Sudan, Tanzania.

Ctenophorocera (Ctenophorocera) aethiopica Mesnil, 1950: 124. Holotype male (CNC). Type locality: northwestern Tanzania, forest edge, 1800–2000m.

blepharipa (Brauer & Bergenstamm, 1891).—Afrotropical: D.R. Congo, South Africa, Uganda.

Ctenophorocera blepharipus Brauer & Bergenstamm, 1891: 342 [also 1891: 38]. Type(s), male (NHMW, not located by JEOH). Type locality: South Africa, Western Cape, Cape of Good Hope [as “?(Cap oder Brasilien. Coll. Winth.)”].

Note: Aldrich (1927d: 24) examined a male in NHMW bearing “a large blue name label in Doctor Villeneuve’s writing” that he treated as the “type” of *Ctenophorocera blepharipus* Brauer & Bergenstamm, 1891. The specimen was also labelled “caffra. Coll. Winthem”, with “caffra” meaning “Caffraria”, a former region in Eastern Cape (also known as “Kaffraria”). This is a different locality from the two possible localities given in the original description (Cape of Good Hope or Brazil). Given the uncertainty about whether this specimen is a name-bearing type of *C. blepharipus*, Aldrich’s (1927d: 24) examination of the “type” is not

accepted as a lectotype fixation. JEOH did not find a specimen in NHMW that matches the expected type data for *C. blepharipus*.

coerulea (Jaennicke, 1867).—Afrotropical: “n.-e. Afr. to sthn Afr.” (Crosskey 1980b: 870), including Ethiopia, South Africa, Zimbabwe.

Phorocera coerulea Jaennicke, 1867: 382 [also 1868: 74]. Type(s), male (SMF).

Type locality: Ethiopia, “Simen” (probably the Simien Mountains area).

caerulea. Incorrect subsequent spelling of *coerulea* Jaennicke, 1867 (Aldrich 1927: 23).

Note: Crosskey (1980b: 870) noted the possible presence of *Phorocera coerulea* Jaennicke, 1867 in the Oriental Region, probably based on Mesnil's (1950c: 126) mention of “?Indien”.

The presence of this species in the Oriental Region needs confirmation.

coeruleonigra (Mesnil, 1950).—Afrotropical: Zimbabwe.

Ctenophorocera (Ctenophorocera) coerulea coeruleonigra Mesnil, 1950c: 126 (as “*coeruleo-nigra*”). Holotype male (CNC). Type locality: Zimbabwe, Mutare [as “Umtali”] District, Vumba Mountains.

contristans Villeneuve, 1938.—Afrotropical: South Africa.

Pales contristans Villeneuve, 1938c: 1. Type(s), unspecified sex (1 male in CNC).

Type locality: South Africa, “Colonie du Cap” ([former Cape Province], Algoa Bay, according to label data of CNC syntype, Cooper and O'Hara 1996: 57).

corrupta (Curran, 1927).—Afrotropical: Uganda.

Zenillia corrupta Curran, 1927d: 331. Holotype male (BMNH). Type locality: Uganda, Jeza [ca. 0°22'N 32°17'E].

Note: Curran (1927d: 331) reported that the holotype of his new species *Zenillia corrupta* was reared from a syrphid (Diptera, Syrphidae). This is a dubious record, but if true would be the only known case of parasitism of a syrphid (larva?) by a tachinid.

cuthbertsoni (Curran, 1940).—Afrotropical: Zimbabwe.

Phorocera cuthbertsoni Curran, 1940: 5. Holotype male (AMNH). Type locality: Zimbabwe, Nyanga [as “Inyanga”].

cuthbertsoni. Incorrect subsequent spelling of *cuthbertsoni* Curran, 1940 (original usage not found but spelling listed by Crosskey 1980b: 870).

divergens (Curran, 1928).—Afrotropical: Uganda.

Phorocera divergens Curran, 1928a: 237. Holotype male (BMNH). Type locality: Uganda, Kampala.

experta (Brauer & Bergenstamm, 1891).—Afrotropical: South Africa.

Ctenophorocera experta Brauer & Bergenstamm, 1891: 342 [also 1891: 38] (as “*experta* Wd.”). Lectotype male (NHMW, not located by JEOH), by fixation of Townsend (1941: 98) (mention of “Ht male” from Cape of Good Hope in NHMW is regarded as a lectotype fixation). Type locality: South Africa, Western Cape, Cape of Good Hope [as “Cap b. sp.” = “Cap Bonae Spei”].

gnu (Curran, 1940).—Afrotropical: Liberia, Nigeria, Rwanda.

Phorocera gnu Curran, 1940: 11. Holotype male (AMNH). Type locality: Liberia, Ganta.

macrocephala (Mesnil, 1950).—Afrotropical: Kenya (**new record**, MZUR [PC]), Malawi, South Africa.

- Ctenophorocera* (*Ctenophorocera*) *macrocephala* Mesnil, 1950c: 123. Holotype male (CNC). Type locality: Malawi, Nyika Plateau.
- maculisquama*** (Mesnil, 1950).—Afrotropical: Zimbabwe.
- Ctenophorocera* (*Ctenophorocera*) *coerulea maculisquama* Mesnil, 1950c: 126. Holotype male (CNC). Type locality: Zimbabwe, Harare [as “Salisbury”].
- Note: Crosskey (1980b: 870) noted the possible presence of *Ctenophorocera coerulea maculisquama* Mesnil, 1950 in the Oriental Region, probably based on Mesnil’s (1950c: 126) statement: “?. Ein defektes ♂ aus Indien”. The presence of this species in the Oriental Region needs confirmation.
- metro*** (Curran, 1940).—Afrotropical: Zambia, Zimbabwe.
- Phorocera metro* Curran, 1940: 12. Holotype male (AMNH). Type locality: border between Zambia and Zimbabwe, Victoria Falls.
- nigronitens*** Villeneuve, 1938.—Afrotropical: D.R. Congo, South Africa.
- Pales nigronitens* Villeneuve, 1938c: 1 (as “*nigro-nitens*”). Syntypes, males and females (?IRSNB). Type locality: D.R. Congo.
- Phorocera ethelia* Curran, 1940: 9. Holotype male (AMNH). Type locality: South Africa, KwaZulu-Natal, Durban.
- nyasa*** (Curran, 1940).—Afrotropical: Malawi, South Africa.
- Phorocera nyasa* Curran, 1940: 13. Holotype male (BMNH). Type locality: Malawi, Nsanje [as “Port Herald”].
- pauciseta*** (Mesnil, 1950).—Afrotropical: D.R. Congo.
- Ctenophorocera* (*Ctenophorocera*) *pauciseta* Mesnil, 1950c: 125. Holotype male (CNC). Type locality: D.R. Congo, Équateur, Eala (see O’Hara and Cooper 1996: 27 for label data).
- Note: O’Hara (1996: 152) commented on the holotype of *Ctenophorocera pauciseta* Mesnil, 1950: “The type locality is stated as Kisantu but the specimen labelled as the holotype is from Eala. The length of the Eala specimen corresponds with the length given in the description, whereas the two CNC specimens from Kisantu are larger.”
- rubrica*** Villeneuve, 1932.—Afrotropical: Kenya, Tanzania.
- Pales rubrica* Villeneuve, 1932: 285. Holotype male (BMNH). Type locality: Kenya, Aberdare Mountains, 7300ft.
- rubriventris*** Bezzi, 1908.—Afrotropical: South Africa.
- Pales rubriventris* Bezzi, 1908a: 185. Holotype female (not located). Type locality: South Africa, Northern Cape, Steinkopf.
- ruficauda*** (Curran, 1927).—Afrotropical: D.R. Congo.
- Phorocera ruficauda* Curran, 1927c: 9. Holotype female (AMNH). Type locality: D.R. Congo, Orientale, Kisangani [as “Stanleyville”].
- rufolateralis*** (Curran, 1940).—Afrotropical: Kenya, Malawi, South Africa.
- Phorocera rufolateralis* Curran, 1940: 11. Holotype male (BMNH). Type locality: Malawi, Zomba.
- sarcophagaeformis*** (Jaenicke, 1867).—Afrotropical: Ethiopia, Kenya, Malawi, South Africa, Tanzania, Uganda.
- Phorocera sarcophagaeformis* Jaenicke, 1867: 381 [also 1868: 73]. Type(s), male (SMF). Type locality: Ethiopia, “Simen” (probably the Simien Mountains area).

- seminitida** (Villeneuve, 1927).—Afrotropical: D.R. Congo, Malawi, Nigeria, Zimbabwe.
Micropales seminitida Villeneuve, 1927: 121. Lectotype male (BMNH), by fixation of Townsend (1941: 108) (mention of “Ht male” from Ibadan in BMNH is regarded as a lectotype fixation). Type locality: Nigeria, Ibadan.
- senex** (Curran, 1927).—Afrotropical: D.R. Congo, Nigeria.
Phorocera senex Curran, 1927c: 10. Holotype male (AMNH). Type locality: D.R. Congo, Orientale, Kisangani [as “Stanleyville”].
- setigena** (Curran, 1940).—Afrotropical: South Africa, Zimbabwe.
Phorocera setigena Curran, 1940: 11. Holotype male (BMNH). Type locality: South Africa, KwaZulu-Natal, Stella Bush [near Durban].
 Note: Curran (1940: 11) cited the type locality of *Phorocera setigena* as “Marley, Stella Bush”, but Marley was the collector.
- somomyina** (Karsch, 1886).—Afrotropical: Angola.
Phorocera somomyina Karsch, 1886b: 340. Holotype, unspecified sex (ZMHB, not located by JEOH). Type locality: Angola, Pungo Andongo.
- splendens** Mesnil, 1970. —Afrotropical: Madagascar.
Pales splendens Mesnil, 1970b: 89. Holotype male (MNHN). Type locality: Madagascar, Toamasina, Moramanga.
- tessellans** (Mesnil, 1950).—Afrotropical: South Africa.
Ctenophorocera (Ctenophorocera) tessellans Mesnil, 1950c: 123. Holotype male (CNC). Type locality: South Africa, KwaZulu-Natal.
- tetra** (Curran, 1940).—Afrotropical: South Africa.
Phorocera tetra Curran, 1940: 12. Holotype female (SANC). Type locality: South Africa, Mpumalanga, Barberton.

Genus *PERLUCIDINA* Mesnil, 1952

PERLUCIDINA Mesnil, 1949b: 104 (as subgenus of *Tamaromyia* Mesnil, 1949). *Nomen nudum* (proposed after 1930 without designation of type species; no included species) (see Evenhuis and O'Hara 2008: 67).

PERLUCIDINA Mesnil, 1952c: 223 (as subgenus of *Hygia* Mesnil, 1952 [not *Hygia* Uhler, 1861]). Type species: *Exorista perlucida* Karsch, 1886, by monotypy (see Evenhuis and O'Hara 2008: 67). **Status revived.**

Note: Crosskey (1980b: 869) synonymized *Perlucidina* Mesnil, 1952 with *Calozenillia* Townsend, 1927. We do not agree with this synonymy and here reinstate *Perlucidina* as a genus. The characters that distinguish *Perlucidina* will be given in the Tachinidae chapter of the *Manual of Afrotropical Diptera* (in prep.).

africana (Jaenicke, 1867).—Afrotropical: Ethiopia. **Comb. n.**

Exorista africana Jaenicke, 1867: 384 [also 1868: 76]. Type(s), female (SMF). Type locality: Ethiopia, “Simen” (probably the Simien Mountains area).

Note: *Exorista africana* Jaennicke, 1867 was treated as a species of *Calozenillia* Townsend, 1927 by Crosskey (1980b: 869, 1984: 281) but is moved here to the newly revived genus *Perlucidina* Mesnil, 1952.

perlucida (Karsch, 1886).—Afrotropical: Angola, D.R. Congo, Malawi, South Africa, Sudan, Uganda, Zambia. **Comb. reviv.**

Tachina dubia Walker, 1853: 291 (junior primary homonym of *Tachina dubia* Fallén, 1810). Type(s), female (BMNH). Type locality: South Africa, Western Cape, Cape of Good Hope [as “Cape”].

Exorista perlucida Karsch, 1886b: 339. Holotype, unspecified sex [male, examined by JEOH] (ZMHB). Type locality: Angola, Pungo Andongo.

Note: *Exorista perlucida* Karsch, 1886b was treated as a species of *Calozenillia* Townsend, 1927 by Crosskey (1980b: 869, 1984: 281) but is moved here to the newly revived genus *Perlucidina* Mesnil, 1952.

Genus *PEXOPSIS* Brauer & Bergenstamm, 1889

PEXOPSIS Brauer & Bergenstamm, 1889: 88 [also 1890: 20]. Type species: *Eurigaster tibialis* Robineau-Desvoidy, 1849 (as “*tibialis* Mg.”) (= *Tachina aprica* Meigen, 1824), by monotypy [Palearctic].

chapini (Curran, 1927).—Afrotropical: D.R. Congo, Kenya, Uganda.

Sturmia chapini Curran, 1927a: 11. Holotype male (AMNH). Type locality: D.R. Congo, Orientale, Kisangani [as “Stanleyville”].

femoralis Bezzi, 1911.—Afrotropical: Malawi, Mozambique.

Pexopsis femoralis Bezzi, 1911: 59. Holotype female (USNM). Type locality: Mozambique, Maputo Province, “Umbelusi”.

garambana Verbeke, 1962.—Afrotropical: D.R. Congo.

Pexopsis garambana Verbeke, 1962b: 51. Holotype female (IRSNB). Type locality: D.R. Congo, Orientale, Parc National de la Garamba [as “P.N.G.”].

lindneri Mesnil, 1959.—Afrotropical: D.R. Congo, Tanzania.

Pexopsis lindneri Mesnil, 1959: 10. Holotype male (SMNS). Type locality: Tanzania, Pare Mountains, 1800m.

pyrrhaspis Villeneuve, 1916.—Afrotropical: “widespread W. Afr., E. Afr. & sthn Afr.” (Crosskey 1980b: 873), including Kenya, Malawi, South Africa.

Pexopsis pyrrhaspis Villeneuve, 1916c: 492. Syntypes, 2 females (BMNH, SAMC). Type localities: Malawi and South Africa, “Cape Colony” (former Cape Province, corresponding to the present-day Western Cape, Eastern Cape, Northern Cape, and North West [in part] provinces).

yemenensis Zeegers, 2007.—Afrotropical: Yemen.

Pexopsis yemenensis Zeegers, 2007: 393. Holotype male (RMNH). Type locality: Yemen, Wādī Lahīmah [as “Al Lahima”] (15°24'N 43°32'E).

Genus *PHYTOMYPTERINA* van Emden, 1960

PHYTOMYPTERINA van Emden, 1960: 356. Type species: *Phytomypteryna burtti* van Emden, 1960 (= *Phytomyptera rufescens* Villeneuve, 1936), by original designation.

rufescens (Villeneuve, 1936).—Afrotropical: Mozambique (**new record**, MZUR [PC]), South Africa, Tanzania.

Phytomyptera rufescens Villeneuve, 1936a: 3. Holotype female (CNC). Type locality: South Africa (KwaZulu-Natal, Mfongosi [as “M fongosi Zulu L.”] according to label data, Cooper and O'Hara 1996: 63).

Phytomypteryna burtti van Emden, 1960: 357. Holotype male (BMNH). Type locality: Tanzania, Singida.

Genus *PIMELIMYIA* Mesnil, 1949

PIMELIMYIA Mesnil, 1949b: 104. Type species: *Sturmia russata* Villeneuve, 1934 (as “*Pimelimyia russata* Vill.”, p. 103), by monotypy (see Evenhuis and O'Hara 2008: 67).

grossa Mesnil, 1959.—Afrotropical: Tanzania, Zimbabwe.

Pimelimyia grossa Mesnil, 1959: 10. Holotype female (SMNS). Type locality: Tanzania, Pare Mountains, Usangi.

insularis (Villeneuve, 1915).—Afrotropical: Madagascar.

Sturmia insularis Villeneuve, 1915b: 193. Syntypes, 1 male and 1 female (male in NHMW, female not located). Type localities: Madagascar, female syntype from Antananarivo, Antananarivo [as “Tanarive”], male syntype (examined by JEOH) from “Mgdk.” [= Madagascar] without further locality data.

Note: *Sturmia insularis* Villeneuve, 1915 is probably misplaced in *Pimelimyia* Mesnil, 1949; it lacks a sexual patch on the underside of abdominal tergite 4 but is otherwise similar to species of *Blepharipa* Rondani, 1856 (a genus not recorded from the Afrotropical Region).

natalensis (Curran, 1927).—Afrotropical: South Africa.

Sturmia natalensis Curran, 1927f: 121. Holotype female (BMNH). Type locality: South Africa, KwaZulu-Natal, Weenen [ca. 28°51'S 30°4'E].

rufina (Curran, 1927).—Afrotropical: South Africa.

Sturmia rufina Curran, 1927f: 125. Holotype female (SANC). Type locality: South Africa, Gauteng, Pretoria.

rufula (Villeneuve, 1943).—Afrotropical: “Afrique orientale” [East Africa], South Africa.

Sturmia rufula Villeneuve, 1943a: 38. Syntypes, 2 females (not located). Type locality: “Afrique orientale” [East Africa].

russata (Villeneuve, 1943).—Afrotropical: “l'Afrique orientale” [East Africa], South Africa.

Sturmia russata Villeneuve, 1943a: 37. Syntypes, 2 males (not located). Type localities: South Africa and “l'Afrique orientale” [East Africa].

semitestacea (Villeneuve, 1916).—Afrotropical: Malawi, South Africa, Tanzania, Zimbabwe.

Sturmia (*Blepharipoda*) *semitestacea* Villeneuve, 1916c: 477. Syntypes, 7 males and females (BMNH, SAMC [1 male examined by JEOH]). Type localities: Malawi and South Africa [latter inferred from deposition of specimens in “S. Afric. Museum”].

Genus **PROSOPODOPSIS** Townsend, 1926

PROSOPODOPSIS Townsend, 1926b: 542. Type species: *Tachina fasciata* Wiedemann, 1830 (junior primary homonym of *Tachina fasciata* Fallén, 1820; = *Prosopea appendiculata* de Meijere, 1910), by original designation [Oriental].

Note: Three undescribed species from Namibia, Nigeria and Uganda assigned to *Prosopeopsis* Townsend, 1926 by Crosskey (1980b: 880, 1984: 295) were placed elsewhere by Cerretti (2009b: 52).

pulchricornis (Villeneuve, 1938).—Afrotropical: Mozambique, ?South Africa.

Histochoeta pulchricornis Villeneuve, 1938a: 3. Holotype male (CNC). Type locality: Africa (“Erosba Pan” according to label data [an unknown location], collected by the “S.W. Africa Mus. Exped.”); considered “sud-africaine très probablement” by Villeneuve (1938a: 3).

Note: *Histochoeta pulchricornis* Villeneuve, 1938 was treated as a species of *Chlorolydella* Townsend, 1933 by Crosskey (1980b: 877) but was moved to *Prosopeopsis* Townsend, 1926 by Crosskey (1984: 201, 295). This placement was upheld by Cerretti (2009b: 52).

Undescribed sp.: Nigeria (CNC, examined by PC).

Undetermined spp.: U.A. Emirates (Zeegers 2010), Yemen (Zeegers 2007: 394).

Genus **PSEUDALSOMYIA** Mesnil, 1968

PSEUDALSOMYIA Mesnil, 1968c: 178. Type species: *Pseudalsomyia piligena* Mesnil, 1968, by original designation [Oriental].

audisioi Cerretti, 2012.—Afrotropical: Kenya.

Pseudalsomyia audisioi Cerretti, 2012: 329. Holotype male (MZUR). Type locality: Kenya, Western, Kakamega Forest, 1600m (0°13'37.2"N 34°52'49.8"E).

Genus **PSEUDOGONIA** Brauer & Bergenstamm, 1889

PSEUDOGONIA Brauer & Bergenstamm, 1889: 100 [also 1890: 32]. Type species: *Gonia cinerascens* Rondani, 1859 (= *Tachina rufifrons* Wiedemann, 1830), by monotypy [Palearctic].

GAEDIOGONIA Townsend, 1927c: 71. Type species: *Gaediogonia jacobsoni* Townsend, 1927 (= *Tachina rufifrons* Wiedemann, 1830), by original designation [Oriental].

fasciata (Wiedemann, 1819).—Afrotropical: South Africa, Zimbabwe. Palearctic: Europe (SW. Eur.), N. Africa (Canary Is.).

Gonia fasciata Wiedemann, 1819: 25. Syntypes, female (2 syntypes in ZMUC, Zimsen 1954: 23). Type locality: South Africa, Western Cape, Cape of Good Hope [as “Prom. bon. sp.” = “Promontorium Bonae Spei”].

Rhedia capensis Robineau-Desvoidy, 1830: 77. Type(s), unspecified sex (MNHN or lost). Type locality: South Africa, Western Cape, Cape of Good Hope [as “cap de Bonne-Espérance”].

Reaumuria lalandii Robineau-Desvoidy, 1830: 80. Type(s), unspecified sex (MNHN or lost). Type locality: South Africa, Western Cape, Cape of Good Hope [as “cap de Bonne-Espérance”].

Note: *Gonia fasciata* Wiedemann, 1819 was described from an unspecified number of females, but certainly more than one because Wiedemann (1930: 344) later wrote, “In Westermann’s und meiner Sammlung”. Hence, the original type series is interpreted as consisting of syntypes.

madagascariensis Villeneuve, 1915.—Afrotropical: Madagascar.

Pseudogonia madagascariensis Villeneuve, 1915b: 192. Lectotype female (CNC), by fixation of Cooper and O’Hara (1996: 66) (data on “Holotype ♀” from Tananarive in CNC is regarded as a lectotype fixation). Type locality: Madagascar, Antananarivo, Antananarivo [as “Tananarive”].

Note: There are eight paralectotypes, most or all of which females, of *Pseudogonia madagascariensis* Villeneuve, 1915 in NHMW (examined by JEOH).

rufifrons (Wiedemann, 1830).—Afrotropical: “widespread Afrotrop. Reg.” (Crosskey 1980b: 875), including Cape Verde, Nigeria, South Africa, Tanzania, U.A. Emirates, Yemen. Palearctic: C. Asia, Europe (all except British Is., Scand.), Japan, Kazakhstan, Korea (S. Korea), M. East (Israel), Mongolia, Pal. China, Russia (W. Russia, W. Siberia, S. Far East), Transcaucasia. Oriental: India, Indonesia, Malaysia, Myanmar, Orien. China, Pakistan, Philippines, Ryukyu Is., Taiwan, Thailand. Australasian: Australia, Hawaii, Melanesia, N. Australasian.

Latreillia lalandii Robineau-Desvoidy, 1830: 106 (junior secondary homonym of *Reaumuria lalandii* Robineau-Desvoidy, 1830). Type(s), unspecified sex (MNHN or lost). Type locality: South Africa, Western Cape, Cape of Good Hope [as “cap de Bonne-Espérance”].

Tachina rufifrons Wiedemann, 1830: 318. Lectotype female (ZMUC), by fixation of Crosskey (1966a: 677) (examination of “Holotype ♀” from China in ZMUC is regarded as a lectotype fixation). Type locality: China.

Gonia cinerascens Rondani, 1859: 34. Syntypes, unspecified number and including at least 1 male (MZP, Herting 1969: 192; 1 male and 7 females in MZF [examined by PC]). Type locality: Italy, hills near Parma.

Gonia munroi Curran, 1927d: 339. Holotype male (BMNH). Type locality: Tanzania.

Gonia ritchiei Cuthbertson & Munro, 1941: 109. *Nomen nudum*.

Note: The relative priority of *Reaumuria lalandii* Robineau-Desvoidy, 1830 and *Latreillia lalandii* Robineau-Desvoidy, 1830, when both are placed in the same genus, was established by Crosskey (1980b: 875), as the First Reviser (Article 24.2.2 of the *Code*, ICZN 1999). Since the latter name was given junior homonym status, it cannot replace *Tachina ruffifrons* Wiedemann, 1830 as the valid name of the species even though it was published first; see dating of Robineau-Desvoidy (1830) and Wiedemann (1830) in References.

Gonia cinerascens Rondani, 1859 was probably described from both sexes but the original description only made specific mention of the male. Crosskey (1976: 244) reported three male and four female syntypes in MZF. An examination of the MZF holdings by PC discovered another syntype and a change to the reported sexes. The type series was found to consist of one male and seven females. The single male is *Gonia picea* (Robineau-Desvoidy, 1830) and the seven females conform to the present concept of *Gonia cinerascens* Rondani. When treated as a valid name, *G. cinerascens* has also been called *Isomera cinerascens* (Rondani) in the literature.

Gonia munroi Curran (1927d: 339) was “Described from 5♂♂, 8♀♀, from Tanganyika and South Africa. The type male and female are from Tanganyika ...”. We recognize the male from Tanzania as a designated holotype whereas Arnaud and Owen (1981: 209) treated all specimens as syntypes, writing “syntypes, 5 males and 8 females”.

suspecta Villeneuve, 1915.—Afrotropical: Madagascar.

Pseudogonia suspecta Villeneuve, 1915b: 192 (as “*P. suspecta* (n. sp.? vel n. var.?)”). Syntypes, 3 specimens of uncertain sex [“Par l’absence de soies orbitaires et surtout par la longueur des antennes, ils semblent bien être des ♂; néanmoins les griffes sont courtes comme chez les ♀.”] (NHMW, not located by JEOH). Type locality: Madagascar.

Genus RAMONELLA Kugler, 1980

RAMONA Kugler, 1980a: 40 (junior homonym of *Ramona* Casey, 1886). Type species: *Ramona mesnili* Kugler, 1980, by original designation.

RAMONELLA Kugler, 1980b: 67 (*nomen novum* for *Ramona* Kugler, 1980).

mesnili (Kugler, 1980).—Afrotropical: Yemen. Palaearctic: Europe (Turkey), M. East (Israel), N. Africa (Canary Is.).

Ramona mesnili Kugler, 1980a: 41. Holotype male (TAU). Type locality: Israel, Negev, Ramon.

Genus RHYNCHOGONIA Brauer & Bergenstamm, 1893

RHYNCHOGONIA Brauer & Bergenstamm, 1893: 37, 104 [also 1893: 125, 192]. Type species: *Rhynchogonia algerica* Brauer & Bergenstamm, 1893, by monotypy.

algerica Brauer & Bergenstamm, 1893.—Afrotropical: U.A. Emirates. Palearctic: C. Asia, M. East (Israel), N. Africa (NW. Africa).

Rhynchogonia algerica Brauer & Bergenstamm, 1893: 105 [also 1893: 193]. Type(s), female (1 female in NHMW according to Herting 1974b: 135, not located by JEOH). Type locality: “Afrika” (Algeria, Biskra according to Herting 1974b: 135).

Genus *SCHEMBRIA* Rondani, 1861

SCHEMBRIA Rondani, 1861b: 110. Type species: *Schembria meridionalis* Rondani, 1861, by monotypy [Palearctic].

Note: *Schembria* Rondani, 1861 was first recognized from the Afrotropical Region by Crosskey (1984: 201, 287) based on an undescribed species from South Africa. That species was subsequently described by Barraclough (1991: 135) as *Schembria eldana*.

eldana Barraclough, 1991.—Afrotropical: South Africa.

Schembria eldana Barraclough, 1991: 135. Holotype male (NMDA). Type locality: South Africa, KwaZulu-Natal, Lower Tugela River, Tongaat (29°35'S 31°08'E), Wewe Sugar Estate.

Genus *SIMOMA* Aldrich, 1926

SIMOMA Aldrich, 1926b: 20. Type species: *Simoma grahami* Aldrich, 1926, by original designation. **New record.**

grahami Aldrich, 1926.—Afrotropical: Namibia (**new record**, MZUR [PC]). Palearctic: Japan, M. East (Israel), Pal. China. Oriental: India, Malaysia, Orient. China, Vietnam.

Simoma grahami Aldrich, 1926b: 21. Holotype male (USNM). Type locality: China, Sichuan, Suifu.

Note: *Simoma grahami* Aldrich, 1926 is newly recorded from the Afrotropical Region. O'Hara et al. (2009: 117), in a note about *Simoma grahami*, wrote: “This species may have been recorded from Japan in error (e.g., Crosskey 1976: 253, Herting 1984: 73)”. *Simoma grahami* has since been recorded from Honshu (Japan) by Shima (2014: 861) and PC examined a male in IRSNB from Tokyo (collected by Edme Gallois on 6 June 1909).

Genus *STIREMANIA* Cerretti & O'Hara, gen. n.

STIREMANIA Cerretti & O'Hara, **gen. n.** Type species: *Stiremania karoo* Cerretti and O'Hara sp. n., by present designation.

Note: This new genus and the two new species below are described in the New Taxa of Afrotropical Tachinidae section.

karoo Cerretti & O'Hara, **sp. n.**—Afrotropical: South Africa.

Stiremania karoo Cerretti & O'Hara, **sp. n.** Holotype male (MZUR). Type locality: South Africa, Western Cape, Gamkaskloof (Die Hel), 336m (33°22'5.90"S 21°37'19.43"E).

robusta Cerretti & O'Hara, **sp. n.**—Afrotropical: South Africa.

Stiremania robusta Cerretti & O'Hara, **sp. n.** Holotype male (NMDA). Type locality: South Africa, Eastern Cape, Willowmore.

Genus *STURMIA* Robineau-Desvoidy, 1830

STURMIA Robineau-Desvoidy, 1830: 171. Type species: *Sturmia vanessae* Robineau-Desvoidy, 1830 (= *Tachina bella* Meigen, 1824), by subsequent designation of Robineau-Desvoidy (1863a: 888) (earlier type fixations set aside by ICZN 2012: 242; see Evenhuis and Thompson 1990: 238 and O'Hara and Evenhuis 2011: 61) [Palaeartic].

POLYCHNOMYIA Bischof, 1904: 85. Type species: *Polychnomyia flavohalterata* Bischof, 1904 (= *Tachina convergens* Wiedemann, 1824), by monotypy.

VERBEKEIA Mesnil, 1959: 5. Type species: *Verbekeia lindneri* Mesnil, 1959, by monotypy.

bellina Mesnil, 1944.—Afrotropical: Madagascar.

Sturmia bellina Mesnil, 1944: 10. Holotype male (MNHN). Type locality: Madagascar, Toliara, Bekily.

convergens (Wiedemann, 1824).—Afrotropical: Ethiopia, Kenya, Malawi, Nigeria, Sierra Leone, South Africa, Tanzania, Uganda, Zambia, Zimbabwe. Oriental: India, Sri Lanka. Australasian: Australia, N. Australasian.

Tachina convergens Wiedemann, 1824: 43. Lectotype female (ZMUC), by designation of Crosskey (1963: 78). Type locality: "India orient." (i.e., "East Indies"; interpreted as India by Crosskey 1963: 78 and Crosskey 1976: 242).

Polychnomyia flavohalterata Bischof, 1904: 86. Type(s), male (1 male in NHMW). Type locality: South Africa, Eastern Cape, Algoa Bay.

Sturmia completa Curran, 1927f: 119. Holotype male (SANC). Type locality: South Africa, Mpumalanga, White River [ca. 25°20'S 31°1'E].

Tachina bella of authors, not Meigen, 1824. Misidentification (Crosskey 1980b: 874).

Note: *Polychnomyia flavohalterata* Bischof, 1904 was described from one or more males. There are two specimens in NHMW, one male and one female, with label data corresponding to that published for the type(s) of *P. flavohalterata* and both labelled as "Typ." by Ville-neuve (there is no Bischof det. label on either of these specimens). Since the original description mentioned only the male sex, only the male is a name-bearing type. This male also bears

a Crosskey holotype label dated 1970, but Bischof did not give the number of specimens upon which his description was based and therefore this “holotype” is regarded as a syntype.

lindneri (Mesnil, 1959).—Afrotropical: D.R. Congo, Nigeria, Tanzania, Uganda.

Verbekeia lindneri Mesnil, 1959: 5. Holotype male (SMNS). Type locality: Tanzania, Kware [ca. 3°17'S 37°9'E].

profana (Karsch, 1888).—Afrotropical: “Ost-Afrika” [East Africa]. **Comb. n.**

Degeeria profana Karsch, 1888: 376. Holotype male [not female as published] (ZMHB). Type locality: “Ost-Afrika” [East Africa].

Note: *Degeeria profana* Karsch, 1888 was treated as an unplaced species of “Goniinae” [= Exoristinae] by Crosskey (1980b: 881) but is moved here to *Sturmia* Robineau-Desvoidy, 1830 based on examination of the holotype.

rasa (Mesnil, 1959).—Afrotropical: Tanzania.

Pimelimyia rasa Mesnil, 1959: 8. Holotype male (SMNS). Type locality: Tanzania, “Ngaruka” [probably Engaruka, ca. 3°0'S 35°58'E].

rasella (Mesnil, 1970).—Afrotropical: Madagascar.

Pimelimyia rasella Mesnil, 1970b: 100. Holotype male (MNHN). Type locality: Madagascar, Toliara, Sakaraha.

velutina Mesnil, 1944. —Afrotropical: Madagascar.

Sturmia velutina Mesnil, 1944: 11. Holotype male (MNHN). Type locality: Madagascar.

Unplaced species of Goniini

clarior Villeneuve, 1943. —Afrotropical: Zimbabwe.

Sturmia russata clarior Villeneuve, 1943a: 38. Holotype male (not located). Type locality: southern Zimbabwe.

inimica Hesse, 1934. —Afrotropical: South Africa.

Sturmia inimica Hesse, 1934: 428. Holotype female (SAMC). Type locality: South Africa, Western Cape, Somerset West.

rufiventris Curran, 1927. —Afrotropical: D.R. Congo. **Comb. n.**

Ceromasia rufiventris Curran, 1927c: 7. Holotype female (AMNH). Type locality: D.R. Congo, Orientale, Kisangani [as “Stanleyville”].

Note: *Ceromasia rufiventris* Curran, 1927 was placed in *Eurysthaea* Robineau-Desvoidy, 1863 by Crosskey (1980b: 878) as a new combination. The female holotype was examined by PC and could not be placed to genus within the Goniini but does not belong to *Eurysthaea*.

vocalis Villeneuve, 1943. —Afrotropical: D.R. Congo.

Sturmia vocalis Villeneuve, 1943a: 36. Syntypes, 1 male and 1 female (not located). Type localities: D.R. Congo, Orientale, Kisangani [as “Stanleyville”] and Nord-Kivu, “Lessewoud” [assumed to be Lesse at ca. 0°45'N 29°46'E].

Tribe THRIXIONINI

Genus *THRIXION* Brauer & Bergenstamm, 1889

THRIXION Brauer & Bergenstamm, 1889: 108 [also 1890: 40]. Type species: *Phytomyptera aberrans* Schiner, 1861, by monotypy [Palearctic].

Undetermined sp.: Yemen, as “*Thrixion* cf. *pilifrons* Mesnil, 1963” (Zeegers 2007: 400).

Tribe WINTHEMIINI

Genus *HEMIWINTHEMIA* Villeneuve, 1938

HEMIWINTHEMIA Villeneuve, 1938c: 4. Type species: *Hemiwinthemia calva* Villeneuve, 1938, by monotypy.

Note: Crosskey (1984: 274) considered *Hemiwinthemia* Villeneuve, 1938 “of dubious status and probably should not be maintained distinct from *Winthemia* [Robineau-Desvoidy, 1830]”.

calva Villeneuve, 1938.—Afrotropical: D.R. Congo.

Hemiwinthemia calva Villeneuve, 1938c: 5. Holotype female (not located). Type locality: D.R. Congo, Katanga, Bukama.

Genus *NEMORILLA* Rondani, 1856

NEMORILLA Rondani, 1856: 66. Type species: *Tachina maculosa* Meigen, 1824, by original designation [Palearctic].

afra Curran, 1939.—Afrotropical: Ghana, Mozambique, Nigeria, South Africa.

Nemorilla afra Curran, 1939: 3. Holotype male (SANC). Type locality: Mozambique, Maputo [as “Lourenco Marquis”].

floralis (Fallén, 1810).—Afrotropical: ?Eritrea. [Palearctic.]

Tachina floralis Fallén, 1810: 287.

Note: Bezzi’s (1908b: 54) record of *Nemorilla floralis* (Fallén, 1810) (as *Nemorilla notabilis* (Meigen, 1824)) from Eritrea was likely based on a misidentification.

nemorilloides (Bezzi, 1923).—Afrotropical: Seychelles.

Exorista nemorilloides Bezzi, 1923: 101. Syntypes, 1 male and 1 female (BMNH).

Type locality: Seychelles, Silhouette Is., near coast.

Undetermined sp.: Yemen, as “*Nemorilla* cf. *maculosa* (Meigen, 1824)” (Zeegers 2007: 392).

Genus *OSSIDINGIA* Townsend, 1919

OSSIDINGIA Townsend, 1919a: 179. Type species: *Ossidingia ornata* Townsend, 1919 (= *Tachina cruciata* Wiedemann, 1830), by original designation.

JESUIMYIA Townsend, 1926b: 541. Type species: *Tachina cruciata* Wiedemann, 1830, by original designation.

Note: *Ossidingia* Townsend, 1919 was treated as a synonym of *Nemorilla* Rondani, 1856 by Crosskey (1980b: 863) but was later recognized as a genus by Crosskey (1984: 201, 274).

cruciata (Wiedemann, 1830).—Afrotropical: Burundi, Cameroon, D.R. Congo, Kenya, Malawi, Rwanda, South Africa, Tanzania, Uganda.

Tachina cruciata Wiedemann, 1830: 326. Syntypes, males and females (4 males and 1 female in NHMW, 2 syntypes in ZMUC [Zimsen 1954: 22]). Type locality: South Africa, Western Cape, Cape of Good Hope [as “Kap”].

Tachina concisa Walker, 1853: 280. Type(s), female (BMNH). Type locality: South Africa, Western Cape, Cape of Good Hope [as “Cape”].

Tachina ornata Walker, 1853: 282. Type(s), female (BMNH). Type locality: South Africa, Western Cape, Cape of Good Hope [as “Cape”].

Ossidingia ornata Townsend, 1919a: 179 (junior secondary homonym of *Tachina ornata* Walker, 1853). Holotype female (USNM). Type locality: Cameroon, Ossidinge [ca. 5°53'N 9°07'E].

Genus *SMIDTIA* Robineau-Desvoidy, 1830

SMIDTIA Robineau-Desvoidy, 1830: 183. Type species: *Smidtia vernalis* Robineau-Desvoidy, 1830 (= *Tachina conspersa* Meigen, 1824), by subsequent designation of Desmarest in d'Orbigny (1848: 649) (see Evenhuis and Thompson 1990: 238) [Palaeartic].

TIMAVIA Robineau-Desvoidy, 1863a: 257. Type species: *Smidtia flavipalpis* Robineau-Desvoidy, 1848 (= *Tachina amoena* Meigen, 1824), by original designation [Palaeartic].

OMOTOMA Lioy, 1864: 1338. Type species: *Tachina amoena* Meigen, 1824, by subsequent designation of Townsend (1916b: 8).

NEMOSTURMIA Townsend, 1926a: 34. Type species: *Nemosturmia pilosa* Townsend, 1926 (= *Winthemia fumiferanae* Tothill, 1912), by original designation.

HOMOTOMA Bezzi & Stein, 1907: 257. Unjustified emendation of *Omotoma* Lioy, 1864 (junior homonym of *Homotoma* Guérin, 1844).

Note: Bezzi and Stein (1907: 257) emended the name *Omotoma* to *Homotoma* but treated the latter as a junior synonym of *Nemorilla* Rondani, 1856. *Homotoma* has been commonly cited in the literature as a justified emendation (e.g., Mesnil 1949b) or an unjustified emendation (e.g., Herting 1984: 37, O'Hara and Wood 2004: 205) but seemingly always as a junior synonym of another generic name. Unless *Homotoma* was used as a valid name before 1961, it

is an unavailable name and thus an incorrect subsequent spelling of *Omotoma* (Article 11.6.1 of the *Code*, ICZN 1999).

capensis (Schiner, 1868).—Afrotropical: South Africa.

Nemoraea capensis Schiner, 1868: 329. Holotype male (NHMW, not located by JEOH). Type locality: South Africa, Western Cape, Cape of Good Hope [as “Cap”].

Hemiwinthemia francoisi Verbeke, 1973: 4. Holotype female (IRSNB). Type locality: Western Cape, Ceres District, Michell’s Pass [also known as Mitchell’s Pass]. **Syn. n.**

Note: Shima (1996: 174) synonymized *Timavia* Robineau-Desvoidy, 1863 with *Smidtia* Robineau-Desvoidy, 1830 but did not consider the Afrotropical species *Nemoraea capensis* Schiner, 1868 (which Crosskey 1980b: 863 had assigned to *Timavia*) in his redefinition of *Smidtia*. The combination *Smidtia capensis* (Schiner) was first published by Cerretti et al. (2013: 27).

Hemiwinthemia francoisi Verbeke, 1973 was overlooked by Crosskey (1980b) but was recorded from the Afrotropical Region without study or change in genus by Crosskey (1984: 201). The synonymy here is based on study of the holotype by PC.

Genus *WINTHEMIA* Robineau-Desvoidy, 1830

WINTHEMIA Robineau-Desvoidy, 1830: 173. Type species: *Musca quadripustulata* Fabricius, 1794, by subsequent designation of Desmarest *in d’Orbigny* (1849b: 301) (see Evenhuis and Thompson 1990: 239) [Palearctic].

WINTHEMYA Rondani, 1859: 103. Unjustified emendation of *Winthemia* Robineau-Desvoidy, 1830 (see O’Hara et al. 2011: 188).

CROSSOTOCNEMA Bigot, 1885: cci [also 1886: cci]. Type species: *Crossotocnema javana* Bigot, 1885, by monotypy [Oriental].

SERICOPHOROMYIA Austen, 1909: 95. Type species: hereby fixed under Article 70.3.2 of the *Code* (ICZN 1999) as *Tachina quadrata* Wiedemann, 1830, misidentified as *Tachina dasyops* Wiedemann, 1824 in the original designation by Austen (1909).

PSEUDOKEA Townsend, 1927c: 69. Type species: *Pseudokea sumatrana* Townsend, 1927, by monotypy (see Evenhuis et al. 2015: 233) [Oriental].

SERICOPHOROMYIOPS Townsend, 1933: 470. Type species: *Tachina dasyops* Wiedemann, 1824, by original designation.

WINTHEMIOLA Mesnil, 1949b: 80 (as subgenus *Winthemia* Robineau-Desvoidy, 1830). Type species: *Winthemia (Winthemiola) madecassa* Mesnil, 1949, by monotypy.

SERICOPHOROMYIA. Incorrect subsequent spelling of *Sericophoromyia* Austen, 1909 (Villeneuve 1916c: 480).

WINTHEMYIA. Incorrect subsequent spelling of *Winthemia* Robineau-Desvoidy, 1830 (Pantel 1910: 34, etc., Villeneuve 1910b: 305, Villeneuve 1913c: 32).

amplipilosa (Curran, 1928).—Afrotropical: South Africa.

Sericophoromyia amplipilosa Curran, 1928a: 241. Holotype female (SANC; not BMNH, see Arnaud and Owen 1981: 234). Type locality: South Africa, Mpumalanga, Barberton.

australis Mesnil, 1949.—Afrotropical: Réunion.

Winthemia (Crossotocnema) australis Mesnil, 1949b: 83. Holotype male (MNHN). Type locality: Réunion, Cilaos.

candida Mesnil, 1977.—Afrotropical: Madagascar.

Winthemia candida Mesnil, 1977b: 173. Holotype male (MNHN). Type locality: Madagascar, Toliara, Sakaraha.

claripilosa (Austen, 1909).—Afrotropical: Malawi, Tanzania, Uganda.

Sericophoromyia claripilosa Austen, 1909: 96. Holotype male (BMNH). Type locality: Uganda, east Rwenzori Range [as “E. Ruwenzori”], Mubuku Valley, 5000–7000ft.

clarissima. Incorrect subsequent spelling of *claripilosa* Austen, 1909 (original usage not found but spelling listed by Crosskey 1980b: 864).

conformis (Curran, 1928).—Afrotropical: D.R. Congo, Kenya, Malawi, South Africa, Uganda.

Sericophoromyia conformis Curran, 1928a: 242. Holotype male (SANC). Type locality: South Africa, KwaZulu-Natal, Port Shepstone.

Sericophoromyia sericea Curran, 1928a: 240. Holotype male (BMNH). Type locality: Uganda, Rwenzori Range [as “Mount Ruwenzori”].

Note: The relative priority of *Sericophoromyia conformis* Curran, 1928 and *Sericophoromyia sericea* Curran, 1928, when the two are treated as synonyms, was established by Crosskey (1980b: 864), as the First Reviser (Article 24.2.2 of the Code, ICZN 1999).

cylindrica (Villeneuve, 1938).—Afrotropical: D.R. Congo.

Sericophoromyia cylindrica Villeneuve, 1938c: 15. Syntypes, males and females (1 male in IRSNB, 1 male and 1 female in MRAC). Type localities: D.R. Congo, Équateur, Eala and Katanga, Lubumbashi [as “Elisabethville”].

dasyops (Wiedemann, 1824).—Afrotropical: D.R. Congo, Ethiopia, Ghana, Kenya, Madagascar, Malawi, Mozambique, Nigeria, South Africa, Tanzania, Uganda, Yemen.

Tachina dasyops Wiedemann, 1824: 42. Lectotype male (ZMUC), by fixation of Townsend (1932: 47) (examination of “Male Ht” from “Cape Good Hope” in ZMUC [as “Westermann Coll.”] is regarded as a lectotype fixation). Type locality: South Africa, Western Cape, Cape of Good Hope [as “Prom. bon. sp.” = “Promontorium Bonae Spei”].

Sericophoromyia marshalli Villeneuve, 1915b: 195. Syntypes, males and females (not located). Type localities: Ghana (Aburi), Madagascar (Antananarivo, Antananarivo [as “Tananarive”]), Malawi (Mt. Mulanje [as “Mt. Mlanje”]), and Mozambique.

Note: Villeneuve (1916c: 480) described *Sericophoromyia marshalli* Villeneuve, 1915 a second time (spelling the generic name as “*Sericophoromyia*”), explaining that the original de-

scription “was to be published abroad, but of which I heard nothing since the beginning of the war”. Townsend’s (1932: 47) mention of “male Ht” of *S. marshalli* in SAMC from “Natal” cannot be accepted as a lectotype fixation because Natal was not among the type localities listed by Villeneuve (1915b: 196). Villeneuve’s (1916c: 480) second description of *S. marshalli* included material from “Natal, Durban” in SAMC, but only material listed by Villeneuve (1915b) belongs to the type series of *S. marshalli*. Similarly, the “paratype” of *S. marshalli* in MSNM from South Africa examined by Arnaud (1982: 13) was not part of Villeneuve’s (1915b) type series.

fasciculata Villeneuve, 1921.—Afrotropical: Ghana, Kenya, Malawi, Nigeria.

Winthemia fasciculata Villeneuve, 1921: 29. Syntypes, males and females (“Plusieurs individus des deux sexes”) (BMNH). Type localities: Ghana (Aburi) and Malawi (Mt. Mulanje [as “Mont Mlanjé”]).

ignicornis Mesnil, 1977.—Afrotropical: Madagascar.

Winthemia ignicornis Mesnil, 1977b: 172. Holotype male (MNHN). Type locality: Madagascar, Ambohitantely [Réserve Spéciale, ca. 18°10’S 47°17’E].

madecassa Mesnil, 1949.—Afrotropical: D.R. Congo, Madagascar.

Winthemia (Winthemiola) madecassa Mesnil, 1949b: 82. Holotype male (MNHN). Type locality: Madagascar, Toamasina, Rogez [ca. 18°48’S 48°37’E].

masicerana (Villeneuve, 1937).—Afrotropical: Mauritius.

Sericophoromyia masicerana Villeneuve, 1937b: 1. Syntypes, 2 males (not located). Type locality: Mauritius.

quadrata (Wiedemann, 1830).—Afrotropical: “widespread E. & sthn Afr.” (Crosskey 1980b: 864), including Cameroon, D.R. Congo, Ethiopia, Rwanda, Somalia, South Africa, Tanzania, Yemen.

Tachina quadrata Wiedemann, 1830: 318. Type(s), unspecified sex (2 syntypes in ZMUC, Zimsen 1954: 22). Type locality: South Africa, Western Cape, Cape of Good Hope [as “Kap”].

Sericophoromyia lanuginosa Speiser, 1910: 140. Holotype female (NHRS). Type locality: Tanzania, Mt. Kilimanjaro [as “Kilimandjaro”].

Tachina dasyops of Austen (1909: 95), not Wiedemann, 1824. Misidentification (Crosskey 1980b: 864).

Note: *Tachina dasyops* of Austen (1909: 95) was interpreted as synonymous with *Sericophoromyia amplipilosa* Curran, 1928 by Townsend (1932: 47), but the synonymy of Crosskey (1980b: 864) is followed here.

ruficrura (Villeneuve, 1916).—Afrotropical: Ghana, Kenya, Malawi, Mozambique, Nigeria, Tanzania, Uganda.

Sericophoromyia ruficrura Villeneuve, 1916c: 481. Syntypes, unspecified number and sex (BMNH). Type localities: Ghana (Aburi [as “Ahuri”]) and Malawi (Mt. Mulanje [as “Mt. Mlanje”]), and Mozambique.

terrosa Villeneuve, 1913.—Afrotropical: Ghana, Nigeria, Uganda.

Winthemyia terrosa Villeneuve, 1913c: 32. Holotype female (BMNH). Type locality: Uganda, “Prot. Daro or Duro Forest, Toro” [Duro Forest not located;

Toro is a kingdom in western Uganda that occupies a large area between Lake Albert and Lake Edward], 4000–4500ft.

Undescribed spp.: South Africa, Uganda (two undescribed species in BMNH and CNC with atypical features and thus of uncertain generic assignment, Crosskey 1984: 275).

Unplaced species of Exoristinae

boscii Macquart, 1844.—Afrotropical: Mauritius.

Lydella boscii Macquart, 1844: 60 [also 1844: 217]. Type(s), male (“presumed lost”, Crosskey 1971: 272). Type locality: Mauritius [as “l’île de France”].

brunnescens Becker, 1909.—Afrotropical: Kenya.

Pseudophorocera brunnescens Becker, 1909a: 117. Holotype male (MNHN). Type locality: Kenya [as “Afrique orientale anglaise; Escarpment”, interpreted as Kenya by Crosskey 1980b: 881].

Note: The description of *Pseudophorocera brunnescens* Becker, 1909 is repeated in Becker (1910a: 26) under the heading “*Pseudophorocera brunnescens*, n. sp. ♂”.

caffra Macquart, 1846.—Afrotropical: South Africa.

Masicera caffra Macquart, 1846: 290 [also 1846: 162]. Type(s), female (“presumed lost”, Crosskey 1971: 273). Type locality: South Africa, “Cafrerie” (also as “Kaffraria”; probably referring to an area now in the southeastern part of Eastern Cape).

echinaspis Bezzi, 1908.—Afrotropical: Eritrea.

Exorista echinaspis Bezzi, 1908b: 53. Syntypes, 2 males (not located, not among the labelled types of Bezzi in MSNM examined by Arnaud 1982). Type locality: Eritrea, near Adi Keyh [also as Adi Kaie and other spellings, published as “Adi Caiè”, ca. 14°51'N 39°22'E].

excoriata Wiedemann, 1830.—Afrotropical: South Africa.

Tachina excoriata Wiedemann, 1830: 316. Type(s), male (NHMW, “Type” seen by Brauer and Bergenstamm 1891: 343 [also 1891: 39]; not located by JEOH in the Afrotropical portion of the collection but possibly placed elsewhere). Type locality: not given (cited as “?South Africa” by Crosskey 1980b: 881).

excoricata. Incorrect original spelling of *excoriata* Wiedemann, 1830 (Wiedemann 1830: 679).

Note: There are two original spellings for *Tachina excoriata* in Wiedemann (1830): *excoriata* in the text (p. 316) and *excoricata* in the index (p. 679). The correct original spelling was selected as *excoriata* by Bezzi (1911: 59), as the First Reviser (Article 24.2.3 of the Code, ICZN 1999). Bezzi (1911) examined a female of this species from Pretoria and this is probably the basis for Crosskey (1980b: 881) suggesting South Africa as the likely country of origin of the type(s) of *Tachina excoriata*.

liliputiana Bezzi, 1923.—Afrotropical: Seychelles.

Discochaeta liliputiana Bezzi, 1923: 94. Holotype female (BMNH). Type locality: Seychelles, Mahé Is., Cascade Estate, ca. 800ft.

polleniina Bezzi, 1908.—Afrotropical: Eritrea.

Ctenophorocera polleniina Bezzi, 1908b: 56. Syntypes, 2 females (not located, not among the labelled types of Bezzi in MSNM examined by Arnaud 1982). Type locality: Eritrea, near Adi Keyh [also as Adi Kaie and other spellings, published as “Adi Caiè”, ca. 14°51'N 39°22'E].

pretoriensis Bezzi, 1911.—Afrotropical: South Africa.

Archiclops pretoriensis Bezzi, 1911: 61. Holotype female (USNM). Type locality: South Africa, Gauteng, Pretoria.

setibarba Bezzi, 1908.—Afrotropical: Eritrea.

Erynnia setibarba Bezzi, 1908b: 55. Syntypes, 1 male and 1 female (not located, not among the labelled types of Bezzi in MSNM examined by Arnaud 1982). Type locality: Eritrea, Keren [ca. 15°47'N 38°27'E].

Subfamily PHASIINAE (Fig. 5)

Tribe CATHAROSIINI

Genus *CATHAROSIA* Rondani, 1868

CATHAROSIA Rondani, 1868a: 46. Type species: *Thereva pygmaea* Fallén, 1815, by original designation [Palaeartic].

ARCHIPHANIA van Emden, 1945: 397. Type species: *Archiphania alutacea* van Emden, 1945, by monotypy. **Syn. revived.**

Note: *Archiphania* van Emden, 1945 was treated as a genus by Crosskey (1980b: 825) but was synonymized with *Catharosia* Rondani, 1868 by Crosskey (1984: 200). Zeegers (2007: 401) treated *Archiphania* as a genus but we agree with the synonymy of Crosskey (1984: 200).

alutacea (van Emden, 1945).—Afrotropical: Angola, D.R. Congo, Kenya, Nigeria, Yemen.

Archiphania alutacea van Emden, 1945: 398. Holotype male (BMNH). Type locality: Kenya, Embu.

capensis Verbeke, 1970.—Afrotropical: South Africa.

Catharosia capensis Verbeke, 1970: 295. Holotype male (MZLU). Type locality: South Africa, Western Cape, Cape Peninsula, Hout Bay, Skoorsteenkop.

valescens Villeneuve, 1942.—Afrotropical: D.R. Congo (**new record**, IRSNB [Verbeke det.]), Kenya, South Africa, Zimbabwe.

Catharosia valescens Villeneuve, 1942a: 55. Holotype female (not located). Type locality: Zimbabwe, Hurungwe [as “Urungwe”], Gota Gota.

Undescribed sp.: Madagascar (CNC [as *Archiphania alutacea* van Emden, det. L.P. Mesnil], examined by PC).



Figure 5. Live specimen of *Bogosia* sp. (Gymnosomatini, Phasiinae) from Magombera Forest near Mangula, Tanzania (image courtesy of S.A. Marshall).

Genus *LITOPHASIA* Girschner, 1887

LITOPHASIA Girschner, 1887: 380. Type species: *Thereva hyalipennis* Fallén, 1815, by subsequent designation of Brauer (1893: 497) [Palearctic].

LITHOPHASIA. Incorrect subsequent spelling of *Litophasia* Girschner, 1887 (Verbeke 1962a: 89, etc.).

sulcifacies Dear, 1980.—Afrotropical: South Africa.

Litophasia sulcifacies Dear, 1980: 218. Holotype male (BMNH). Type locality: South Africa, Eastern Cape, Port Elizabeth.

Note: *Litophasia sulcifacies* Dear, 1980 was referred to as an “Undescribed sp.” from South Africa by Crosskey (1980b: 825).

Undescribed sp.: Tanzania (ZMUC, examined by PC).

Tribe CYLINDROMYIINI

Genus *BESSERIA* Robineau-Desvoidy, 1830

BESSERIA Robineau-Desvoidy, 1830: 232. Type species: *Besseria reflexa* Robineau-Desvoidy, 1830, by monotypy [Palaeartic].

APOSTROPHUS Loew, 1871: 310, 311. Type species: *Apostrophus suspectus* Loew, 1871 (= *Actia zonaria* Loew, 1847), by subsequent designation of Coquillett (1910: 509) (see O'Hara and Wood 2004: 213) [Palaeartic].

APOSTROPHUSIA Townsend, 1933: 454. Type species: *Apostrophus anthophilus* Loew, 1871, by original designation [Palaeartic].

Note: The type species of *Apostrophus* Loew, 1871 was first designated by Coquillett (1910: 509), as discussed by Sabrosky and Arnaud (1965: 972) and O'Hara and Wood (2004: 213). The designation by Dupuis (1958: 693), which was followed by Crosskey (1980b: 826), Herting and Dely-Draskovits (1993: 433) and others, was later.

caffra Villeneuve, 1920.—Afrotropical: South Africa.

Besseria capensis Brauer & Bergenstamm, 1891: 411 [also 1891: 107] (as “*capensis* S. litt. Cap b. sp. [Cape of Good Hope]”). *Nomen nudum*.

Besseria caffra Villeneuve, 1920a: 155. Syntypes, males and females (not located). Type locality: South Africa, Eastern Cape, Willowmore.

excavata Herting, 1979.—Afrotropical: Madagascar.

Besseria excavata Herting, 1979a: 8. Holotype male (CNC). Type locality: Madagascar, Antananarivo, Antananarivo [as “Tananarive”].

fossulata Bezzi, 1908.—Afrotropical: D.R. Congo, Madagascar, South Africa, Yemen. Palaeartic: M. East (M. East). **Status revived.**

Besseria fossulata Bezzi, 1908c: 383. Holotype male (IRSNB). Type locality: D.R. Congo, Bas-Congo, Banana to Boma.

Besseria longicornis Zeegers, 2007: 402. Holotype male (RMNH). Type locality: Yemen, 12km northwest of Manākhah (15°04'19"N 43°44'27"E). **Syn. n.**

Note: *Besseria fossulata* Bezzi, 1908 was treated as a synonym of *Besseria zonaria* (Loew, 1847) by Crosskey (1980b: 826) but is recognized here as a distinct species based on study of the holotype by PC. *Besseria longicornis* Zeegers, 2007 is newly recognized as a junior synonym of *B. fossulata*.

oblita Herting, 1979.—Afrotropical: Namibia, South Africa.

Besseria oblita Herting, 1979a: 7. Holotype male (BMNH). Type locality: Namibia, Regenstein, 25km SSW of Windhoek.

zonaria (Loew, 1847).—Afrotropical: Ethiopia, South Africa, Tanzania. Palaeartic: C. Asia, Europe (SW. Eur., SC. Eur., SE. Eur., Turkey), Kazakhstan, M. East (Israel), Russia (W. Russia).

Actia zonaria Loew, 1847: 275. Holotype male [published as “♀?”, examined by JEOH] (ZMHB). Type locality: Italy, Sicily, Siracusa [as “Syrakus”].

Genus *CATAPARIPROSOPA* Townsend, 1927

CATAPARIPROSOPA Townsend, 1927b: 285. Type species: *Catapariprosopa curvicauda* Townsend, 1927, by original designation [Oriental].

HEMIPHANIA Villeneuve, 1937a: 205. Type species: *Hemiphania trispina* Villeneuve, 1937, by monotypy.

PHANIOLA Mesnil, 1978b: 285. Type species: *Phaniola cyanella* Mesnil, 1978, by original designation.

Note: *Phaniola* Mesnil, 1978 (with seven new species) and *Hemiphania cilipes* Mesnil, 1978 were published too late to be included in Crosskey's (1980b) chapter on Afrotropical Tachinidae but were listed in the Appendix of the Afrotropical catalogue under "List of additional taxa since going to press" (Crosskey 1980a: 1224). *Hemiphania* was treated as a synonym of *Catapariprosopa* Townsend, 1927 by Crosskey (1980b: 826) and *Phaniola* was similarly treated by Crosskey (1984: 195).

A key to the two mainland Afrotropical species of *Catapariprosopa* Townsend, 1927 was given by Herting (1979b: 13) and a key to the species of Madagascar (as *Hemiphania* Villeneuve, 1937 and *Phaniola* Mesnil, 1978) was given by Mesnil (1978b: 286).

cerina (Mesnil, 1978).—Afrotropical: Madagascar.

Phaniola cerina Mesnil, 1978b: 288. Holotype female (MNHN). Type locality: Madagascar, Toamasina, road from Anosibe An' Ala [as "Anosibe"] to Moramanga, 840m.

cilipes (Mesnil, 1978).—Afrotropical: Madagascar.

Hemiphania cilipes Mesnil, 1978b: 288. Holotype male (MNHN). Type locality: Madagascar, Antananarivo, Ambatolampy [ca. 19°23'S 47°26'E], "Andranotobaka" [not located], 1400m.

Note: *Hemiphania cilipes* Mesnil, 1978 was assigned to *Catapariprosopa* Townsend, 1927 in the Appendix to *Catalogue of the Diptera of the Afrotropical Region* (Crosskey 1980a: 1230).

cultellifera (Mesnil, 1978).—Afrotropical: Madagascar.

Phaniola cultellifera Mesnil, 1978b: 288. Holotype male (MNHN). Type locality: Madagascar, Toamasina, Périnet [ca. 18°55'S 48°25'E].

cumatilis (Mesnil, 1978).—Afrotropical: Madagascar.

Phaniola cumatilis Mesnil, 1978b: 287. Holotype female (MNHN). Type locality: Madagascar, Toamasina, Périnet [ca. 18°55'S 48°25'E].

cyanella (Mesnil, 1978).—Afrotropical: Madagascar.

Phaniola cyanella Mesnil, 1978b: 287. Holotype male (MNHN). Type locality: Madagascar, Toamasina, Périnet [ca. 18°55'S 48°25'E].

edwardsi (van Emden, 1945).—Afrotropical: D.R. Congo (**new record**, IRSNB [PC]), Kenya, Uganda.

Phania edwardsi van Emden, 1945: 402. Holotype male (BMNH). Type locality: Uganda, Rwenzori Range [as "Ruwenzori"], Kilembe, 4500ft.

liturata (Mesnil, 1978).—Afrotropical: Madagascar.

Phaniola liturata Mesnil, 1978b: 287. Holotype male (MNHN). Type locality: Madagascar, Toamasina, Périnet [ca. 18°55'S 48°25'E].

nigrapex (Mesnil, 1978).—Afrotropical: Madagascar.

Phaniola nigrapex Mesnil, 1978b: 288. Holotype female (MNHN). Type locality: Madagascar, Toamasina, Périnet [ca. 18°55'S 48°25'E].

russipes (Mesnil, 1978).—Afrotropical: Madagascar.

Phaniola russipes Mesnil, 1978b: 288. Holotype female (MNHN). Type locality: Madagascar, Toamasina, Périnet [ca. 18°55'S 48°25'E].

trispina (Villeneuve, 1937).—Afrotropical: Uganda.

Hemiphania trispina Villeneuve, 1937a: 205. Holotype male (CNC). Type locality: Uganda, Rwenzori Range [as “Ruwenzori”], 1800m.

Genus *CONOPOMIMA* Mesnil, 1978

CONOPOMIMA Mesnil, 1978b: 289 Type species: *Conopomima bisetosa* Mesnil, 1978, by original designation.

Note: *Conopomima* Mesnil, 1978 was published too late to be included in Crosskey's (1980b) chapter on Afrotropical Tachinidae but was listed in the Appendix of the Afrotropical catalogue under “List of additional taxa since going to press” (Crosskey 1980a: 1224).

bisetosa Mesnil, 1978.—Afrotropical: Madagascar.

Conopomima bisetosa Mesnil, 1978b: 290. Holotype female (MNHN). Type locality: Madagascar, Toliara, near Tôlanaro [also commonly known as Taolagnaro or Fort Dauphin and published as the latter], “forêt d'Isaka”, 225m [Isaka not located].

Genus *CYLINDROMYIA* Meigen, 1803

CYLINDROMYIA Meigen, 1803: 279. Type species: *Musca brassicaria* Fabricius, 1775, by monotypy [Palearctic].

OCYPTERA Latreille, 1804: 195. Type species: *Musca brassicaria* Fabricius, 1775, by subsequent designation of Curtis (1837: 629).

EXOGASTER Rondani, 1856: 78. Type species: *Exogaster carinatus* Rondani, 1856 (= *Ocyptera rufifrons* Loew, 1844), by original designation (see O'Hara et al. 2011: 85) [Palearctic].

OCYPTERULA Rondani, 1856: 78. Type species: *Ocyptera pusilla* Meigen, 1824, by original designation [Palearctic].

PLESIOCYPTERA Brauer & Bergenstamm, 1893: 56 [also 1893: 144]. Type species: *Ocyptera bicolor* Wiedemann, 1819 (junior primary homonym of *Ocyptera bicolor* Olivier, 1811; = *Ocyptera rubida* Loew, 1854), by monotypy [Oriental].

CONOPISOMA Speiser, 1910: 144. Type species: *Conopisoma miraculum* Speiser, 1910, by original designation.

FORMICOCYPTERA Townsend, 1933: 451. Type species: *Ocyptera atrata* Fabricius, 1805, by original designation.

CYLINDROMYIA. Incorrect subsequent spelling of *Cylindromyia* Meigen, 1803 (numerous works).

Note: Subgenera of *Cylindromyia* Meigen, 1803 are not recognized here because the subgeneric placements of the Afrotropical species require more study.

aberrans (Villeneuve, 1936).—Afrotropical: D.R. Congo, Kenya, Uganda.

Ocyptera aberrans Villeneuve, 1936b: 2. Holotype female (CNC). Type locality: D.R. Congo, Nord-Kivu, “Moho Lesse” [Lesse at ca. 0°45'N 29°46'E, Moho is presumed to be nearby].

atrata (Fabricius, 1805).—Afrotropical: D.R. Congo, Nigeria, Sierra Leone, Sudan, Uganda.

Ocyptera atrata Fabricius, 1805: 313. Lectotype male (ZMUC), by fixation of Townsend (1931: 389) (examination of “Male Ht” from Guinea in ZMUC [as “Copenhagen Fab. Coll.”] is regarded as a lectotype fixation). Type locality: “Guinea” (referring to West Africa).

aurohumera (van Emden, 1945).—Afrotropical: Sudan.

Ocyptera aurohumera van Emden, 1945: 407. Holotype male (BMNH). Type locality: Sudan, Darfur, Meidob [as “Midob”], plain below Jabal [as “J.”] Kabojja [ca. 14°58'N 26°36'E].

braueri O'Hara & Cerretti, **nom. n.**—Afrotropical: D.R. Congo, Ethiopia, Kenya, Mozambique (**new record**, JOS [PC]), Rwanda (**new record**, IRSNB [PC]), South Africa, Tanzania, Uganda, Yemen, Zimbabwe (see note).

Ocyptera nigra Brauer & Bergenstamm, 1891: 408 [also 1891: 104] (as “*nigra* Wd. ltt. Afrika”). *Nomen nudum*.

Ocyptera nigra Villeneuve, 1918: 504 (as “*nigra* Br. et Berg. (in litt.)”) (junior secondary homonym of *Glossidionophora nigra* Bigot, 1885). Holotype, unspecified sex [female, examined by JEOH] (NHMW). Type locality: not given (“Afrika” according to Brauer and Bergenstamm 1891: 408 [also 1891: 104] and data label of holotype).

Cylindromyia braueri O'Hara & Cerretti, **nom. n.** for *Ocyptera nigra* Villeneuve, 1918.

Ocyptera nigra of Crosskey (1980b: 827, as synonym of *Cylindromyia rufipes* (Meigen, 1824)), not Villeneuve, 1918. Misidentification (see note).

Note: *Ocyptera nigra* Villeneuve, 1918 is a junior secondary homonym of *Glossidionophora nigra* Bigot, 1885, the valid name of a Neotropical species of *Cylindromyia* (Guimarães 1976: 6). We hereby propose the new name *Cylindromyia braueri* to replace the preoccupied name *Ocyptera nigra* Villeneuve. The same type material applies to the new name. The specific epithet *braueri* is proposed in honour of the 19th Century dipterist Friedrich Brauer of the Naturhistorisches Museum in Vienna (NHMW) who, along with J.E. von Bergenstamm, first published a name for this species, albeit as a *nomen nudum*.

Although *Cylindromyia braueri*, as *Ocyptera nigra* Villeneuve, 1918, was treated by Crosskey (1980b: 827) as a synonym of *Ocyptera rufipes* Meigen, 1824, it was recognized as a distinct species earlier by both Curran (1934a: 130) and van Emden (1945: 410) and recently by Zeegers (2007: 403). Herting (1983b: 85), in his treatment of Palaearctic *Cylindromyia*, did not discuss *C. nigra* but presumably considered it as separate from *C. rufipes* because he did not

record the latter from the Afrotropical Region. Similarly, Herting and Dely-Draskovits (1993: 429) did not record *C. rufipes* from the Afrotropics. The distribution of *C. braueri* given here is based on the records in Curran (1934a), van Emden (1945) and Zeegers (2007).

completa Curran, 1927.—Afrotropical: D.R. Congo.

Cylindromyia completa Curran, 1927b: 3. Holotype male (AMNH). Type locality: D.R. Congo, Orientale, Faradje.

deserta (Villeneuve, 1936).—Afrotropical: Nigeria.

Ocyptera deserta Villeneuve, 1936b: 2. Holotype male (CNC). Type locality: northern Nigeria.

eronis Curran, 1927.—Afrotropical: Cape Verde, D.R. Congo, Ghana, Malawi, Somalia, South Africa, Uganda.

Cylindromyia eronis Curran, 1927b: 3. Holotype female (AMNH). Type locality: D.R. Congo, Orientale, Kisangani [as “Stanleyville”].

Cylindromyia incerta Curran, 1934a: 132. Holotype female (BMNH). Type locality: South Africa, KwaZulu-Natal, Durban.

? *Ocyptera cribrata* Villeneuve, 1936b: 3. Syntypes, 1 male and 1 female (1 female in CNC). Type localities: D.R. Congo and South Africa (Eastern Cape, Algoa Bay).

Note: *Cylindromyia eronis* Curran, 1927 was treated as a synonym of *Cylindromyia miracula* (Speiser, 1910) by Herting (1979b: 9) and as a distinct species by Crosskey (1980b: 826). It is recognized here as a species (with synonymy as given by Crosskey 1980b) based on examination of the holotype by PC.

ethelia Curran, 1934.—Afrotropical: South Africa (**new record**, NMDA [PC]), Uganda.

Cylindromyia ethelia Curran, 1934a: 126. Holotype male (BMNH). Type locality: Uganda, Kampala.

flavibasis (Villeneuve, 1916).—Afrotropical: Burundi (**new record**, IRSNB [PC]), D.R. Congo (**new record**, IRSNB [PC]), South Africa, Uganda (**new record**, NMDA [PC]), Zambia, Zimbabwe.

Ocyptera flavibasis Villeneuve, 1916c: 506. Syntypes, 2 males (SAMC, not located by JEOH). Type localities: South Africa, KwaZulu-Natal, Mfongosi [as “Zululand, M’Fongosi”] and “Transvaal” (a former province that occupied much of the northeastern part of the country and has since been subdivided into several provinces).

hemimelaena (Bezzi, 1923).—Afrotropical: Seychelles.

Exogaster hemimelaena Bezzi, 1923: 92. Holotype male (BMNH). Type locality: Seychelles, Praslin Is.

lavinia Curran, 1934.—Afrotropical: South Africa.

Cylindromyia lavinia Curran, 1934a: 129. Holotype female (SANC). Type locality: South Africa, Limpopo, Woodbush.

marginalis (Wiedemann, 1824).—Afrotropical: South Africa.

Ocyptera marginalis Wiedemann, 1824: 41. Type(s), unspecified sex (1 syntype in ZMUC, Zimsen 1954: 21). Type locality: South Africa, Western Cape, Cape of Good Hope [as “Prom. bon. sp.” = “Promontorium Bonae Spei”].

Note: *Ocyptera marginalis* Wiedemann, 1824 was described from one or more specimens from Cape of Good Hope. There are two males in NHMW labelled “Cap b. sp” and “*marginalis* Coll. Winthem” (examined by JEOH). These are unlikely to be syntypes because Wiedemann cited the type(s) in “Museo Westernm.”, since incorporated into ZMUC.

miracula (Speiser, 1910).—Afrotropical: D.R. Congo, Tanzania.

Conopisoma miraculum Speiser, 1910: 146. Holotype male (NHRS). Type locality: Tanzania, Mt. Kilimanjaro [as “Kilimandjaro”], Kibongoto [as “Kibonoto”].

Cylindromyia insolitum Curran, 1927b: 1. Holotype female [not male as published] (AMNH). Type locality: D.R. Congo, Orientale, Kisangani [as “Stanleyville”].

Note: See Herting (1979b: 8) for a redescription of *Conopisoma miraculum* Speiser, 1910.

ocypteroides (Bezzi, 1908).—Afrotropical: Eritrea.

Exogaster ocypteroides Bezzi, 1908b: 67. Syntypes, 3 males and 1 female (MSNM [1 “type” according to Arnaud 1982: 13]). Type localities: Eritrea, Sabarguma [ca. 15°31'N 39°6'E] and near Adi Keyh [also as Adi Kaie and other spellings, published as “Adi Caiè”, ca. 14°51'N 39°22'E].

Note: Bezzi (1908b: 67) recorded two males of his new species *Exogaster ocypteroides* from Adi Caiè. He noted that one male and one female reported as “*Ocyptera* sp.” from Sabarguma by Bezzi (1901: 22) also belong to this new species. Since all four specimens apparently contributed to the description, they are all treated as syntypes.

oxyphera (Villeneuve, 1926).—Afrotropical: South Africa.

Ocyptera oxyphera Villeneuve, 1926a: 192. Lectotype male (NHMW), by fixation of Curran (1934a: 136) (study and illustration of “type” from Algoa Bay in NHMW is regarded as a lectotype fixation). Type locality: South Africa, Eastern Cape, Algoa Bay.

Cylindromyia oxyphora Curran, 1934a: 136. Unjustified emendation of *Ocyptera oxyphera* Villeneuve, 1926.

pedunculata Curran, 1927.—Afrotropical: D.R. Congo.

Cylindromyia pedunculata Curran, 1927b: 2. Holotype female (AMNH). Type locality: D.R. Congo, Orientale, Kisangani [as “Stanleyville”].

pendunculata. Incorrect subsequent spelling of *pedunculata* Curran, 1927 (Crosskey 1980b: 827).

pictipennis (Macquart, 1835).—Afrotropical: “widespread W. Afr., E. Afr., sthn Afr.” (Crosskey 1980b: 827), including Cameroon, D.R. Congo, Ghana, Nigeria, Senegal, Sierra Leone, South Africa, Tanzania, Uganda, Zimbabwe.

Ocyptera pictipennis Macquart, 1835: 186. Lectotype male (MNHN, only one wing and part of thorax remaining according to Crosskey 1971: 280), by fixation of Crosskey (1971: 280) (examination of “Holotype ♂” from Senegal in MNHN is regarded as a lectotype fixation). Type locality: Senegal.

Ocyptera picta Walker, 1849: 695. Type(s), unspecified sex (1 female in BMNH according to BMNH database). Type locality: Sierra Leone.

Ocyptera euprepia Speiser, 1910: 143. Holotype male (NHRS). Type locality: Tanzania, Mt. Kilimanjaro [as “Kilimandjaro”], Kibongoto [as “Kibonoto”].

rubida (Loew, 1854).—Afrotropical: Yemen. Palaearctic: C. Asia, Europe (SW. Eur., SC. Eur., SE. Eur.) M. East (Israel), N. Africa (NW. Africa). Oriental: India, Sri Lanka (Crosskey 1976: 170, as *Cylindromyia wiedemanni* Crosskey, 1976). *Ocyptera bicolor* Wiedemann, 1819: 37 (junior primary homonym of *Ocyptera bicolor* Olivier, 1811). Lectotype male (ZMUC), by designation of Crosskey (1966a: 666). Type locality: “India or.” (i.e., “East Indies”; interpreted as India by Crosskey 1966a: 666 and Crosskey 1976: 170).

Ocyptera rubida Loew, 1854: 19. Lectotype male (ZMHB), by fixation of Herting (1983b: 82) (examination of “typ[us]” from Dalmatien in ZMHB is regarded as a lectotype fixation for the single syntype in ZMHB [examined by JEOH]). Type locality: Croatia, Dalmacija [as “Dalmatien”].

Cylindromyia wiedemanni Crosskey, 1976: 170, 264 (*nomen novum* for *Ocyptera bicolor* Wiedemann, 1819).

Note: Herting (1983b: 80) redescribed *Ocyptera rubida* Loew, 1854 and established *Ocyptera bicolor* Wiedemann, 1819 as a senior (but invalid) synonym.

rufipes (Meigen, 1824).—Afrotropical: U.A. Emirates. Palaearctic: Europe (all except British Is., Scand.), M. East (all), Russia (W. Russia), Transcaucasia. Oriental: India, Pakistan.

Ocyptera rufipes Meigen, 1824: 215. Lectotype male (MNHN), by fixation of Crosskey (1976: 170) (examination of “Holotype” from France in MNHN is regarded as a lectotype fixation). Type locality: France.

rufohumera O’Hara & Cerretti, **nom. n.**—Afrotropical: D.R. Congo, Zimbabwe.

Ocyptera scapularis Villeneuve, 1944: 145 (junior primary homonym of *Ocyptera scapularis* Loew, 1845). Syntypes, 2 males (1 male in CNC). Type localities: D.R. Congo and Zimbabwe (Vumba Mountains according to label data of CNC syntype, Cooper and O’Hara 1996: 56).

Cylindromyia rufohumera O’Hara & Cerretti, **nom. n.** for *Ocyptera scapularis* Villeneuve, 1944.

Note: *Ocyptera scapularis* Villeneuve, 1944 is a junior primary homonym of *Ocyptera scapularis* Loew, 1845, the valid name of a Palaearctic species of *Cylindromyia* (Cerretti 2010: 540). This was noted by Crosskey (1980a: 1230) in the Appendix to *Catalogue of the Diptera of the Afrotropical Region*, who wrote: “No replacement name is here proposed as such may not be needed when Afrotropical *Cylindromyia* species are fully revised ...”. We believe that renaming the Afrotropical species is in the best interests of nomenclatural stability and hereby propose the new name *Cylindromyia rufohumera* to replace the preoccupied name *Ocyptera scapularis* Villeneuve. The same type material applies to the new name. The specific epithet *rufohumera* is formed from the Latin words *rufus* (reddish) and *humerus* (shoulder), alluding to the reddish postpronotal lobes (“épaules”) mentioned in the original description and which likely inspired Villeneuve’s name *scapularis*.

sensua Curran, 1934.—Afrotropical: Botswana, D.R. Congo (**new record**, IRSNB [Verbeke det.]), Tanzania.

Cylindromyia sensua Curran, 1934a: 133. Holotype female (BMNH). Type locality: Tanzania, Zanzibar, Pemba Island.

soror (Wiedemann, 1830).—Afrotropical: D.R. Congo (**new record**, IRSNB [PC]), Kenya, Malawi, Nigeria, Réunion (**new record**, photo identification [PC]), South Africa, Sudan, Tanzania, Uganda, Yemen.

Ocyptera soror Wiedemann, 1830: 652. Syntypes, unspecified number and sex (2 males and 1 female in NHMW). Type locality: South Africa, Western Cape, Cape of Good Hope [as “Kap”].

Cylindromyia snelli Curran, 1934a: 129. Holotype female (BMNH). Type locality: Tanzania, Zanzibar, near “Mazi Moja” (possibly now as Mnazi Mmoja).

Ocyptera linearis Villeneuve, 1936b: 2. Lectotype male (IRSNB), by designation herein (see Lectotype Designations section). Type locality: D.R. Congo ([Équateur], Eala according to label data).

xiphias (Bezzi, 1908).—Afrotropical: “widespread W. Afr. to E. Afr. & n.-e. Afr., sthn Afr.” (Crosskey 1980b: 827), including D.R. Congo, Eritrea, Kenya, Malawi, South Africa, Sudan, Tanzania, Uganda, Zambia, Zimbabwe.

Ocyptera xiphias Bezzi, 1908b: 65. Type(s), male (not located, not among the labelled types of Bezzi in MSNM examined by Arnaud 1982). Type locality: Eritrea, near Mendefera [as “Adi Ugri”, ca. 14°53'N 38°49'E].

Note: Curran (1934a: 137) was likely in error when he wrote for *Ocyptera xiphias* Bezzi, 1908: “Type in Munro collection; allotype in British Museum (Natural History)”. There are no Bezzi types of Tachinidae in SANC, where Curran types collected by Munro are housed (examined by JEOH). Similarly, we doubt that Munro would have been in possession of a name-bearing type of *O. xiphias* Bezzi. For these reasons we do not accept Curran's (1934a: 137) mention of the “Type” of *Ocyptera xiphias* Bezzi, 1908 as a lectotype fixation.

Undescribed sp.: Madagascar (TAU, examined by PC).

Genus *PROLOPHOSIA* Townsend, 1933

PROLOPHOSIA Townsend, 1933: 450. Type species: *Prolophosia petiolata* Townsend, 1933, by original designation.

petiolata Townsend, 1933.—Afrotropical: Burundi, D.R. Congo (**new record**, IRSNB [PC]), Kenya, South Africa, Tanzania, Uganda.

Prolophosia petiolata Townsend, 1933: 450. Holotype male (NHRS). Type locality: South Africa, “Caffraria” (also known as “Kaffraria”, a former region in Eastern Cape).

Cylindromyia atypica Curran, 1934a: 140. Holotype male (BMNH). Type locality: Uganda, Kampala.

Cylindromyia ugandana Curran, 1934a: 141. Holotype male (BMNH). Type locality: Uganda, Kampala.

retroflexa (Villeneuve, 1944).—Afrotropical: Uganda. **Comb. n.**

Ocyptera retroflexa Villeneuve, 1944: 145. Holotype female (CNC). Type locality: Uganda, Kampala.

Note: *Ocyptera retroflexa* Villeneuve, 1944 was treated as a species of *Cylindromyia* Meigen, 1803 by Crosskey (1980b: 827) but is moved here to *Prolophosia* Townsend, 1933 based on our study of the holotype.

Undescribed sp.: Burundi (MZUR, examined by PC).

Tribe GYMNOSOMATINI

Genus *BOGOSIA* Rondani, 1873

BOGOSIA Rondani, 1873: 284. Type species: *Bogusia antinorii* Rondani, 1873, by monotypy.

EPINEURA Brauer & Bergenstamm, 1891: 388 [also 1891: 84]. Type species: *Phasia helva* Wiedemann, 1818, by subsequent designation of Townsend (1916b: 6).

ENGELOBOGOSIA Townsend, 1933: 449. Type species: *Bogusia engeli* Karsch, 1887 (= *Bogusia antinorii* Rondani, 1873), by original designation.

Note: A revision of *Bogusia* Rondani, 1873 was published by Barraclough (1985a). We agree with Tschorsnig (1985: 106) in assigning *Bogusia* to the Gymnosomatini.

antinorii Rondani, 1873.—Afrotropical: Angola, D.R. Congo, Eritrea, Kenya, Madagascar, Malawi, South Africa, Tanzania, Zimbabwe.

Bogusia antinorii Rondani, 1873: 284. Lectotype female (MCSN), by fixation of Townsend (1938b: 12) (mention of “Ht” from “Bogos” in MCSN is regarded as a lectotype fixation). Type locality: Eritrea, “Bogos” (a former region).

Bogusia engeli Karsch, 1887: 4. Lectotype female (ZMHB, not located by Barraclough 1985a: 352 or by JEOH in 2014), by fixation of Townsend (1933: 450) (mention of “Female holotype” from Pungo Andongo [p. 449] in ZMHB is regarded as a lectotype fixation). Type locality: Angola, Pungo Andongo.

Note: Townsend’s (1931: 389) mention of “Ht in Genoa?, from Abyssinia” for *Bogusia antinorii* Rondani, 1873 is too vague to be accepted as a lectotype fixation. Neither Rondani (1873: 284) nor Townsend (1938b: 12) gave the sex of the name-bearing type of *B. antinorii*, but Barraclough (1985a: 351) examined the “holotype” in MCSN and gave its sex as female. Townsend’s (1931: 388) examination of the “Female Ht” of *Bogusia engeli* Karsch, 1887 in ZMHB is not accepted as a lectotype fixation because he gave the type locality as “West Tanganyika” (i.e., West Tanzania); the type locality is Pungo Andongo in Angola, as cited correctly by Townsend (1933: 449). Townsend (1931: 388) either erred in citing the type locality or examined a non-type specimen.

argentea Barraclough, 1985.—Afrotropical: Angola, South Africa, Zambia.

Bogusia argentea Barraclough, 1985a: 366. Holotype male (BMNH). Type locality: Angola, Chianga.

bequaerti Villeneuve, 1913.—Afrotropical: Angola, Burundi, Cameroon, Congo, Côte d’Ivoire, D.R. Congo, Gabon, Ghana, Guinea, Kenya, Malawi, Mozambique, Nigeria, Rwanda, South Africa, Tanzania, Uganda, Zimbabwe.

Bogusia bequaerti Villeneuve, 1913c: 45. Holotype female (CNC). Type locality: D.R. Congo, Bas-Congo, Kibombo.

curvaverpa Barraclough, 1985.—Afrotropical: Côte d'Ivoire.

Bogusia curvaverpa Barraclough, 1985a: 367. Holotype male (MNHN). Type locality: Côte d'Ivoire, Bouaké.

grahami Barraclough, 1985.—Afrotropical: Ghana.

Bogusia grahami Barraclough, 1985a: 357. Holotype male (BMNH). Type locality: Ghana, Obuasi, Ashanti.

helva (Wiedemann, 1818).—Afrotropical: D.R. Congo, Kenya, Malawi, Mozambique, South Africa, Tanzania, Uganda, Zimbabwe.

Phasia helva Wiedemann, 1818: 45. Lectotype male (NHMW), by fixation of Townsend (1931: 388) (examination of “Male Ht” from Cape of Good Hope in NHMW is regarded as a lectotype fixation). Type locality: South Africa, Western Cape, Cape of Good Hope.

Phania taeniata Wiedemann, 1824: 42. Lectotype female [Wiedemann cited only the male sex, presumably in error] (ZMUC), by designation of Barraclough (1985a: 360). Type locality: South Africa, Western Cape, Cape of Good Hope [as “Prom. bon. sp.” = “Promontorium Bonae Spei”].

Epineura minor Villeneuve, 1913c: 45. Lectotype male (MRAC), by fixation of Barraclough (1985a: 360, 363) (examination of “holotype ♂” from Bukama in MRAC [as “KMMA” = “Koninklijk Museum voor midden-Afrika ... Teruren”) is regarded as a lectotype fixation). Type locality: D.R. Congo, Katanga, Bukama.

Epineura pellucens Villeneuve, 1918: 508. *Nomen nudum* (published in synonymy with *Phasia helva* Wiedemann, 1818).

Bogusia similis Villeneuve, 1926b: 64. Syntypes, unspecified number and sex (2 males in CNC, one from each type locality, Cooper and O'Hara 1996: 19). Type localities: D.R. Congo, Katanga (Kalemie [as “Albertville”]) and Nord-Kivu (Beni).

Note: There are four specimens in NHMW that we believe belong to the original type series of *Phasia helva* Wiedemann, 1818: three males and one damaged specimen of undetermined sex (examined by JEOH). One male is from “Prom. bon. spei” [= Cape of Good Hope] and “Coll. Wiedem.” and the other three specimens are from “Cap b. sp.” [= Cape of Good Hope] and “Coll. Winthem”. All four specimens have “Type” handwritten on the collection label but only one, the male from “Coll. Wiedem.”, additionally bears a small red “Type” label. This last specimen is accepted as the lectotype of *Phasia helva* by fixation of Townsend (1938b: 15).

The distribution of *Bogusia helva* (Wiedemann, 1818) given here follows the “Material examined” in Barraclough (1985a: 363–364). Van Emden (1945: 429) additionally recorded the species from Ghana, Nigeria and Sudan, based in part on material in BMNH that was later examined by Barraclough. It is possible that Barraclough (1985a) did not accept all of the identifications of *B. helva* by van Emden (1945).

inconspicua (Villeneuve, 1938).—Afrotropical: D.R. Congo.

Epineura inconspicua Villeneuve, 1938c: 16. Lectotype male (IRSNB), by designation of Barraclough (1985a: 356). Type locality: D.R. Congo, Nord-Kivu, Rutshuru.

rogezensis Barraclough, 1985.—Afrotropical: Madagascar.

Bogosia rogezensis Barraclough, 1985a: 359. Holotype male (MNHN). Type locality: Madagascar, Toamasina, Rogez [ca. 18°48'S 48°37'E].

rubens (Villeneuve, 1923).—Afrotropical: D.R. Congo, Nigeria, South Africa, Tanzania, Uganda, Zimbabwe.

Epineura rubens Villeneuve, 1923: 78. Lectotype male (BMNH), by fixation of Barraclough (1985a: 352, 355) (examination of “Holotype ♂” from Ibadan in BMNH is regarded as a lectotype fixation). Type locality: Nigeria, Ibadan.

rufiventris Bigot, 1876.—Afrotropical: Cameroon, Congo, D.R. Congo, Malawi, South Africa, Tanzania, Zimbabwe.

Bogosia rufiventris Bigot, 1876: 399. Lectotype male (BMNH), by fixation of Crosskey (1971: 296) (examination of “Holotype ♂” from Natal in BMNH is regarded as a lectotype fixation). Type locality: South Africa, KwaZulu-Natal.

Genus **BOGOSIELLA** Villeneuve, 1923

BOGOSIELLA Villeneuve, 1923: 78. Type species: *Bogosiella pomeroyi* Villeneuve, 1923, by monotypy. **Status revived.**

Note: Sun and Marshall (2003: 19) synonymized *Bogosiella* Villeneuve, 1923 with *Phasia* Latreille, 1804 but its single species, *B. pomeroyi* Villeneuve, 1923, is inexplicably missing from their work except for a brief mention of its membership in the *Phasia varicolor* (Curran, 1927) species group (p. 214, as “*pomeroyi*”). We do not agree with this synonymy and here reinstate *Bogosiella* as a genus and classify it in the Gymnosomatini as first proposed by Tschorsnig (1985: 106). The characters that distinguish *Bogosiella* will be given in the Tachinidae chapter of the *Manual of Afrotropical Diptera* (in prep.).

pomeroyi Villeneuve, 1923.—Afrotropical: “widespread W. Afr. to E. Afr. & sthn Afr.” (Crosskey 1980b: 825), including Côte d’Ivoire, D.R. Congo, Ghana, Kenya, Malawi, Nigeria, Sierra Leone, South Africa, Sudan, Uganda, Zimbabwe. **Comb. revived.**

Musca fasciata Fabricius, 1805: 299 (junior primary homonym of *Musca fasciata* Müller, 1764 and others). Lectotype male (ZMUC), by fixation of Townsend (1931: 388) (examination of “Male Ht” from Guinea in ZMUC [as “Copenhagen Fab. Coll.”] is regarded as a lectotype fixation). Type locality: “Guinea” (referring to West Africa).

Bogosiella pomeroyi Villeneuve, 1923: 79. Lectotype, unspecified sex (BMNH), by fixation of Townsend (1931: 388) (examination of “Ht” from South Nigeria in BMNH is regarded as a lectotype fixation). Type locality: Nigeria, Ibadan.

Besseria atypica Curran, 1933: 168. Holotype female (BMNH). Type locality: Nigeria, Ibadan.

pomeroyi. Incorrect subsequent spelling of *pomeroyi* Villeneuve, 1923 (Sun and Marshall 2003: 214).

Genus *GYMNOSOMA* Meigen, 1803

RHODOGYNE Meigen, 1800: 39. Name suppressed by ICZN (1963: 339).

GYMNOSOMA Meigen, 1803: 278. Type species: *Musca rotundata* Linnaeus, 1758 (as “*Musca rotundata* Fabr.”), by monotypy [Palaeartic].

emdeni (Mesnil, 1950).—Afrotropical: Ethiopia, Kenya, Tanzania, Uganda, Zimbabwe. *Rhodogyne emdeni* Mesnil, 1950d: 114. Holotype male (CNC). Type locality: Zimbabwe, Kadoma [as “Gatooma”].

Musca rotundata of van Emden (1945: 434, as “*Gymnosoma rotundatum*”), not Linnaeus, 1758. Misidentification (Crosskey 1980b: 825).

fuscobalteratum van Emden, 1945.—Afrotropical: Malawi, Nigeria.

Gymnosoma fuscobalteratum van Emden, 1945: 434. Holotype male (BMNH). Type locality: Malawi, Thyolo [as “Cholo”].

Genus *TRICHOPODA* Berthold, 1827

TRICHOPODA Berthold, 1827: 508 (as “Trichopode” (vernacular) by Latreille, 1825: 498, name first latinized in Berthold’s German translation of Latreille (1825)). Type species: *Thereva plumipes* Fabricius, 1805, by subsequent designation of Coquillett (1910: 616).

TRICHOPODA. Incorrect subsequent spelling of *Trichopoda* Berthold, 1827 (Latreille 1829: 512).

Note: Two species of *Trichopoda* Berthold, 1827 native to the New World have been introduced into South Africa as potential biological control agents against the southern green stink bug, *Nezara viridula* (Linnaeus): *Trichopoda giacomellii* (Blanchard, 1966) and *Trichopoda pennipes* (Fabricius, 1781) (van den Berg et al. 1995, van den Berg and Greenland 1996, van den Berg and Greenland 1997). The establishment of neither species has been confirmed. *Trichopoda* was first treated in the Gymnosomatini by Tschorsnig (1985: 106).

There is an unconfirmed and doubtful report of *Trichopoda* sp. from Tanzania (Ngongolo et al. 2014). We were unsuccessful in contacting the senior author for more information about this record and consider it as most likely based on a misidentification. We tentatively record *Trichopoda* from the Afrotropical Region but note that confirmed species records are lacking.

giacomellii (Blanchard, 1966).—Afrotropical: ?South Africa. [Neotropical.]

Trichopodopsis giacomellii Blanchard, 1966: 75.

pennipes (Fabricius, 1781).—Afrotropical: ?South Africa. [Nearctic.]

Musca pennipes Fabricius, 1781: 450.

Tribe HERMYINI

Note: Crosskey (1980b: 826, 827) treated *Hermya* Robineau-Desvoidy, 1830 and *Paraclara* Bezzi, 1908 (as *Clara* Brauer & Bergenstamm, 1889, but see note below) as genera in the tribe Cylindromyiini. The Hermyini are currently recognized as a tribe (e.g., Herting 1984: 162, O'Hara et al. 2009: 130) and *Paraclara* is here transferred to it.

Genus *HERMYA* Robineau-Desvoidy, 1830

HERMYA Robineau-Desvoidy, 1830: 226. Type species: *Hermya afra* Robineau-Desvoidy, 1830 (= *Ocyptera diabolus* Wiedemann, 1819), by subsequent designation of Townsend (1916b: 7).

ORECTOCERA van der Wulp, 1881: 39. Type species: *Tachina beelzebul* Wiedemann, 1830, by subsequent designation of Townsend (1936a: 75) [Oriental].

PARAPHANIA Brauer & Bergenstamm, 1889: 141 [also 1890: 73]. Type species: *Ocyptera diabolus* Wiedemann, 1819, by monotypy.

LIANCOSMIA Speiser, 1910: 156. Type species: *Liancosmia ditissima* Speiser, 1910, by monotypy.

DEUTEROCLARA Villeneuve, 1915b: 207. Type species: *Deuteroclara regalis* Villeneuve, 1915, by monotypy.

HERMYIA Bezzi & Stein, 1907: 566. Unjustified emendation of *Hermya* Robineau-Desvoidy, 1830 (see O'Hara et al. 2011: 23 for an explanation for why this spelling in Scudder 1882: 160 is not accepted as an unjustified emendation).

albifacies Curran, 1941.—Afrotropical: D.R. Congo.

Hermya albifacies Curran, 1941: 5 (junior secondary homonym of *Pseudorectocera albifacies* Townsend, 1928; not renamed while *Pseudorectocera albifacies* is in synonymy with *Hermya beelzebul* (Wiedemann, 1830) [Oriental]). Holotype male (AMNH). Type locality: D.R. Congo, Orientale, Kisangani [as “Stanleyville”].

confusa Curran, 1941.—Afrotropical: Cameroon, D.R. Congo, Madagascar, Nigeria, Uganda.

Hermya confusa Curran, 1941: 4. Holotype male (AMNH). Type locality: D.R. Congo, Orientale, Kisangani [as “Stanleyville”].

diabolus (Wiedemann, 1819).—Afrotropical: “widespread trop. Afr. & sthn Afr.” (Crosskey 1980b: 827), including D.R. Congo, Ghana, Guinea, Kenya, Liberia, Malawi, Sierra Leone, South Africa, Sudan, Tanzania, Uganda, Zimbabwe.

Ocyptera diabolus Wiedemann, 1819: 26. Syntypes, males and females (3 syntypes in ZMUC, Zimsen 1954: 22). Type locality: South Africa, Western Cape, Cape of Good Hope [as “Prom. bon. sp.” = “Promontorium Bonae Spei”].

Hermya afra Robineau-Desvoidy, 1830: 227. Type(s), unspecified sex (originally in Dejean's collection, the Diptera of which are mostly lost; Evenhuis et al. 2010: 238). Type locality: South Africa [as "Brésil", in error according to Crosskey 1980b: 827].

Hermya hottentota Robineau-Desvoidy, 1830: 227. Type(s), unspecified sex (MNHN or lost). Type locality: South Africa, Western Cape, Cape of Good Hope [as "Cap de Bonne-Espérance"].

Hermya pictipennis Curran, 1941: 5. Holotype male (AMNH). Type locality: Uganda.

ditissima (Speiser, 1910).—Afrotropical: "widespread W. Afr., E. & sthn Afr." (Crosskey 1980b: 828), including Cameroon, D.R. Congo, Ghana, Kenya, South Africa, Tanzania, Uganda.

Liancosmia ditissima Speiser, 1910: 157. Holotype female [not male as published, Townsend 1931: 391] (NHRS). Type locality: Tanzania, Mt. Kilimanjaro [as "Kilimandjaro"], Kibongoto [as "Kibonoto"], 1300–1900m.

nitida Curran, 1941.—Afrotropical: D.R. Congo, Kenya, Uganda.

Hermya nitida Curran, 1941: 4. Holotype male (AMNH). Type locality: D.R. Congo, Orientale, Kisangani [as "Stanleyville"].

regalis (Villeneuve, 1915).—Afrotropical: Madagascar.

Deuteroclara regalis Villeneuve, 1915b: 208. Lectotype male (CNC), by fixation of Townsend (1938b: 102) (mention of "Ht male" from Tananarive in Rambouillet [Villeneuve's personal collection, since dispersed] is regarded as a lectotype fixation). Type locality: Madagascar (Antananarivo, Antananarivo [as "Tananarive"] according to label data, Cooper and O'Hara 1996: 28).

vittata Curran, 1941.—Afrotropical: Cameroon, D.R. Congo.

Hermya vittata Curran, 1941: 4. Holotype male (AMNH). Type locality: Cameroon, Edea [as "Eden" in error, Arnaud 1963: 116].

Genus **PARACLARA** Bezzi, 1908

CLARA Brauer & Bergenstamm, 1889: 141 [also 1890: 73] (junior homonym of *Clara* Gill, 1862). Type species: *Clara dimidiata* Brauer & Bergenstamm, 1889, by monotypy.

PARACLARA Bezzi, 1908b: 86. Type species: *Paraclara magnifica* Bezzi, 1908, by monotypy.

Note: The valid name for this genus was given as *Clara* Brauer & Bergenstamm, 1889 by Crosskey (1980b: 826) but was corrected to *Paraclara* Bezzi, 1908 in the simultaneously published Appendix (Crosskey 1980a: 1230). *Paraclara* was treated in the Cylindromyiini by Crosskey (1980b: 826) but is moved here to the Hermiyini, **comb. n.**

dimidiata (Brauer & Bergenstamm, 1889).—Afrotropical: “widespread W. Afr. to Sudan & sthn Afr.” (Crosskey 1980b: 826), including D.R. Congo, Ghana, Malawi, Nigeria, Sierra Leone, South Africa.

Clara dimidiata Brauer & Bergenstamm, 1889: 141, 170 [also 1890: 73, 102]. Lectotype male (NHMW), by fixation of Townsend (1931: 390) (examination of “Male Ht” from Cape of Good Hope in NHMW is regarded as a lectotype fixation for the single male syntype in NHMW [examined by JEOH]). Type locality: “Patria?” (i.e., unknown; South Africa, Western Cape, Cape of Good Hope according to label data of male lectotype and female paralectotype in NHMW, as “Cap. b. sp.” [= “Cap Bonae Spei”]).

magnifica Bezzi, 1908.—Afrotropical: “widespread W. Afr. to E. Afr.” (Crosskey 1980b: 826), including D.R. Congo, Eritrea, Kenya, Nigeria, South Africa, Sudan, Tanzania, Uganda, Yemen.

Paraclara magnifica Bezzi, 1908b: 86. Lectotype male (MSNM, Arnaud 1982: 12), by fixation of Townsend (1938b: 149) (mention of “Ht male” from Adi Ugri in MSNM is regarded as a lectotype fixation). Type locality: Eritrea, near Mendefera [as “Adi Ugri”, ca. 14°53'N 38°49'E].

Tribe IMITOMYIINI

Genus *IMITOMYIA* Townsend, 1912

HIMANTOSTOMA Loew, 1863b: 320, 321 (junior homonym of *Himantostoma* Agassiz, 1862). Type species: *Himantostoma sugens* Loew, 1863, by monotypy [Nearctic].

IMITOMYIA Townsend, 1912: 49 (*nomen novum* for *Himantostoma* Loew, 1863).

DIPLOPOTA Bezzi, 1918: 272. Type species: *Himantostoma mochii* Bezzi, 1917, by original designation.

kivuensis Verbeke, 1962.—Afrotropical: D.R. Congo.

Imitomymia kivuensis Verbeke, 1962a: 150. Holotype male (MRAC). Type locality: D.R. Congo, Nord-Kivu, Kibati [ca. 1°36'S 29°16'E].

mochii (Bezzi, 1917).—Afrotropical: D.R. Congo, Eritrea, Kenya (**new record**, MZUR [PC]), South Africa, Tanzania, Uganda, Zimbabwe.

Himantostoma mochii Bezzi, 1917: 91. Syntypes, males and females (MSNM, Arnaud 1982: 12). Type locality: Eritrea, Ghinda [ca. 15°27'N 39°6'E].

nitida (van Emden, 1945).—Afrotropical: D.R. Congo, Gambia, Ghana, Kenya, Nigeria, Tanzania, Uganda.

Diplopota nitida van Emden, 1945: 412. Holotype male (BMNH). Type locality: Tanzania, Kilosa [as “Kilossa”].

Tribe LEUCOSTOMATINI

Note: Crosskey (1980b: 828, 1984: 195) recognized the tribe Cinochirini but the members of this tribe have since been incorporated into the Leucostomatini (e.g., Herting 1984, Herting and Dely-Draskovits 1993, Cerretti 2010). The family-group name Leucostomatini has priority over Cinochirini (Sabrosky 1999).

Genus *APOMORPHOMYIA* Crosskey, 1984

APOMORPHOMYIA Crosskey, 1984: 298. Type species: *Apomorphomyia lygaeidophaga* Crosskey, 1984, by original designation.

lygaeidophaga Crosskey, 1984.—Afrotropical: South Africa.

Apomorphomyia lygaeidophaga Crosskey, 1984: 299. Holotype male (BMNH).
Type locality: South Africa, Gauteng, Johannesburg, Frankenwald.

Genus *CAHENIA* Verbeke, 1960

CAHENIA Verbeke, 1960: 340. Type species: *Cahenia mima* Verbeke, 1960, by original designation.

MAPOLOMYIA Verbeke, 1960: 343. Type species: *Mapolomyia connexa* Verbeke, 1960, by original designation.

Note: *Mapolomyia* Verbeke, 1960 was treated as a genus by Crosskey (1980b: 828) but was later synonymized with *Cahenia* Verbeke, 1960 by Crosskey (1984: 200). The relative priority of *Cahenia* Verbeke, 1960 and *Mapolomyia* Verbeke, 1960, when the two are treated as synonyms, was established by Crosskey (1984: 200), as the First Reviser (Article 24.2.2 of the Code, ICZN 1999).

connexa (Verbeke, 1960).—Afrotropical: D.R. Congo.

Mapolomyia connexa Verbeke, 1960: 343. Holotype male (MRAC). Type locality: D.R. Congo, Orientale, Mapolo.

mima Verbeke, 1960.—Afrotropical: D.R. Congo.

Cahenia mima Verbeke, 1960: 340. Holotype male (MRAC). Type locality: D.R. Congo, Orientale, Mapolo.

Genus *CALYPTROMYIA* Villeneuve, 1915

CALYPTROMYIA Villeneuve, 1915a: 92. Type species: *Calyptromyia barbata* Villeneuve, 1915, by original designation [Oriental].

CALYPTEROMYIA. Incorrect subsequent spelling of *Calyptromyia* Villeneuve, 1915 (Hennig 1941: 189).

stupenda Dear, 1981.—Afrotropical: Madagascar.

Calyptromyia stupenda Dear, 1981: 504. Holotype male (BMNH). Type locality: Madagascar, Toliara [as “Tulear”], Forêt de Zombitsy, 300m.

Genus *CLAIRVILLIOPS* Mesnil, 1959

CLAIRVILLIOPS Mesnil, 1959: 29 (as subgenus of *Dionaea* Robineau-Desvoidy, 1830). Type species: *Dionaea (Clairvilliops) inermis* Mesnil, 1959 (= *Clairvillia breviforceps* van Emden, 1954), by monotypy.

Note: *Clairvilliops* Mesnil, 1959 was treated as a synonym of *Dionaea* Robineau-Desvoidy, 1830 by Crosskey (1980b: 828) but was moved into synonymy with *Clairvillia* Robineau-Desvoidy, 1830 by Crosskey (1984: 200). *Clairvilliops* was recognized as a genus by Herting (1984: 176) and subsequent authors (e.g., Herting and Dely-Draskovits 1993: 424, Tschorsnig and Richter 1998: 781, Shima 2014: 865).

breviforceps (van Emden, 1954).—Afrotropical: D.R. Congo, Tanzania. Palaeartic: Japan. Oriental: Malaysia, Taiwan.

Clairvillia breviforceps van Emden, 1954: 549. Holotype female (MRAC). Type locality: D.R. Congo, Nord-Kivu, Rutshuru.

Dionaea (Clairvilliops) inermis Mesnil, 1959: 29. Holotype female (SMNS). Type locality: Tanzania, Pare Mountains, Usangi.

Note: *Dionaea inermis* Mesnil, 1959 was synonymized with *Clairvillia breviforceps* van Emden, 1954 by Crosskey (1984: 200, 236). This synonymy was followed by Herting (1984: 177, as pers. comm. from Crosskey).

Genus *DIONOMELIA* Kugler, 1978

DIONOMELIA Kugler, 1978b: 346. Type species: *Dionomelia hennigi* Kugler, 1978, by original designation.

hennigi Kugler, 1978.—Afrotropical: U.A. Emirates. Palaeartic: Europe (SW. Eur.), M. East (all).

Dionomelia hennigi Kugler, 1978b: 346. Holotype female (TAU). Type locality: Israel, Dead Sea area, ‘En Boqeq [ca. 31°12’N 35°22’E].

Genus *LEUCOSTOMA* Meigen, 1803

LEUCOSTOMA Meigen, 1803: 279. Type species: *Ocyptera simplex* Fallén, 1815, by subsequent monotypy of Meigen (1824: 234).

africanum Villeneuve, 1920.—Afrotropical: South Africa.

Leucostoma africanum Villeneuve, 1920a: 155. Syntypes, males and females (1 male and 1 female in CNC). Type locality: South Africa, Eastern Cape, Willowmore.

engeddense Kugler, 1966.—Afrotropical: South Africa, U.A. Emirates. Palaearctic: Europe (SW. Eur., SC. Eur., SE. Eur., Turkey), M. East (all), N. Africa (Canary Is., Madeira, NW. Africa).

Leucostoma engeddense Kugler, 1966: 177. Holotype female (TAU). Type locality: Israel, 'En Gedi [as "En-Geddi", ca. 31°27'N 35°23'E].

obsidianum (Wiedemann, 1830).—Afrotropical: Sudan, Yemen. Palaearctic: Europe (SC. Eur.), M. East (all), N. Africa (Canary Is.).

Tachina obsidiana Wiedemann, 1830: 341. Lectotype female (SMF), by fixation of Herting (1982: 12) (examination of "Type (♀)" from Nubien in SMF is regarded as a lectotype fixation). Type locality: Nubia region [as "Nubien", a region in southern Egypt and northern Sudan, recorded here as Sudan following Crosskey 1980b: 829].

Leucostoma marismortui Kugler, 1966: 179 (as "*maris-mortui*"). Holotype female (TAU). Type locality: Israel, 'En Gedi [as "En-Geddi", ca. 31°27'N 35°23'E].

Note: Crosskey (1980b: 829) synonymized *Tachina obsidiana* Wiedemann, 1830 with *Ocyptera simplex* Fallén, 1815. Herting (1982: 12) examined the type of the former and recognized *T. obsidiana* as a distinct species of *Leucostoma* Meigen. Subsequent authors have followed Herting (1982); e.g., Báez et al. (1986: 14), Herting and Dely-Draskovits (1993: 420), Tschorsnig and Báez (2002: 229), Zeegers (2007: 404), and Cerretti and Freidberg (2009: 13).

simplex (Fallén, 1815).—Afrotropical: Cape Verde, Sierra Leone. Palaearctic: C. Asia, Europe (all except Turkey), Kazakhstan, Mongolia, Russia (W. Russia, W. Siberia, E. Siberia, S. Far East), Transcaucasia. Australasian: Australia, Hawaii. Nearctic: widespread. Neotropical: possibly widespread.

Ocyptera simplex Fallén, 1815: 240. Holotype female [not syntypes of both sexes as cited by Herting 1984: 174] (NHRS). Type locality: Sweden, Småland, Kalmar Län.

Tachina analis of van Emden (1945: 394, as "*Leucostoma anale*"), not Meigen, 1824. Misidentification (Crosskey 1980b: 829).

tetraptera (Meigen, 1824).—Afrotropical: ?Botswana, ?Nigeria, ?South Africa. [Palaearctic.]

Tachina tetraptera Meigen, 1824: 290.

Note: Crosskey's (1980b: 829) records of *Leucostoma tetraptera* (Meigen, 1824) from Botswana, Nigeria and South Africa were likely based on misidentifications. Crosskey (1980b) considered van Emden's (1945: 394) records of *Leucostoma africanum* Villeneuve, 1920 from South Africa to be misidentifications of *L. tetraptera*.

Tribe PHASIINI

Genus *PHASIA* Latreille, 1804

PHASIA Latreille, 1804: 195. Type species: *Conops subcoleoptratus* Linnaeus, 1767, by subsequent monotypy of Latreille (1805: 379); see rulings by ICZN (1970, 2006) [Palaeartic].

ALOPHORA Robineau-Desvoidy, 1830: 293. Type species: *Syrphus hemipterus* Fabricius, 1794, by subsequent designation of Robineau-Desvoidy (1863b: 226, as “*Thereva hemiptera* de Fabricius”) [Palaeartic].

HYALOMYA Robineau-Desvoidy, 1830: 298. Type species: *Phasia semicinerea* Meigen, 1824 (= *Phasia pusilla* Meigen, 1824), by subsequent designation of Westwood (1840: 140) [Palaeartic].

HYALOMYIA Macquart, 1834: 69 [also 1834: 205]. Unjustified emendation of *Hyalomya* Robineau-Desvoidy, 1830 (see Evenhuis et al. 2010: 90).

HALOPHORA Agassiz, 1846b: 171. Unjustified emendation of *Alophora* Robineau-Desvoidy, 1830 (see Evenhuis et al. 2010: 36).

PARALOPHORA Girschner, 1887: 412 (as subgenus of *Alophora* Robineau-Desvoidy, 1830). Type species: *Phasia pusilla* Meigen, 1824, by monotypy [Palaeartic].

MORMONOMYIA Brauer & Bergenstamm, 1891: 388 [also 1891: 84]. Type species: *Mormonomyia laniventris* Brauer & Bergenstamm, 1891 (= *Phasia argentifrons* Walker, 1849), by subsequent designation of Sharp (1893: 301, as “*laniventris*, Wd., ?n. sp.”).

ALLOPHORA Mik, 1894: 49. Unjustified emendation of *Alophora* Robineau-Desvoidy, 1830 (see Evenhuis et al. 2010: 36).

ALOPHORELLA Townsend, 1912: 45. Type species: *Thereva obesa* Fabricius, 1798, by original designation [Palaeartic].

PARALLOPHORA. Incorrect subsequent spelling of *Paralophora* Girschner, 1887 (e.g., Bezzi and Stein 1907: 583, Bezzi 1908b: 88, Mesnil 1953b: 176).

Note: The Afrotropical species of *Phasia* Latreille, 1804 were treated in a world revision of the genus by Sun and Marshall (2003). Subgenera were not recognized by Sun and Marshall (2003) and are not recognized here because the subgeneric placements of the Afrotropical species require more study.

africana Sun, 2003.—Afrotropical: South Africa.

Phasia africana Sun in Sun & Marshall, 2003: 159. Holotype female (USNM). Type locality: South Africa, Eastern Cape, Willowmore.

argentifrons Walker, 1849.—Afrotropical: Botswana, Ethiopia, Kenya, Madagascar, Malawi, Tanzania, South Africa, Uganda, Zimbabwe.

Phasia argentifrons Walker, 1849: 691. Lectotype male (BMNH), by fixation of Sun and Marshall (2003: 26) (examination of “Holotype ♂” from South Africa in BMNH is regarded as a lectotype fixation). Type locality: South Africa [as “Interior of South Africa”].

- Mormonomyia laniventris* Brauer & Bergenstamm, 1891: 388 [also 1891: 84] (as “*laniventris* Wd. litt. n.”). Lectotype male (NHMW, not located by JEOH), by fixation of Townsend (1938b: 58) (mention of “Ht male” from Cape of Good Hope in NHMW is regarded as a lectotype fixation). Type locality: South Africa, Western Cape, Cape of Good Hope [as “Cap b. sp.”].
- Allophora (Phorantha) bathymyza* Speiser, 1910: 158. Holotype female [not male as published, van Emden 1945: 433] (NHRS). Type locality: Tanzania, Mt. Meru, lowlands.
- Mormonomyia umbrosa* Villeneuve, 1935b: 252. Holotype male (CNC). Type locality: South Africa, Gauteng, Pretoria.
- Mormonomyia brunnicosa* Villeneuve, 1935b: 252. Holotype male (CNC). Type locality: South Africa, Eastern Cape, Port Elizabeth.
- Hyalomya munroi* Curran, 1936: 10. Holotype male (SANC). Type locality: South Africa, Western Cape, Muizenberg [suburb of Cape Town].
- Hyalomya victoria* Curran, 1936: 11. Holotype male (AMNH). Type locality: Zimbabwe, “Victoria” (probably Victoria Falls).
- cana*** Sun, 2003.—Afrotropical: D.R. Congo, South Africa, Tanzania, Zimbabwe.
- Phasia cana* Sun in Sun & Marshall, 2003: 164. Holotype female (BMNH). Type locality: South Africa, “Transvaal, 8km NE Lake Trkhardt ?” (probably near Trichardt in Mpumalanga [ca. 26°29'S 29°14'E] or near Louis Trichardt in Limpopo [ca. 23°3'S 29°55'E]).
- clavigralla*** Sun, 2003.—Afrotropical: Tanzania.
- Phasia clavigralla* Sun in Sun & Marshall, 2003: 169. Holotype female (BMNH). Type locality: Tanzania, “Kilosa District, Ilouga ARI” [not located].
- distincta*** Sun, 2003.—Afrotropical: South Africa.
- Phasia distincta* Sun in Sun & Marshall, 2003: 30. Holotype male (NMDA). Type locality: South Africa, “Transvaal” (a former province that occupied much of the northeastern part of the country and has since been subdivided into several provinces).
- jeanneli*** (Mesnil, 1953).—Afrotropical: Kenya, South Africa.
- Paralophora jeanneli* Mesnil, 1953b: 177. Holotype female (MNHN). Type locality: Kenya, east side of Mt. Elgon, Elgon Saw Mill, 2470m.
- mathisi*** Sun, 2003.—Afrotropical: Kenya, Seychelles.
- Phasia mathisi* Sun in Sun & Marshall, 2003: 196. Holotype female (USNM). Type locality: Seychelles, Aldabra Island Group, Picard (an abandoned settlement on West Is.).
- mesnili*** (Draber-Moňko, 1965).—Afrotropical: Yemen. Palaearctic: C. Asia, Europe (W. Eur., E. Eur., SW. Eur., SC. Eur., SE. Eur., Turkey), Kazakhstan, M. East (all), N. Africa (Canary Is., NW. Africa), Pal. China, Russia (W. Russia, W. Siberia, S. Far East), Transcaucasia.
- Allophora (Hyalomyia) mesnili* Draber-Moňko, 1965: 109. Holotype female (ZMUM). Type locality: Russia, Stalingradskaja Oblast', Tinguta.

Alophora (Hyalomyia) theodori Draber-Mońko, 1965: 114 (named for *aethiopica* of Mesnil, 1953, not Bezzi, 1908, but misidentified; see note). Holotype female (HUJI). Type locality: Israel, 'En Gedi [as "Eingedi", ca. 31°27'N 35°23'E].

Note: Draber-Mońko (1965: 114) described *Alophora theodori* for *Allophora aethiopica* of Mesnil (1953b: 177, as *Parallophora aethiopica*), not Bezzi, 1908. However, Draber-Mońko misidentified *A. aethiopica* of Mesnil, which is currently interpreted as *Phasia venturii* (Draber-Mońko, 1965) (Sun and Marshall 2003: 155). The relative priority of *Alophora mesnili* Draber-Mońko, 1965 and *Alophora theodori* Draber-Mońko, 1965, when the two are treated as synonyms, was established by Ziegler (1994: 159), as the First Reviser (Article 24.2.2 of the *Code*, ICZN 1999).

multisetosa (Villeneuve, 1923).—Afrotropical: Nigeria, Tanzania, Zimbabwe.

Allophora multisetosa Villeneuve, 1923: 81. Lectotype female (BMNH), by fixation of van Emden (1945: 432) (mention of "type" from Ibadan in BMNH is regarded as a lectotype fixation). Type locality: Nigeria, Ibadan.

nasuta (Loew, 1852).—Afrotropical: Burundi, D.R. Congo (**new record**, IRSNB [PC]), Eritrea, Kenya, Lesotho, Mozambique, South Africa, Zimbabwe. Palearctic: "N. Afr." (Crosskey 1980b: 824, no published records found).

Hyalomyia nasuta Loew, 1852: 660 [also 1862: 26, full description]. Type(s), unspecified sex (1 female in ZMHB, examined by JEOH). Type locality: Mozambique (Inhambane according to Loew 1862: 26 and label data).

Alophora capensis Schiner, 1868: 337. Holotype male (NHMW). Type locality: South Africa, Western Cape, Cape of Good Hope [as "Cap"].

Allophora (Parallophora) aethiopica Bezzi, 1908b: 88. Holotype male (not located, not among the labelled types of Bezzi in MSNM examined by Arnaud 1982). Type locality: Eritrea, Sabarguma [ca. 15°31'N 39°6'E].

Mormonomyia leucodes Villeneuve, 1935b: 252. Holotype male (CNC). Type locality: South Africa (no additional locality data in description; holotype without locality data, Cooper and O'Hara 1996: 52).

nasalis (Bezzi, 1908).—Afrotropical: D.R. Congo, Kenya, Nigeria, Rwanda (**new record**, IRSNB [PC]), South Africa, Tanzania, Zambia, Zimbabwe.

Allophora (Hyalomyia) nasalis Bezzi, 1908c: 384. Holotype female (?IRSNB). Type locality: D.R. Congo, Bas-Congo, Boma.

Allophora nigeriensis Villeneuve, 1923: 80. Lectotype male (BMNH), by fixation of van Emden (1945: 432) (mention of "type" from Ibadan in BMNH is regarded as a lectotype fixation). Type locality: Nigeria, Ibadan.

Hyalomyia cuthbertsoni Curran, 1936: 8. Holotype male (AMNH). Type locality: Zimbabwe, Kadoma [as "Gatooma"].

Note: Van Emden (1945: 432) referred to the "type" of *Allophora nigeriensis* Villeneuve, 1923 but did not give its sex. This specimen is presumed to be the male syntype examined by Sun and Marshall (2003: 180). Hence, the lectotype recognized here, which is the "type" of van Emden (1945) and the "syntype" of Sun and Marshall (2003), is a male.

nigrofimbriata (Villeneuve, 1935).—Afrotropical: Botswana, D.R. Congo, Kenya, Malawi, Nigeria, South Africa, Tanzania, Uganda, Zimbabwe.

Mormonomyia nigrofimbriata Villeneuve, 1935b: 252. Holotype male (CNC). Type locality: South Africa, “Transvaal” ([North West], Klerksdorp according to label data, Cooper and O’Hara 1996: 52 [handwritten locality misinterpreted as “Kluksdorp”]).

Mormonomyia claripennis Villeneuve, 1935b: 253. Lectotype male (CNC), by fixation of Sun and Marshall (2003: 43) (examination of “Holotype ♂” from Nakuta in CNC is regarded as a lectotype fixation). Type locality: not given (Kenya, Nakuta according to Cooper and O’Hara 1996: 52).

Mormonomyia fumosa Villeneuve, 1935b: 253. Type(s), unspecified sex (1 male in CNC). Type locality: not given (CNC syntype from Zimbabwe, Bulawayo, Cooper and O’Hara 1996: 52).

Hyalomyia negator Curran, 1936: 11. Holotype male (AMNH). Type locality: Zimbabwe, Matetsi [ca. 18°15’S 26°1’E].

Note: The relative priority of *Mormonomyia nigrofimbriata* Villeneuve, 1935, *Mormonomyia claripennis* Villeneuve, 1935 and *Mormonomyia fumosa* Villeneuve, 1935, when the three are treated as synonyms, was established by van Emden (1945: 433), as the First Reviser (Article 24.2.2 of the Code, ICZN 1999).

nigromaculata Sun, 2003.—Afrotropical: South Africa.

Phasia nigromaculata Sun in Sun & Marshall, 2003: 44. Holotype female (NMDA). Type locality: South Africa, Western Cape, Ceres District, north of Gydo Pass, Clanwillam Road.

subnitida Sun, 2003.—Afrotropical: South Africa.

Phasia subnitida Sun in Sun & Marshall, 2003: 188. Holotype male (AMNH). Type locality: South Africa, Mpumalanga, Kaapmuiden (25°33’S 31°20’E).

transvaalensis Sun, 2003.—Afrotropical: South Africa.

Phasia transvaalensis Sun in Sun & Marshall, 2003: 111. Holotype male (BMNH). Type locality: South Africa, Gauteng, Johannesburg.

Tribe STRONGYGASTRINI

Note: The tribe Strongygastrini is newly recorded from the Afrotropical Region and *Rondanioestrus* Villeneuve, 1916 is transferred here from the Rondanioestrini. The family-group name Strongygastrini has priority over Rondanioestrini (Sabrosky 1999).

Genus *RONDANIOOESTRUS* Villeneuve, 1916

RONDANIOOESTRUS Villeneuve, 1916b: 465. Type species: *Rondanioestrus apivorus* Villeneuve, 1916, by monotypy.

RONDANIOOESTRUS. Incorrect subsequent spelling of *Rondanioestrus* Villeneuve, 1916 (van Emden 1945: 411, etc.).

apivorus Villeneuve, 1916.—Afrotropical: Kenya, South Africa, Tanzania (**new record**, NHMW [JEOH]), Uganda.

Rondaniooestrus apivorus Villeneuve, 1916b: 467. Holotype male (CNC). Type locality: South Africa, Eastern Cape, Port Elizabeth.

Unplaced species of Phasiinae

marginata Macquart, 1851.—Afrotropical: Senegal.

Elomyia marginata Macquart, 1851b: 188 [also 1851b: 215]. Type(s), male (“presumed lost”, Crosskey 1971: 267). Type locality: Senegal.

Subfamily TACHININAE (Fig. 6)

Tribe BIGONICHETINI

Genus *TRICHACTIA* Stein, 1924

TRICHAETA Becker, 1908: 118 (junior homonym of *Trichaeta* Swinhoe, 1892). Type species: *Trichaeta nubilinervis* Becker, 1908, by monotypy [Palearctic].



Figure 6. Live specimen of *Dejeania* sp. (Tachinini, Tachininae) from Mufindi, Tanzania (image courtesy of S.A. Marshall).

TRICHACTIA Stein, 1924: 138. Type species: *Thryptocera securicornis* Egger, 1865 (as “*Tr. securicornis*”) (= *Tachina pictiventris* Zetterstedt, 1855), by monotypy [Palearctic].

Undescribed sp. 1: South Africa (Crosskey 1980b: 840, Crosskey 1984: 248), Tanzania (TAU, examined by PC).

Undescribed sp. 2: South Africa (NMB, examined by PC).

Undescribed sp. 3: Ethiopia (TAU, examined by PC).

Tribe ERNESTIINI

Genus *BRACHELIA* Robineau-Desvoidy, 1830

BRACHELIA Robineau-Desvoidy, 1830: 61. Type species: *Brachelia westermanni* Robineau-Desvoidy, 1830, by monotypy.

PSEUDOLOEWIA Brauer & Bergenstamm, 1889: 136 [also 1890: 68] (as “*Pseudolöwia*”). Type species: *Loewia sycophanta* Schiner, 1868 (= *Brachelia westermanni* Robineau-Desvoidy, 1830), by monotypy.

leocrates (Walker, 1849).—Afrotropical: South Africa.

Tachina leocrates Walker, 1849: 745. Lectotype male (BMNH), by fixation of van Emden (1960: 404) (examination of male “type” from South Africa in BMNH is regarded as a lectotype fixation). Type locality: South Africa.

Olivieria experrecta Brauer & Bergenstamm, 1891: 407, 428 [also 1891: 103, 124] (as “*experrecta* Wd. litt. *Olivieria* Cap. [Cape of Good Hope]”). *Nomen nudum*.

Eriothrix experrectus Villeneuve, 1916c: 500 (as “*experrectus*, B. B. in Litt.”). Syntypes, 4 males (2 males in NHMW). Type locality: South Africa, Western Cape, Cape of Good Hope.

minor Mesnil, 1968.—Afrotropical: South Africa.

Brachelia minor Mesnil, 1968b: 11. Holotype male (SMNS). Type locality: South Africa, Western Cape, Cape Town.

westermanni Robineau-Desvoidy, 1830.—Afrotropical: South Africa.

Brachelia westermanni Robineau-Desvoidy, 1830: 62. Neotype male (ZMUC), by designation of Rognes et al. (2015: 476). Type locality: South Africa, Western Cape, Cape of Good Hope [as “cap de Bonne-Espérance”].

Loewia sycophanta Schiner, 1868: 323. Holotype male (NHMW). Type locality: South Africa, Western Cape, Cape of Good Hope [as “Cap”].

Note: *Brachelia westermanni* Robineau-Desvoidy, 1830 was treated as a junior synonym of *Tachina westermanni* Wiedemann, 1819 by van Emden (1960: 403) and Crosskey (1980b: 846). The original syntypic series of *Tachina westermanni* was mixed and comprised a species each of Tachinidae and Calliphoridae. Van Emden chose a tachinid syntype as lectotype, but Rognes et al. (2015) accepted an earlier lectotype fixation of a calliphorid syntype as valid. The valid name of the tachinid is therefore *Brachelia westermanni* Robineau-Desvoidy.

Genus BRACHELIOPSIS van Emden, 1960

BRACHELIOPSIS van Emden, 1960: 405. Type species: *Bracheliopsis geniseta* van Emden, 1960, by original designation.

geniseta van Emden, 1960.—Afrotropical: Kenya.

Bracheliopsis geniseta van Emden, 1960: 405. Holotype male (BMNH). Type locality: Kenya, Nairobi, Scott Agricultural Laboratories.

Undescribed sp.: South Africa (NMB, examined by PC).

Genus GYMNOGLOSSA Mik, 1898

GYMNOGLOSSA Mik, 1898: 211. Type species: *Gymnoglossa transsylvanica* Mik, 1898, by monotypy [Palaeartic].

munroi Curran, 1934.—Afrotropical: South Africa.

Gymnoglossa munroi Curran, 1934b: 25. Holotype male (SANC). Type locality: South Africa, Gauteng, Pretoria.

Genus LINNAEMYA Robineau-Desvoidy, 1830

LINNAEMYA Robineau-Desvoidy, 1830: 52. Type species: *Linnaemya silvestris* Robineau-Desvoidy, 1830 (= *Tachina vulpina* Fallén, 1810), by subsequent designation of Robineau-Desvoidy (1863a: 131) (as *vulpina*, with *silvestris* in synonymy) [Palaeartic].

MICROPALPIS Macquart, 1834: 180 [also 1834: 316]. Type species: *Tachina vulpina* Fallén, 1810, by subsequent designation of d'Orbigny (1846: 200, as "*Micropalpus*") (see Evenhuis and Thompson 1990: 237, as "*Micropalpus*") [Palaeartic].

LINNEMYIA Macquart, 1835: 81. Unjustified emendation of *Linnaemya* Robineau-Desvoidy, 1830 (see Evenhuis et al. 2010: 100).

ELACHIPALPUS Rondani, 1850: 169. Type species: *Micropalpus longirostris* Macquart, 1845 (junior primary homonym of *Micropalpus longirostris* Macquart, 1844; = *Elachipalpus rondanii* Townsend, 1916, a probable junior synonym of *Micropalpus longirostris* Macquart, 1844), by original designation.

TACHINOMIMA Brauer & Bergenstamm, 1891: 383 [also 1891: 79]. Type species: *Tachinomima expetens* Brauer & Bergenstamm, 1891 (= *Micropalpus longirostris* Macquart, 1844), by monotypy [Palaeartic].

LINNAEMYIA Aldrich, 1905: 451. Unjustified emendation of *Linnaemya* Robineau-Desvoidy, 1830 (see Evenhuis et al. 2010: 100).

HECATOEPALPUS Townsend, 1933: 467. Type species: *Micropalpus probecate* Speiser, 1910, by original designation.

MICROPALPINUS Enderlein, 1937: 441. Type species: *Micropalpus pallidus* Jaenicke, 1867, by original designation.

GYMMANTIA Enderlein, 1937: 441. Type species: *Micropalpus alboscutevellatus* Speiser, 1910, by original designation.

GYMNANTIA. Incorrect subsequent spelling of *Gymmantia* Enderlein, 1937 (original usage not found but spelling listed by Crosskey 1980b: 846).

LINNEMYA. Incorrect subsequent spelling of *Linnaemya* Robineau-Desvoidy, 1830 (Robineau-Desvoidy 1863a: 130).

MICROPALPUS. Incorrect subsequent spelling of *Micropalpis* Macquart, 1834 (Macquart 1835: 80).

TACHINOMINA. Incorrect subsequent spelling of *Tachinomima* Brauer & Bergentamm, 1891 (Villeneuve 1935a: 140).

Note: Subgenera of *Linnaemya* Robineau-Desvoidy, 1830 are not recognized here because the subgeneric placements of the Afrotropical species require more study.

aculeata Curran, 1934.—Afrotropical: Burundi (**new record**, IRSNB [PC]), D.R. Congo, Ethiopia, Kenya, Malawi, Rwanda (**new record**, IRSNB [PC]), Sudan, Uganda.

Linnaemya aculeatus Curran, 1934b: 14 (as “*aculeatus* Villeneuve”). Holotype female (NHMW). Type locality: D.R. Congo, northwest of Lake Tanganyika [as “N.W. Tanganika”] (not Tanzania as cited by Crosskey 1980b: 846, see note).

Note: Curran (1934b: 14) attributed *Linnaemya aculeatus* to Villeneuve, but he himself was the first to describe the species. Curran based his description on “a specimen in the Vienna Museum, from northern Tanganyika, labelled as type of *Tachinomima aculeatus*”. Nearly 30 years later, van Emden (1960: 463) wrote, “I have seen 2♀ collected by Grauer in N.W. Tanganyika and belonging to the Vienna Museum. One of these was labelled by Villeneuve ‘*Micropalpus aculeatus* Villen. Typ.’”. JEOH found five specimens standing under the name *L. aculeatus* in NHMW, all from “N.W. Tanganika” and collected by Grauer (three collected in 1910, two without date but with additional locality information). Two of the females (both collected in 1910) bear blue Villeneuve determination labels and the inscription “*Micropalpus aculeatus* Typ. Villen.”. It is possible that one of these “Typ.” specimens was kept separate from the other until recent times and was not seen by either Curran or van Emden. Another possibility is that the specimen examined by Curran (the holotype of *L. aculeatus*) is neither of these “Typ.” specimens and is elsewhere in the collection or lost. This is considered possible because Curran referred to a specimen labelled as *Tachinomima aculeatus* (not *Micropalpus aculeatus*) and his description does not match exactly the two specimens labelled as “Typ.”; in particular, Curran wrote “Legs reddish, the tarsi black”, in contrast to the entirely yellow legs (including tarsi) of the “Typ.” specimens. The type locality of “N.W. Tanganika” is interpreted here as northwest of Lake Tanganyika in D.R. Congo; see note under *Zelindopsis villeneuvei* Verbeke, 1962.

agilis Curran, 1934.—Afrotropical: Benin, D.R. Congo, Kenya, Malawi, Nigeria, South Africa, Tanzania, Uganda, Zimbabwe.

Linnaemya agilis Curran, 1934b: 8. Holotype male (BMNH). Type locality: Tanzania, Morogoro [as “Monogoro”].

Linnaemyia (Micropalpus) obscurior Villeneuve, 1934c: 409. Syntypes, males and females (1 male in CNC). Type locality: South Africa, KwaZulu-Natal, Durban.

Note: Villeneuve (1934c: 409) recorded *Linnaemyia obscurior* from several localities but restricted the type locality to Durban with the statement: "Durban (Natal): types ♂ et ♀". Van Emden (1960: 424) erred in citing the "Type ♀" of *Micropalpus obscurior* from Kenya in BMNH, not only because the type locality was restricted to Durban by Villeneuve but also because Kenya was not mentioned in the original description.

albifrons (Smith, 1870).—Afrotropical: "widespread W. Afr. to E. Afr., n.-e. Afr. & sthn Afr." (Crosskey 1980b: 846), including Angola, Cameroon, D.R. Congo, Ethiopia, Ghana, Kenya, Malawi, Nigeria, Sierra Leone, Sudan, Tanzania, Uganda, Zimbabwe.

Tachina albifrons Smith in Dunning, 1870: 532. Lectotype, unspecified sex (BMNH), by fixation of van Emden (1960: 447) (mention of "type" from Kinsembo in BMNH is regarded as a lectotype fixation). Type locality: Angola, north of Ambriz, Kinsembo [also as Quizembo].

Micropalpus affinis Corti, 1895: 137. Type(s), male (?MCSN). Type locality: Ethiopia, Jubba River, "Arussi Galla, Ganale Guddà" [most likely a valley of the upper Ganale River, a tributary of the Jubba River on the eastern edge of the Arussi and Bale Mountains, ca. 7°0'N 40°30'E].

Micropalpus alopecinus pelioticus Speiser, 1914: 10. Holotype female (not located). Type locality: Cameroon, Soppo.

Linnaemya aptus Curran, 1934b: 19. Holotype male (BMNH). Type locality: Uganda, Bugoma [as "Bujoma"] Forest [ca. 1°16'N 30°57'E].

alboscuteolata (Speiser, 1910).—Afrotropical: "widespread W. Afr. & E. Afr., south to Malawi" (Crosskey 1980b: 846), including Cameroon, D.R. Congo, Ghana, Kenya, Malawi, Nigeria, Sierra Leone, South Africa, Tanzania, Uganda.

Micropalpus alboscuteolatus Speiser, 1910: 138. Lectotype, unspecified sex (NHRS), by fixation of van Emden (1960: 430) (examination of "type" from Kibonoto in NHRS is regarded as a lectotype fixation). Type locality: Tanzania, Mt. Kilimanjaro [as "Kilimandjaro"], Kibongoto [as "Kibonoto"].

alboscuteatus. Incorrect subsequent spelling of *alboscuteolatus* Speiser, 1910 (Curran 1928b: 398).

alopecina (Speiser, 1910).—Afrotropical: "widespread W. Afr., E. Afr. & sthn Afr." (Crosskey 1980b: 846), including D.R. Congo, Ethiopia, Ghana, Kenya, Malawi, Nigeria, Sierra Leone, South Africa, Tanzania, Uganda.

Micropalpus alopecinus Speiser, 1910: 137. Lectotype female (NHRS), by fixation of van Emden (1960: 449) (examination of "type" from Meru in NHRS is regarded as a lectotype fixation). Type locality: Tanzania, Mt. Meru, 3000m.

Note: Speiser (1910: 137) described *Micropalpus alopecinus* from three females from the area of "Kilimandjaro" [now Kilimanjaro], with one female further restricted to Mt. Meru at 3000m. Van Emden (1960: 449) examined the "type" from "Kilimanjaro, Meru, 3000m" in NHRS and this specimen is accepted as the lectotype. Villeneuve (1914a: 439) had earlier

remarked that he had examined the “type” of *M. alopecinus* but did not provide sufficient details about the specimen for his comment to qualify as a lectotype fixation.

Linnaemyia conformis Curran, 1927c: 19. Holotype female (AMNH). Type locality: D.R. Congo, Orientale, Kisangani [as “Stanleyville”].

Linnaemyia shillittoi Curran, 1934b: 17. Holotype male (BMNH). Type locality: Uganda, Toro, Nyakasura [as “Makasura”, ca. 0°40'N 30°13'E].

Linnaemyia tarsalis Curran, 1934b: 16 (as “*tarsalis* Villeneuve”). *Nomen nudum*.

andrewesi van Emden, 1960.—Afrotropical: South Africa.

Linnaemyia andrewesi van Emden, 1960: 450. Holotype male (BMNH). Type locality: South Africa, Eastern Cape, Ongeluksnek [ca. 30°20'S 28°15'E].

angulicornis (Speiser, 1910).—Afrotropical: distribution uncertain but including D.R. Congo and Tanzania, not Palaearctic; given as “widespread W. Afr., n.-e. Afr., E. Afr. & sthn Afr.” by Crosskey (1980b: 847) but distribution confused with that of *Linnaemyia neavei* Curran, 1934.

Micropalpus angulicornis Speiser, 1910: 138. Holotype male (NHRS). Type locality: Tanzania, Mt. Kilimanjaro [as “Kilimandjaro”].

Linnaemyia breviseta Villeneuve, 1941a: 109. Holotype female (CNC). Type locality: D.R. Congo, Sud-Kivu, Kabare.

Note: Van Emden (1960: 443) synonymized *Linnaemyia luckmani* Curran, 1934, *Linnaemyia neavei* Curran, 1934, and *Linnaemyia breviseta* Villeneuve, 1941 with *Micropalpus angulicornis* Speiser, 1910. This classification was followed by Crosskey (1980b: 847). Herting (1983a: 3–4) revised the “*Linnaemyia pallida* Komplex” and restored *L. neavei* to species status. *Linnaemyia luckmani* was seemingly treated as a distinct species also, although similarities between it and each of *L. neavei* and *L. pallida* (Jaenicke) were noted. Herting (1983a) did not mention *L. breviseta* and thus this name is kept in synonymy with *L. angulicornis* pending further study of the nominal species.

Although van Emden (1960) synonymized *L. breviseta* with *L. angulicornis* on page 443, he treated the name as valid in his key on page 414. The characters given for *L. breviseta* in the key do not fit the holotype and possibly refer to an undescribed species. This error might have been corrected had van Emden not died before the manuscript was submitted for publication.

angustiforceps van Emden, 1960.—Afrotropical: Kenya.

Linnaemyia angustiforceps van Emden, 1960: 458. Holotype male (BMNH). Type locality: Kenya, east side of forest in Aberdare Mountains, 7300ft.

argyrozona van Emden, 1960.—Afrotropical: Kenya, Tanzania.

Linnaemyia argyrozona van Emden, 1960: 454. Holotype male (BMNH). Type locality: Kenya, Mt. Kenya.

assimilis (Macquart, 1847).—Afrotropical: Madagascar.

Micropalpus assimilis Macquart, 1847: 65 [also 1847: 81]. Type(s), female (lost, Crosskey 1971: 276). Type locality: Madagascar.

aurantiaca Mesnil, 1952.—Afrotropical: D.R. Congo, Rwanda.

Linnaemyia aurantiaca Mesnil, 1952a: 6. Holotype male (MRAC). Type locality: D.R. Congo, Nord-Kivu, near Volcan Musule [ca. 1°23'S 29°33'E], “lac Kanyamenoni” [not located], 2300m.

Linnaemyia aurantiaca endeni Mesnil, 1955: 361. Holotype female (MRAC).

Type locality: Rwanda, Kibuye [a former territory], Yanina [ca. 10km south of the city of Kibuye], 2300m.

endeni. Incorrect subsequent spelling of *endeni* Mesnil, 1955 (van Emden 1960: 416).

basilewskyi Mesnil, 1955.—Afrotropical: Rwanda, Uganda.

Linnaemyia basilewskyi Mesnil, 1955: 366. Holotype male (MRAC). Type locality: Rwanda, east slope of Volcan Muhabura [as “Muhavura”], 2100m [ca. 1°23'S 29°44'E].

bequaerti Curran, 1934.—Afrotropical: D.R. Congo, Uganda.

Linnaemyia bequaerti Curran, 1934b: 18. Holotype female (AMNH). Type locality: Uganda, Behungi [ca. 1°17'S 29°48'E].

Note: Curran (1934b: 19) recorded a paratype of *Linnaemyia bequaerti* from “Tshibinda, Tanganyika”. As correctly noted by van Emden (1960: 464) and Crosskey (1980b: 847), Tshibinda is in D.R. Congo [as “Belgian Congo” and “Zaire”, respectively] not Tanzania.

boxi van Emden, 1960.—Afrotropical: Ghana, Sierra Leone.

Linnaemyia boxi van Emden, 1960: 435. Holotype female (BMNH). Type locality: Sierra Leone, “Jiama” (probably in Jaiama Bongor chiefdom in Bo District).

brincki Verbeke, 1970.—Afrotropical: South Africa.

Linnaemyia brincki Verbeke, 1970: 290. Holotype male (MZLU). Type locality: South Africa, Western Cape, Cape Peninsula, Hout Bay, Skoorsteenkop.

brunneoguttata van Emden, 1960.—Afrotropical: D.R. Congo, South Africa, Uganda.

Linnaemyia brunneoguttata van Emden, 1960: 440. Holotype male (BMNH). Type locality: South Africa, KwaZulu-Natal, Durban.

caffra (Villeneuve, 1916).—Afrotropical: D.R. Congo, Ethiopia, Kenya, Malawi, Rwanda, South Africa, Tanzania, Uganda, Zimbabwe.

Micropalpus caffer Villeneuve, 1916c: 471. Syntypes, unspecified number and including at least 1 male (BMNH, NHMW, SAMC [no syntypes located in NHMW or SAMC by JEOH]). Type localities: Malawi (Mt. Mulanje [as “Mt. Mlanje”]), South Africa (KwaZulu-Natal, Durban), and Tanzania (“Tanganyika region”).

Linnaemyia cuthbertsoni Curran, 1934b: 21. Holotype male (AMNH). Type locality: Zimbabwe, Chirinda Forest [ca. 20°26'S 32°42'E].

chorleyi van Emden, 1960.—Afrotropical: Kenya, Uganda.

Linnaemyia chorleyi van Emden, 1960: 427. Holotype female (BMNH). Type locality: Uganda, mile 10 on Kampala–Entebbe Road.

ciliata Mesnil, 1952.—Afrotropical: D.R. Congo, Kenya.

Linnaemyia ciliata Mesnil, 1952a: 4. Holotype female (MRAC). Type locality: D.R. Congo, Nord-Kivu, Rutshuru, 1285m.

comta (Fallén, 1810).—Misidentification, not Afrotropical [known from Palaearctic and Oriental regions and New World].

Tachina comta of van Emden (1960: 445, as “*Linnaemyia comta*”) and Crosskey (1980b: 847, as *comta* with note “? *soror* Zimin misident.”), not Fallén, 1810. Misidentification (Herting and Dely-Draskovits 1993: 284).

Note: An unknown species was recorded as *Linnaemyia comta* (originally described as *Tachina comta* Fallén, 1810) from Sudan by van Emden (1960: 445) and questionably by Crosskey (1980b: 847, with note “? *soror* Zimin misident.”). Misidentification (not recorded from the Afrotropical Region by Herting and Dely-Draskovits 1993: 284).

conducens Villeneuve, 1941.—Afrotropical: Zimbabwe.

Linnaemyia conducens Villeneuve, 1941a: 109. Holotype male (BMNH). Type locality: Zimbabwe, Vumba Mountains.

consobrina Villeneuve, 1941.—Afrotropical: Cameroon, South Africa, ?Uganda, Zimbabwe.

Linnaemyia consobrina Villeneuve, 1941a: 108. Holotype female (CNC). Type locality: Zimbabwe, Vumba Mountains.

eburneola Villeneuve, 1935.—Afrotropical: Uganda.

Linnaemyia eburneola Villeneuve, 1935a: 141. Holotype female (IRSNB). Type locality: Uganda, Rwenzori Range [as “Ruwenzori”], 2300m.

elgonica van Emden, 1960.—Afrotropical: Uganda.

Linnaemyia elgonica van Emden, 1960: 452. Holotype female (BMNH). Type locality: Uganda, Mt. Elgon.

ethelia Curran, 1934.—Afrotropical: Tanzania, Uganda.

Linnaemyia ethelia Curran, 1934b: 14. Holotype female (BMNH). Type locality: Tanzania, Amani [ca. 5°7'S 38°38'E].

flavitarsis van Emden, 1960.—Afrotropical: Burundi, Uganda.

Linnaemyia flavitarsis van Emden, 1960: 456. Holotype male (BMNH). Type locality: Uganda, Semliki National Park [as “Bwamba Valley”, ca. 0°49'N 30°3'E].

fulvitarsis. Incorrect subsequent spelling of *flavitarsis* van Emden, 1960 (Crosskey 1980b: 847).

fumipennis van Emden, 1960.—Afrotropical: Uganda.

Linnaemyia fumipennis van Emden, 1960: 438. Holotype female (BMNH). Type locality: Uganda, west Rwenzori Range [as “W. Ruwenzori”], 8000–9000ft.

geniseta van Emden, 1960.—Afrotropical: Eq. Guinea.

Linnaemyia geniseta van Emden, 1960: 434. Holotype male (MNCN). Type locality: Equatorial Guinea, Evinayong [as “Ebinayong”].

gowdeyi Curran, 1934.—Afrotropical: Uganda.

Linnaemyia gowdeyi Curran, 1934b: 16. Holotype female (BMNH). Type locality: Uganda, Rwenzori Range [as “Mt. Ruwenzori”], 10,000ft.

gracilipalpis van Emden, 1960.—Afrotropical: D.R. Congo, Kenya.

Linnaemyia gracilipalpis van Emden, 1960: 429. Holotype male (BMNH). Type locality: Kenya, Nyeri.

hirtifrons Mesnil, 1952.—Afrotropical: D.R. Congo, Uganda.

Linnaemyia hirtifrons Mesnil, 1952a: 5. Holotype female (not located). Type locality: D.R. Congo, Nord-Kivu, south of Lake Edward, “riv. Rwindi”, 1000m [this elevation suggests a location on the river near the town of Rwindi, ca. 0°47'S 29°17'E].

ingrami Curran, 1934.—Afrotropical: “widespread E. Afr. & sthn Afr.” (Crosskey 1980b: 847), including D.R. Congo, Ethiopia, Ghana, Guinea, Kenya, Malawi, Sierra Leone, South Africa, Tanzania, Uganda, Zimbabwe.

Linnaemya ingrami Curran, 1934b: 23. Holotype male (BMNH). Type locality: Malawi, Mt. Mulanje [as “Mt. Mlanje”].

Linnaemya andersoni Curran, 1934b: 24. Holotype male (BMNH). Type locality: Kenya, Solai District, Sonje Valley (Laikipia Escarpment according to van Emden 1960: 453).

Note: The relative priority of *Linnaemya ingrami* Curran, 1934 and *Linnaemya andersoni* Curran, 1934, when the two are treated as synonyms, was established by van Emden (1960: 453), as the First Reviser (Article 24.2.2 of the *Code*, ICZN 1999).

jocosa (Karsch, 1886).—Afrotropical: Angola, D.R. Congo, Malawi, Nigeria, Uganda.

Micropalpus jocosus Karsch, 1886b: 338. Holotype, unspecified sex [female, examined by JEOH] (ZMHB). Type locality: Angola, Pungo Andongo.

Linnaemya nyasa Curran, 1934b: 12. Holotype male (BMNH). Type locality: Malawi, Mt. Mulanje [as “Mt. Mlanje”].

Linnaemya lamborni Curran, 1934b: 13. Holotype female (BMNH). Type locality: Nigeria, Ibadan.

keiseri Mesnil, 1977.—Afrotropical: Madagascar.

Linnaemyia keiseri Mesnil, 1977d: 327. Holotype male (MNHN). Type locality: Madagascar, Antananarivo, Belazao [ca. 19°53'S 46°58'E].

latigena Kugler, 1977.—Afrotropical: U.A. Emirates. Palaearctic: M. East (Israel), N. Africa (NE. Africa).

Linnaemyia latigena Kugler, 1977: 3. Holotype male (TAU). Type locality: Egypt, Sinai, Bir Gifgafa Airfield [as “Refidim”, ca. 30°24'N 33°9'E].

laxiceps (Villeneuve, 1916).—Afrotropical: ?Gabon, South Africa.

Micropalpus analis Macquart, 1855: 118 [also 1855: 98] (junior secondary homonym of *Linnaemya analis* Robineau-Desvoidy, 1830). Lectotype female (BMNH, Crosskey 1971: 276), by fixation of van Emden (1960: 462) (examination of “type” from “Gabon” in Collin collection [now BMNH] is regarded as a lectotype fixation). Type locality: “Gabon” (in error and probably South Africa according to van Emden 1960: 462).

Tachinomima laxiceps Villeneuve, 1916c: 472. Lectotype female (SAMC), by fixation of van Emden (1960: 462) (examination of “type” from Cape Town in SAMC is regarded as a lectotype fixation). Type locality: South Africa, Western Cape, Cape Town.

leucaspis van Emden, 1960.—Afrotropical: D.R. Congo.

Linnaemya leucaspis van Emden, 1960: 424. Holotype male (MRAC). Type locality: D.R. Congo, Orientale, Mongbwalu.

lindneri Mesnil, 1968b.—Afrotropical: South Africa.

Linnaemyia lindneri Mesnil, 1968b: 11. Holotype male (SMNS). Type locality: South Africa, Western Cape, Cape Town.

- longirostris** (Macquart, 1844).—Afrotropical: “widespread eastern Afr.” (Crosskey 1980b: 847), including D.R. Congo, Eritrea, Ethiopia, Kenya, Malawi, Rwanda, South Africa, Sudan, Tanzania, Uganda, Zambia, Zimbabwe.
- Micropalpus longirostris* Macquart, 1844: 46 [also 1844: 203]. Syntypes, male (lost, Crosskey 1971: 277). Type locality: South Africa, Western Cape, Cape of Good Hope [as “Cap”].
- ? *Micropalpus longirostris* Macquart, 1845: 273 (junior primary homonym of *Micropalpus longirostris* Macquart, 1844). Type(s), male (not located). Type locality: “France” (probably in error and more likely tropical Africa according to Herting 1984: 189–190, note 79).
- Micropalpus longirostris* Jaennicke, 1867: 389 [also 1868: 81] (junior primary homonym of *Micropalpus longirostris* Macquart, 1844) Type(s), female (SMF). Type locality: Ethiopia, “Simen” (probably the Simien Mountains area).
- Dejeania striata* Jaennicke, 1867: 394 [also 1868: 86]. Type(s), female (SMF). Type locality: Ethiopia, “Simen” (probably the Simien Mountains area).
- Tachinomima expetens* Brauer & Bergenstamm, 1891: 383 [also 1891: 79] (as “*Tachinomima* n. (*Tachina*) *expetens* Wd. litt.”). Lectotype male (NHMW), by fixation of Townsend (1939a: 215) (mention of “Ht male” from Cape of Good Hope in NHMW is regarded as a lectotype fixation). Type locality: South Africa, Western Cape, Cape of Good Hope [as “Cap b. sp.” = “Cap Bonae Spei”].
- Micropalpus salmacinus* Speiser, 1910: 136. Holotype female (NHRS). Type locality: Tanzania, Mt. Kilimanjaro [as “Kilimandjaro”].
- ? *Elachipalpus rondanii* Townsend, 1916b: 10 (*nomen novum* for *Micropalpus longirostris* Macquart, 1845).

Note: *Micropalpus longirostris* Macquart, 1844 was described from more than one male specimen. The type material was lost long before Townsend (1939a: 215) cited a “Ht male” from Cape of Good Hope in Newmarket [Verrall collection, which contained a portion of Macquart’s types] (Crosskey 1971: 277–278), thus nullifying a possible lectotype fixation.

Herting (1984: 100, 189–190 [note 79]) considered the type locality of “France” for *Micropalpus longirostris* Macquart, 1845 as probably wrong and more likely tropical Africa, suggesting also that “it is quite possible that *longirostris* Macquart 1843 [=1844] from the Cape and *longirostris* Macquart 1845 from ‘France’ are the same species” (p. 190). We have followed Herting (1980) in treating *Micropalpus longirostris* Macquart, 1845 and its replacement name *Elachipalpus rondanii* Townsend, 1916 as questional synonyms of *Micropalpus longirostris* Macquart, 1844.

There are two specimens, one of each sex and each labelled as “Cap” and “Coll. Winthem”, in NHMW that appear to be syntypes of *Tachinomima expetens* Brauer & Bergenstamm, 1891 (examined by JEOH). The single male syntype (bearing a second small label reading “*Micropalpus expotens* [sic] det. B.B”) is accepted as the lectotype fixed by Townsend (1939a: 215).

luckmani Curran, 1934.—Afrotropical: Kenya.

Linnaemya luckmani Curran, 1934b: 11. Holotype female (AMNH). Type locality: Kenya, Narok [as “Ngare Narok, Masai Reserve”, ca. 1°5’S 35°52’E].

Note: *Linnaemya luckmani* Curran, 1934, was formerly treated as a synonym of *Linnaemya angulicornis* (Speiser, 1910). See note under *L. angulicornis* for further details. The holotype

of *L. luckmani* was not listed among the tachinid types in AMNH by Arnaud (1963) but its presence there was recorded by Arnaud and Owen (1981: 217).

luculenta Mesnil, 1977.—Afrotropical: Madagascar.

Linnaemyia luculenta Mesnil, 1977d: 328. Holotype male (MNHN). Type locality: Madagascar, Ambohitantely [Réserve Spéciale, ca. 18°10'S 47°17'E].

maculipes (Villeneuve, 1920).—Afrotropical: South Africa.

Tachinomima maculipes Villeneuve, 1920a: 154 (as “*maculipes* n. sp.?”). Syntypes, two females (1 female in NMDA). Type locality: South Africa, Eastern Cape, Willowmore.

Tachinomima braunsi Villeneuve, 1930a: 352. Holotype female (NMDA). Type locality: South Africa, Eastern Cape, Willowmore.

masiceroides Villeneuve, 1935.—Afrotropical: Kenya.

Linnaemyia (Micropalpus) masiceroides Villeneuve, 1935a: 141. Holotype, sex uncertain [given as female in species header and as male at end of description] (not located). Type locality: Kenya, Marsabit Lake.

multisetosa (Villeneuve, 1936).—Afrotropical: Kenya, Malawi, Tanzania, Uganda.

Tachinomima multisetosa Villeneuve, 1936a: 7. Lectotype female (BMNH), by fixation of van Emden (1960: 463) (mention of “type” from Fort Portal in BMNH is regarded as a lectotype fixation). Type locality: Uganda, Rwenzori Range [as “Kilimandjaro-Ruwenzori”], Fort Portal.

Tachinomima multisetosa fasciata Villeneuve, 1936a: 8. Holotype female (not located). Type locality: Uganda, Rwenzori Range [as “Kilimandjaro-Ruwenzori”], Fort Portal.

Note: Villeneuve (1936a: 7–8) described *Tachinomima multisetosa* from one or more specimens (only specifically mentioning the female sex) and “var. *fasciata*” from a single female. The type localities were given jointly as “Kilimandjaro-Ruwenzori: Fort Portal (Dr H.B. Owen)”. Cooper and O’Hara (1996: 73) accepted as the holotype of *Tachinomima multisetosa fasciata* a female in CNC from “Kilimandjaro versan [an error in transcription, label reads “versant”] sud-est” that Villeneuve had labelled as the type of “*Tachinomima multisetosa* var. *albopilosa*” (an unpublished name). In our opinion it is better to treat the type of *T. m. fasciata* as not located and the specimen of “var. *albopilosa*” in CNC as an unpublished “variety” of Villeneuve’s.

neavei Curran, 1934.—Afrotropical: distribution uncertain but including Mozambique; distribution confused with that of *Linnaemyia angulicornis* (Speiser, 1910) by Crosskey (1980b: 847, *L. neavei* in synonymy with *L. angulicornis*). Palearctic: Europe (SE. Eur., Turkey), M. East (all).

Linnaemyia neavei Curran, 1934b: 10. Holotype male (BMNH). Type locality: Mozambique, east of Mt. Mulanje [as “Mt. Mlange”].

Micropalpus angulicornis of van Emden (1960: 442, as “*Linnaemyia angulicornis*”), not Speiser, 1910. Misidentification, in part (*L. angulicornis* with *L. neavei* Curran, *L. luckmani* Curran, and *L. breviseta* Villeneuve in synonymy).

Micropalpus angulicornis of Kugler (1980a: 50, as “*Linnaemyia angulicornis*”), not Speiser, 1910. Misidentification of specimen(s) from Israel (Herting 1983a: 4).

Micropalpus vulpinoides of Crosskey (1976: 204, as “*Linnaemya vulpinoides*”), not Baranov, 1932 [Oriental]. Misidentification of specimen(s) from Jordan (Herting 1983a: 4).

Note: *Linnaemya neavei* Curran, 1934, was formerly treated as a synonym of *Linnaemya angulicornis* (Speiser, 1910). See note under *L. angulicornis* for further details.

nigribarba Mesnil, 1977.—Afrotropical: Madagascar.

Linnaemyia nigribarba Mesnil, 1977d: 328. Holotype male (MNHN). Type locality: Madagascar, Ambohitantely [Réserve Spéciale, ca. 18°10'S 47°17'E].

nigritarsis van Emden, 1960.—Afrotropical: Kenya.

Linnaemya nigritarsis van Emden, 1960: 460. Holotype male (BMNH). Type locality: Kenya, west slopes of Mt. Kenya on Meru–Nyeri Road, 6000–8500 ft.

pallida (Jaennicke, 1867).—Afrotropical: Eritrea, Ethiopia, South Africa.

Micropalpus pallidus Jaennicke, 1867: 388 [also 1868: 80]. Lectotype female (SMF), by fixation of Herting (1983a: 4) (mention of “Holotyp[us]” from Abyssinia in SMF is regarded as a lectotype fixation). Type locality: Ethiopia [as “Abyssinia”].

parcesetosa (Villeneuve, 1916).—Afrotropical: “widespread W. Afr., E. Afr., sthn Afr.” (Crosskey 1980b: 848), including D.R. Congo, Ghana, Kenya, Malawi, Nigeria, Sierra Leone, South Africa, Tanzania, Uganda, Zambia.

Micropalpus parcesetosus Villeneuve, 1916c: 471. Lectotype male (SAMC), by fixation of van Emden (1960: 426, see also discussion under *L. sororcula* Villeneuve on p. 427) (mention of “typus” from Cape Town in SAMC is regarded as a lectotype fixation). Type locality: South Africa, Western Cape, Cape Town.

Note: Villeneuve (1916c: 472) gave one of the type localities of *Micropalpus parcesetosus* as “N.W. Rhodesia (Chilanga)”, which is a town south of Lusaka in present-day Zambia. Thus, Crosskey (1980b: 848) erred in citing “Rhodesia” (= Zimbabwe) among the countries of the type localities. Van Emden (1960: 426) noted that some of the localities recorded for *L. parcesetosa* by Curran (1934b: 10) pertain to *L. sororcula* Villeneuve, 1941, and the “recorded localities must therefore be disregarded”. The countries listed here for *L. parcesetosa* are based on the original type localities and records given by van Emden (1960: 426) and Crosskey (1980b: 848).

pictipennis Curran, 1927.—Afrotropical: D.R. Congo.

Linnaemyia pictipennis Curran, 1927c: 19. Holotype female (AMNH). Type locality: D.R. Congo, Orientale, Kisangani [as “Stanleyville”].

pilitarsis (Villeneuve, 1913).—Afrotropical: South Africa, Uganda, Zimbabwe.

Tachinomima pilitarsis Villeneuve, 1913c: 27 (as “*pilitarsis* (an n. spec.?)” on p. 27 but “est réellement une espèce nouvelle” in note added in proof on p. 46). Holotype male (BMNH). Type locality: Uganda, Ibanda.

Note: Villeneuve (1913c: 46) recorded a male of his new species *Tachinomima pilitarsis* in a note added in proof at the end of his paper, but it was not included in the description of the species and is therefore not a syntype.

probecate (Speiser, 1910).—Afrotropical: D.R. Congo, Kenya, Malawi, Tanzania, Uganda.

- Micropalpus probecate* Speiser, 1910: 135. Syntypes, 2 females (NHRS). Type localities: Tanzania, Mt. Kilimanjaro [as “Kilimandjaro”] and one female further restricted to Mt. Kilimanjaro, Kibongoto [as “Kibonoto”], 2000–2500m.
- propleuralis*** van Emden, 1960.—Afrotropical: Kenya.
- Linnaemyia propleuralis* van Emden, 1960: 432. Holotype male (BMNH). Type locality: Kenya, Aberdare Mountains, Mt. Kinangop, 8000ft.
- pulchella*** Villeneuve, 1934.—Afrotropical: Benin, Nigeria.
- Linnaemyia (Micropalpus) pulchella* Villeneuve, 1934c: 410. Lectotype female (BMNH), by fixation of van Emden (1960: 425) (mention of “type” from Oshogbo in BMNH is regarded as a lectotype fixation). Type locality: Nigeria, Oshogbo.
- rhodesiana*** Villeneuve, 1941.—Afrotropical: Kenya, Zimbabwe.
- Linnaemyia rhodesiana* Villeneuve, 1941a: 108. Holotype male (BMNH). Type locality: Zimbabwe, Harare [as “Salisbury”].
- Note: Villeneuve (1941a: 108) designated a male from Salisbury as “Type” (= holotype) of *Linnaemyia rhodesiana*. The subsequent type designation by van Emden (1960: 432) of the same specimen was unnecessary.
- rudebecki*** Verbeke, 1970.—Afrotropical: South Africa.
- Linnaemyia rudebecki* Verbeke, 1970: 292. Holotype male (MZLU). Type locality: South Africa, Western Cape, Cape Peninsula, Hout Bay, Skoorsteenkop.
- setinervis*** Mesnil, 1952.—Afrotropical: D.R. Congo, Uganda, Zimbabwe.
- Linnaemyia setinervis* Mesnil, 1952a: 3. Holotype female (MRAC). Type locality: D.R. Congo, Nord-Kivu, Semliki Plain, 900–1000m [ca. 0°10'N 29°37'E].
- someranana*** van Emden, 1960.—Afrotropical: Uganda.
- Linnaemyia someranana* van Emden, 1960: 445. Holotype male (BMNH). Type locality: Uganda, west Rwenzori Range [as “W. Ruwenzori”], 8000–9000ft.
- sororcula*** Villeneuve, 1941.—Afrotropical: D.R. Congo, Ghana, Kenya, South Africa, Tanzania, Uganda.
- Linnaemyia sororcula* Villeneuve, 1941a: 107. Syntypes, 2 females (1 female in CNC). Type localities: D.R. Congo, Équateur, Eala (CNC syntype) and unknown (“étiquette de localité illisible”).
- strigipes*** Curran, 1934.—Afrotropical: South Africa.
- Linnaemyia strigipes* Curran, 1934b: 9. Holotype male (SANC). Type locality: South Africa, Eastern Cape, East London.
- succineiventris*** van Emden, 1960.—Afrotropical: Uganda.
- Linnaemyia succineiventris* van Emden, 1960: 437. Holotype male (BMNH). Type locality: Uganda, Rwenzori Range [as “Ruwenzori”], Namwamba Valley, 6500ft.
- sulphurea*** (Villeneuve, 1935).—Afrotropical: Ethiopia.
- Tachinomina sulphurea* Villeneuve, 1935a: 140. Holotype female (BMNH). Type locality: southern Ethiopia (Abua according to van Emden 1960: 460).
- torensis*** Curran, 1934.—Afrotropical: Burundi, D.R. Congo, Rwanda, Uganda.
- Linnaemyia torensensis* Curran, 1934b: 18. Holotype male (BMNH). Type locality: Uganda, Toro, Nyakasura [as “Nyakasnea”, ca. 0°40'N 30°13'E].

Linnaemyia patruelis Mesnil, 1952a: 4. Holotype male (IRSNB). Type locality: Burundi, Bururi, 1900m.

turbida (Brauer & Bergenstamm, 1893).—Afrotropical: D.R. Congo, Kenya, Malawi, South Africa, Tanzania, Uganda, Zambia.

Erigone turbida Brauer & Bergenstamm, 1893: 96 [also 1893: 184] (as “*turbida* Wd. Coll. Wth. litt.”). Lectotype female (NHMW), by fixation of Curran (1934b: 21) (examination of “type” from “Cape” is regarded as a lectotype fixation for the single syntype from “Cap b. sp.” in NHMW). Type locality: South Africa, Western Cape, Cape of Good Hope [as “Cap b. sp.” = “Cap Bonae Spei”].

Note: The female specimen in NHMW that is accepted as the lectotype of *Erigone turbida* Brauer & Bergenstamm, 1893 is from “Coll. Winthem” and bears a blue Villeneuve label that reads “*Micropalpus turbidus* Typ. B.B.” (examined by JEOH).

variegata (Wiedemann, 1824).—Afrotropical: Burundi, D.R. Congo, Namibia, South Africa, Tanzania.

Tachina variegata Wiedemann, 1824: 42. Lectotype male (ZMUC), by fixation of van Emden (1960: 444) (see note). Type locality: South Africa, Western Cape, Cape of Good Hope [as “Prom. bon. sp.” = “Promontorium Bonae Spei”].

Tachina vulpina of Curran (1934b: 20, as “*Linnaemyia vulpinus*”), not Fallén, 1810. Misidentification (Crosskey 1980b: 848).

Note: *Tachina variegata* Wiedemann, 1824 was described from one or more males. Curran (1934b: 21) examined the “type” but did not state its depository or where it was from. Van Emden (1960: 444) also examined the “type” and provided specifics about it that serve as a lectotype fixation (“type ‘Cape Good Hope, Dec. 1817, 311’ seen in Copenhagen Museum viii. 48”). There are additionally two males and one female in NHMW from “coll. Winthem” and collected from Cape of Good Hope (labelled as “Cap.” or “Cap. b. sp.”; examined by JEOH). These are unlikely to be syntypes because Wiedemann cited the type(s) in “Museo Westermanni”, since incorporated into ZMUC.

victoria Curran, 1934.—Afrotropical: Madagascar, Nigeria, Tanzania, Uganda, Zimbabwe.

Linnaemyia victoria Curran, 1934b: 16. Holotype male (AMNH). Type locality: Zimbabwe, Vumba.

vittiventris van Emden, 1960.—Afrotropical: Kenya.

Linnaemyia vittiventris van Emden, 1960: 441. Holotype female (BMNH). Type locality: Kenya, Aberdare Mountains, Mt. Kinangop, 8000ft.

Undetermined sp.: Yemen (Zeegers 2007: 409).

Genus *MARSHALLOMYIA* Fennah, 1960

MARSHALLOMYIA Fennah *in* van Emden, 1960: 464. Type species: *Marshallomyia natalensis* Fennah, 1960, by original designation.

Note: The author of this genus and its type species is R.G. Fennah, not van Emden as generally recorded. The van Emden paper in which these descriptions appeared was published in 1960 after van Emden’s death. Fennah explained about the authorship of these names in a

note on the first page of the paper: "The present annotator is responsible for the description of *Marshallomyia* and its single species, for the text figures and for following the original orthography of the generic names *Acemya*, *Linnaemya* and *Echinomya*".

natalensis Fennah, 1960.—Afrotropical: South Africa.

Marshallomyia natalensis Fennah in van Emden, 1960: 465. Holotype female (BMNH). Type locality: South Africa, KwaZulu-Natal, Ulundi, 5000–6500ft.

Genus **PLAGIOCOMA** Villeneuve, 1916

PLAGIOCOMA Villeneuve, 1916c: 473. Type species: *Plagiocoma crassiseta* Villeneuve, 1916, by monotypy.

crassiseta Villeneuve, 1916.—Afrotropical: South Africa.

Plagiocoma crassiseta Villeneuve, 1916c: 474. Holotype female (CNC). Type locality: South Africa, Eastern Cape, Port Elizabeth.

Genus **SCHIZOLINNAEA** van Emden, 1960

SCHIZOLINNAEA van Emden, 1960: 407. Type species: *Schizolinnaea mirabilis* van Emden, 1960, by original designation.

Note: A diagnosis of *Schizolinnaea* van Emden, 1960 was published by Robertson and Barraclough (1992: 204).

mirabilis van Emden, 1960.—Afrotropical: Kenya (**new record**, TAU [PC]), Malawi, Tanzania, Uganda, Zimbabwe.

Schizolinnaea mirabilis van Emden, 1960: 408. Holotype female (BMNH). Type locality: Uganda, Rwenzori Range [as "Ruwenzori"], Namwamba Valley, 6500ft.

Note: The male of *Schizolinnaea mirabilis* van Emden, 1960 was described for the first time by Robertson and Barraclough (1992: 205).

Genus **TRIXOCLEA** Villeneuve, 1916

TRIXOCLEA Villeneuve, 1916c: 497. Type species: *Trixoclea metallica* Villeneuve, 1916, by monotypy.

metallica Villeneuve, 1916.—Afrotropical: South Africa.

Trixoclea metallica Villeneuve, 1916c: 498. Holotype male (SAMC). Type locality: South Africa, KwaZulu-Natal, Mfongosi [as "Zululand, M'Fongosi"].

Tribe GLAUROCARINI

Genus *GLAUROCARA* Thomson, 1869

GLAUROCARA Thomson, 1869: 518. Type species: *Glaurocara flava* Thomson, 1869, by monotypy.

OESTROCHARIS Villeneuve, 1927: 118. Type species: *Oestrocharis lutescens* Villeneuve, 1927 (= *Glaurocara flava* Thomson, 1869), by monotypy.

OESTROCARA Townsend, 1935: 104. Type species: *Semisuturia nitidiventris* Malloch, 1927, by original designation [Oriental].

DYSOESTRUS Villeneuve, 1937b: 2. Type species: *Dysoestrus obesus* Villeneuve, 1937, by monotypy.

Note: *Glaurocara* Thomson, 1869 was treated in the tribe Glaurocarini by Crosskey (1980b: 837). Tschorsnig (1985: 97) included the Glaurocarini in the Ormiini and Ziegler (1998: 192) agreed with this placement. We are doubtful of the monophyly of this group and follow the traditional placement of *Glaurocara* in the tribe Glaurocarini pending further study.

flava Thomson, 1869.—Afrotropical: “widespread W. Afr., E. Afr. to sthn Afr.” (Crosskey 1980b: 837), including D.R. Congo, Kenya, Malawi, Mauritius, Réunion, South Africa, Tanzania.

Glaurocara flava Thomson, 1869: 519. Lectotype female (NHRS), by fixation of Townsend (1931: 386) (examination of “Female Ht” from Mauritius in NHRS is regarded as a lectotype fixation). Type locality: Mauritius.

Oestrocharis lutescens Villeneuve, 1927: 119. Holotype male (CNC). Type locality: South Africa, Eastern Cape, Willowmore.

Note: The immature stages of *Glaurocara flava* Thomson were described by Crosskey (1965).

glauca Mesnil, 1978.—Afrotropical: Madagascar.

Glaurocara glauca Mesnil, 1978b: 281. Holotype female (MNHN). Type locality: Madagascar, Toamasina, Périnet [ca. 18°55'S 48°25'E].

grandipennis Mesnil, 1978.—Afrotropical: Madagascar.

Glaurocara grandipennis Mesnil, 1978b: 281. Holotype male (MNHN). Type locality: Madagascar, Fianarantsoa, Andringitra-Ambalavao area, Anjavidilava, 2020m [ca. 22°10'S 46°58'E, within Parc National d'Andringitra].

leleupi (Verbeke, 1960).—Afrotropical: Tanzania.

Oestrocharis leleupi Verbeke, 1960: 338. Holotype male (MRAC). Type locality: Tanzania, Uluguru Mountains, Mgeta, Bunduki, 1300m.

livida Mesnil, 1978.—Afrotropical: Madagascar.

Glaurocara livida Mesnil, 1978b: 280. Holotype male (MNHN). Type locality: Madagascar, Antananarivo, Manjakatempo [ca. 19°21'S 47°18'E].

nigrescens Mesnil, 1978.—Afrotropical: Madagascar.

Glaurocara nigrescens Mesnil, 1978b: 281. Holotype male (MNHN). Type locality: Madagascar, Toliara, Ambatolahy [ca. 19°54'S 45°23'E].

obesa (Villeneuve, 1937).—Afrotropical: D.R. Congo.

Dysoestrus obesus Villeneuve, 1937b: 2. Holotype female (IRSNB). Type locality: D.R. Congo, Équateur, Eala.

russea Mesnil, 1978.—Afrotropical: Madagascar.

Glaurocara russea Mesnil, 1978b: 280. Holotype male (MNHN). Type locality: Madagascar, Fianarantsoa, Ranomafana [Parc National, ca. 21°13'S 47°26'E].

townsendi van Emden, 1960.—Afrotropical: D.R. Congo, Sierra Leone.

Glaurocara townsendi van Emden, 1960: 355. Holotype female (BMNH). Type locality: Sierra Leone.

violacea Mesnil, 1978.—Afrotropical: Madagascar.

Glaurocara violacea Mesnil, 1978b: 281. Holotype female (MNHN). Type locality: Madagascar, Toamasina, Périnet [ca. 18°55'S 48°25'E].

Tribe GRAPHOGASTRINI

Genus *GRAPHOGASTER* Rondani, 1868

GRAPHOGASTER Rondani, 1868a: 46. Type species: *Graphogaster vestitus* Rondani, 1868, by original designation (see O'Hara et al. 2011: 91).

Note: *Graphogaster* Rondani, 1868 was first recorded from the Afrotropical Region by Cerretti et al. (2013: 25) based on two specimens of an undescribed species from South Africa (see below).

Undescribed sp.: South Africa (MZUR, NMDA, Cerretti et al. 2013: 25).

Genus *PHYTOMYPTERA* Rondani, 1845

PHYTOMYPTERA Rondani, 1845: 32, 33. Type species: *Phytomyptera nitidiventris* Rondani, 1845 (= *Tachina nigrina* Meigen, 1824), by monotypy [Palearctic].

ELFIA Robineau-Desvoidy, 1849a: 158. *Nomen nudum* (no description or included species).

ELFIA Robineau-Desvoidy, 1850: 190. Type species: *Actia cingulata* Robineau-Desvoidy, 1830, by subsequent designation of Robineau-Desvoidy (1863a: 672) [Palearctic].

aurantia Barraclough, 1986.—Afrotropical: South Africa.

Phytomyptera aurantia Barraclough, 1986: 230. Holotype male (BMNH). Type locality: South Africa, Eastern Cape, East London.

aurocrista (Barraclough, 1986).—Afrotropical: South Africa.

Elfia aurocrista Barraclough, 1986: 223. Holotype male (NMDA). Type locality: South Africa, Western Cape, Paarl District, Du Toits Kloof, 2000–3500ft.

biseta (Barracough, 1986).—Afrotropical: South Africa.

Elfia biseta Barracough, 1986: 224. Holotype female (NMDA). Type locality: South Africa, Northern Cape, 25 miles SSW of Springbok, Messelpadpas, 1100ft.

clavapalpa (Barracough, 1986).—Afrotropical: South Africa.

Elfia clavapalpa Barracough, 1986: 225. Holotype female (NMDA). Type locality: South Africa, Northern Cape, Calvinia District, Brandkop area.

lacteipennis Villeneuve, 1934.—Afrotropical: U.A. Emirates. Palaearctic: Europe (W. Eur., E. Eur., SW. Eur., SE. Eur.), M. East (Israel), Mongolia, N. Africa (NE. Africa), Russia (W. Russia).

Phytomyptera lacteipennis Villeneuve, 1934d: 71. Lectotype female (CNC), by fixation of Cooper and O'Hara (1996: 63) (data on “Holotype ♀” from Suez in CNC is regarded as a lectotype fixation). Type locality: Egypt, Suez.

longiarista O'Hara & Cerretti, **nom. n.**—Afrotropical: South Africa.

Phytomyzoneura aristalis Villeneuve, 1936a: 2 (junior secondary homonym of *Phasiostoma aristalis* Townsend, 1915). Holotype female (CNC). Type locality: South Africa, “Colonie du Cap” ([former Cape Province], “S. W. Distr Cape Col.” according to label data, Cooper and O'Hara 1996: 63; possibly referring to present-day Western Cape, Cape of Good Hope).

Phytomyptera longiarista O'Hara & Cerretti, **nom. n.** for *Phytomyzoneura aristalis* Villeneuve, 1936.

Note: *Phytomyzoneura aristalis* Villeneuve, 1936 is a junior secondary homonym of *Phasiostoma aristalis* Townsend, 1915, the valid name of a Nearctic species of *Phytomyptera* (O'Hara and Wood 2004: 254). We hereby propose the new name *Phytomyptera longiarista* to replace the preoccupied name *Phytomyzoneura aristalis* Villeneuve. The same type material applies to the new name. The specific epithet *longiarista* is formed from the Latin word *longus* (long) and *arista*, alluding to the elongate antenna mentioned in the original description and which likely inspired Villeneuve's name *aristalis*.

lunata Barracough, 1986.—Afrotropical: Zimbabwe.

Phytomyptera lunata Barracough, 1986: 232. Holotype male (BMNH). Type locality: Zimbabwe, Mutare [as “Umtali”] District, Vumba.

maurokara (Barracough, 1986).—Afrotropical: South Africa.

Elfia maurokara Barracough, 1986: 227. Holotype male (NMDA). Type locality: South Africa, Western Cape, Wellington District, Bainskloof, 2000ft.

mediaposita Barracough, 1986.—Afrotropical: Namibia, South Africa.

Phytomyptera mediaposita Barracough, 1986: 233. Holotype male (NMDA). Type locality: South Africa, Western Cape, north of Vanrhynsdorp, Knersvlakte.

spinacrista Barracough, 1986.—Afrotropical: Uganda.

Phytomyptera spinacrista Barracough, 1986: 235. Holotype female (BMNH). Type locality: Uganda, Rwenzori Range [as “Ruwenzori Range”], Mahoma River, 6700ft.

spinosovirilia (Barraclough, 1986).—Afrotropical: South Africa.

Elfia spinosovirilia Barraclough, 1986: 228. Holotype male (NMDA). Type locality: South Africa, Western Cape, Wellington District, Bainskloof, 2000ft.

yemenensis Barraclough, 1986.—Afrotropical: Yemen.

Phytomyptera yemenensis Barraclough, 1986: 236. Holotype male (BMNH). Type locality: Yemen, 1 mile north of Ta'izz, Usaifira, ca. 4500ft.

Undescribed sp.: Madagascar (TAU, examined by PC).

Genus *SARRORHINA* Villeneuve, 1936

SARRORHINA Villeneuve, 1936a: 1. Type species: *Sarrorhina pupilla* Villeneuve, 1936, by monotypy.

SARRHORINA. Incorrect subsequent spelling of *Sarrorhina* Villeneuve, 1936 (Crosskey 1980b: 842).

Note: *Sarrorhina* Villeneuve, 1936 is moved here to the Graphogastrini from Crosskey's (1980b: 842) placement in the Minthoini, **comb. n.**

pupilla Villeneuve, 1936.—Afrotropical: South Africa.

Sarrorhina pupilla Villeneuve, 1936a: 2. Syntypes, 2 males and 1 female (CNC).

Type locality: South Africa, 3600ft ([Western Cape], Winterhoek Mountains [as "Wind.hoek" and "Wint-hoek"], Tulbagh, according to label data, Cooper and O'Hara 1996: 68).

Tribe LESKIINI

Genus *AUSTROSOLIERIA* Cerretti & O'Hara, **gen. n.**

AUSTROSOLIERIA Cerretti & O'Hara, **gen. n.** Type species: *Austrosolieria londti* Cerretti sp. n., by present designation.

Note: This new genus and the two new species below are described in the New Taxa of Afrotropical Tachinidae section.

freidbergi Cerretti & O'Hara, **sp. n.**—Afrotropical: Malawi.

Austrosolieria freidbergi Cerretti & O'Hara, **sp. n.** Holotype female (TAU). Type locality: Malawi, Nyika National Park, 15km north of Chelinda (10°30.1'S 33°48.8'E).

londti Cerretti & O'Hara, **sp. n.**—Afrotropical: South Africa.

Austrosolieria londti Cerretti & O'Hara, **sp. n.** Holotype male (NMDA). Type locality: South Africa, KwaZulu-Natal, Garden Castle Nature Reserve (29°44'51"S 29°12'36"E).

Genus *CLAUSICELLA* Rondani, 1856

CLAUSICELLA Rondani, 1856: 61. Type species: *Clausicella suturata* Rondani, 1856 (as “*Claus: Sutturata* Mihi”), by original designation (see O’Hara et al. 2011: 61) [Palearctic].

ISTOGLOSSA Rondani, 1856: 77. Type species: *Istoglossa puella* Rondani, 1856, by original designation [Palearctic].

HISTOGLOSSA Bezzi & Stein, 1907: 393. Unjustified emendation of *Istoglossa* Rondani, 1856 (see O’Hara et al. 2011: 101).

HASMICA Richter, 1972: 955. Type species: *Hasmica xanthocera* Richter, 1972, by original designation.

PERISTOGLOSSA Mesnil, 1973: 1127 (as subgenus of *Istoglossa* Rondani, 1856). Type species: *Istoglossa (Peristoglossa) aurantiaca* Mesnil, 1973, by original designation.

Note: The relative priority of *Clausicella* Rondani, 1856 and *Istoglossa* Rondani, 1856, when the two are treated as synonyms, was established by Brauer and Bergenstamm (1891: 445 [also 1891: 141]), as the First Reviser (Article 24.2.2 of the *Code*, ICZN 1999).

aurantiaca (Mesnil, 1973).—Afrotropical: Senegal. Oriental: India.

Istoglossa (Peristoglossa) aurantiaca Mesnil, 1973: 1127. Holotype male (CNC).

Type locality: Senegal, Bambey.

xanthocera (Richter, 1972).—Afrotropical: U.A. Emirates. Palearctic: C. Asia, Mongolia. Oriental: Pakistan.

Hasmica xanthocera Richter, 1972: 956. Holotype male (ZIN). Type locality: Mongolia, Bayanhongor aimak, Dzun-mod [likely referring to “Oase Dzun mod, cca 100 km S von Somon Schine zinst”, Marusik and Logunov 2006: 44].

xanthomera. Incorrect subsequent spelling of *xanthocera* Richter, 1972 (Zeegers 2010: 682).

Undescribed sp. 1: Namibia (MZUR, examined by PC).

Undescribed sp. 2: South Africa (NMDA, examined by PC).

Genus *COLOLESKIA* Villeneuve, 1939

COLOLESKIA Villeneuve, 1939: 2. Type species: *Cololeskia pallida* Villeneuve, 1939, by monotypy.

pallida Villeneuve, 1939.—Afrotropical: ?Kenya, ?Senegal, Zimbabwe.

Cololeskia pallida Villeneuve, 1939: 3. Holotype male (BMNH). Type locality: Zimbabwe, Hurungwe [as “Urungwe”], Gota Gota.

Note: Crosskey (1984: 255) recorded a male from Kenya and a female from Senegal belonging to *Cololeskia* Villeneuve, 1939 and possibly conspecific with *C. pallida* Villeneuve, 1939.

Genus CYANOLESKIA Mesnil, 1978

CYANOLESKIA Mesnil, 1978a: 110. Type species: *Cyanoleskia leucohalterata* Mesnil, 1978, by original designation.

leucohalterata Mesnil, 1978.—Afrotropical: Madagascar.

Cyanoleskia leucohalterata Mesnil, 1978a: 112. Holotype male (MNHN). Type locality: Madagascar, Antananarivo, Manjakatompo [ca. 19°21'S 47°18'E].

Genus LESKIA Robineau-Desvoidy, 1830

LESKIA Robineau-Desvoidy, 1830: 100. Type species: *Leskia flavescens* Robineau-Desvoidy, 1830 (= *Tachina aurea* Fallén, 1820), by monotypy [Palearctic].

Note: The following species are provisionally assigned to *Leskia* Robineau-Desvoidy, 1830 pending further study. A revision of these species may determine that some of them should be reassigned to *Fischeria* Robineau-Desvoidy, 1830 or *Solieria* Robineau-Desvoidy, 1849. Crosskey (1980b: 844) treated *Fischeria* and *Solieria* as synonyms of *Leskia* but all three are currently recognized as distinct genera (e.g., Herting and Dely-Draskovits 1993, Tschorsnig and Richter 1998).

bwambana van Emden, 1960.—Afrotropical: Uganda.

Leskia hirtula bwambana van Emden, 1960: 391. Holotype female (BMNH). Type locality: Uganda, Semliki National Park [as “Bwamba Valley”, ca. 0°49'N 30°3'E].

darwini van Emden, 1960.—Afrotropical: South Africa.

Leskia darwini van Emden, 1960: 391. Holotype male (BMNH). Type locality: South Africa, Western Cape, Cape of Good Hope.

hirtula (Villeneuve, 1936).—Afrotropical: D.R. Congo, Ghana, Kenya, Malawi, Nigeria, Sierra Leone, South Africa, Uganda, Zimbabwe.

Myiobia hirtula Villeneuve, 1936a: 5. Lectotype female (BMNH), by designation of van Emden (1960: 390). Type locality: Nigeria, Osogbo [as “Oshogbe”].

Fischeria capensis Curran, 1941: 5. Holotype male (SANC). Type locality: South Africa, Eastern Cape, East London.

lineata van Emden, 1960.—Afrotropical: D.R. Congo, Uganda.

Leskia lineata van Emden, 1960: 395. Holotype male (BMNH). Type locality: Uganda, Kampala.

lineaticollis van Emden, 1960.—Afrotropical: Cameroon, South Africa, Uganda.

Leskia lineaticollis van Emden, 1960: 389. Holotype male (BMNH). Type locality: Uganda, Entebbe.

longirostris (Villeneuve, 1937).—Afrotropical: South Africa.

Myiobia longirostris Villeneuve, 1937a: 205. Holotype female (CNC). Type locality: Western Cape, “près de Cape-Town” (Knysna according to label data, Cooper and O'Hara 1996: 53 [as “Knyzna C.C.”]).

macilenta Mesnil, 1978.—Afrotropical: Madagascar.

Leskia macilenta Mesnil, 1978a: 110. Holotype male (MNHN). Type locality: Madagascar, Fianarantsoa, Ifanadiana [ca. 21°18'S 47°38'E].

pallidithorax van Emden, 1960.—Afrotropical: Sudan.

Leskia pallidithorax van Emden, 1960: 394. Holotype male (BMNH). Type locality: Sudan, Delami.

palliventris van Emden, 1960.—Afrotropical: South Africa.

Leskia palliventris van Emden, 1960: 397. Holotype male (BMNH). Type locality: South Africa, KwaZulu-Natal, south of Durban.

pilipleura Mesnil, 1978.—Afrotropical: Madagascar.

Leskia pilipleura Mesnil, 1978a: 110. Holotype male (MNHN). Type locality: Madagascar, Toamasina, Périnet [ca. 18°55'S 48°25'E].

pruinosa van Emden, 1960.—Afrotropical: Uganda.

Leskia pruinosa van Emden, 1960: 396. Holotype male (BMNH). Type locality: Uganda, Rwenzori Range [as “Ruwenzori”], Namwamba Valley, 6500ft.

sappirina Mesnil, 1978.—Afrotropical: Madagascar.

Leskia sappirina Mesnil, 1978a: 109. Holotype female (MNHN). Type locality: Madagascar, Toamasina, Périnet [ca. 18°55'S 48°25'E].

taylori van Emden, 1960.—Afrotropical: South Africa.

Leskia taylori van Emden, 1960: 392. Holotype male (BMNH). Type locality: South Africa, “Cape Province: Highlands”.

villeneuvei van Emden, 1960.—Afrotropical: Angola, Botswana, Malawi, Nigeria, Uganda.

Leskia bicolor villeneuvei van Emden, 1960: 389. Syntypes, 3 males and 4 females (BMNH). Type localities: Botswana (Lobatse [as “Lobatsi”]), Malawi (Maiwale [ca. 14°27'S 35°18'E]), Nigeria (Oshogbo and Yaba [suburb of Lagos]), and Uganda (Semliki National Park [as “Bwamba Country”, ca. 0°49'N 30°3'E]).

Fischeria bicolor of Villeneuve (1913c: 36), not Robineau-Desvoidy, 1830. Misidentification (Crosskey 1980b: 845).

Genus *OCYPTEROMIMA* Townsend, 1916

OCYPTEROMIMA Townsend, 1916a: 175. Type species: *Ocypteromima polita* Townsend, 1916, by original designation.

PYRRHOSIELLA Villeneuve, 1916c: 501. Type species: *Pyrrhosiella cingulata* Villeneuve, 1916 (= *Ocypteromima polita* Townsend, 1916), by monotypy.

ASBOLEOLA Villeneuve, 1916c: 503. Type species: *Asboleola elegans* Villeneuve, 1916, by subsequent designation of Townsend (1936b: 66).

Note: Townsend (1916a) was published on 1 February 1916 (Evenhuis 2003b: 40) and Villeneuve (1916c) was published on 8 December 1916 (dated from journal). Thus, new names in the former have priority over those in the latter.

angustipennis (Villeneuve, 1916).—Afrotropical: D.R. Congo, Ghana, ?Nigeria, Sierra Leone, ?Uganda.

Asboleola angustipennis Villeneuve, 1916c: 504. Lectotype male (BMNH), by designation of van Emden (1960: 401). Type locality: Sierra Leone, Mendikama [ca. 7°48'N 10°51'W].

Note: Van Emden (1960: 401–402) treated *Asboleola elegans* Villeneuve, 1916 and *Asboleola angustipennis* Villeneuve, 1916 as subspecies of *A. elegans*, thereby establishing, as the First Reviser, the relative priority of these names when the two are treated as synonyms (Article 24.2.2 of the Code, ICZN 1999). The two species or subspecies are partly separated geographically, with *Ocypteromima angustipennis* in the west and *O. elegans* in the east and transitional forms of uncertain assignment in the middle. This uncertainty is reflected in the distributions given by Crosskey (1980b: 845) and here.

elegans (Villeneuve, 1916).—Afrotropical: D.R. Congo, ?Kenya, Malawi.

Asboleola elegans Villeneuve, 1916c: 504. Lectotype male (BMNH), by fixation of Townsend (1939b: 209) (mention of “Ht male” from “Mount Mlanje” in BMNH is regarded as a lectotype fixation). Type locality: Malawi, Mt. Mulanje [as “Mt. Mlanje”].

Note: See note under *Ocypteromima angustipennis* (Villeneuve, 1916).

polita Townsend, 1916.—Afrotropical: “widespread W. Afr. to E. Afr. & sthn Afr.” (Crosskey 1980b: 845), including Angola, D.R. Congo, Ghana, Kenya, Madagascar, Malawi, Mozambique, Nigeria, Sierra Leone, South Africa, Tanzania, Uganda.

Ocypteromima polita Townsend, 1916a: 175. Holotype female (USNM). Type locality: Mozambique, Maputo [as “Lorenzo Marques”].

Pyrrhosiella cingulata Villeneuve, 1916c: 503. Lectotype female (SAMC), by fixation of Townsend (1939b: 231) (mention of “Ht female” from Durban in SAMC is regarded as a lectotype fixation). Type locality: South Africa, Kwa-Zulu-Natal, Durban.

Note: Van Emden (1960: 401) designated a female syntype of *Pyrrhosiella cingulata* Villeneuve, 1916 from Sierra Leone (Bendu) in BMNH as lectotype. However, Townsend's (1939b: 231) lectotype fixation was earlier and has priority. There is a single female syntype from Durban in SAMC (examined by JEOH) and it is accepted as Townsend's lectotype. There is also a female syntype from “Stella B” [former Stella Bush near Durban] in SAMC that Villeneuve labelled as “Typ.” but it was not published as the holotype and thus has the status of paralectotype. Villeneuve also labelled as “Typ.” a specimen in IRSNB from Oshogbo, Nigeria.

Genus *OXYMEDORIA* Villeneuve, 1916

OXYMEDORIA Villeneuve, 1916c: 505. Type species: *Oxymedoria palpata* Villeneuve, 1916, by monotypy.

palpata Villeneuve, 1916.—Afrotropical: Nigeria.

Oxymedoria palpata Villeneuve, 1916c: 506. Holotype female (BMNH). Type locality: Nigeria, Osogbo [as “Oshogbe”].

Undescribed sp.: D.R. Congo (BMNH, Crosskey 1984: 254).

Unplaced species of Leskiini

stuckenbergi Verbeke, 1973.—Afrotropical: Mozambique. **Comb. n.**

Hemiwinthemia stuckenbergi Verbeke, 1973: 6. Holotype female (IRSNB). Type locality: Mozambique, Manica-Sofala District, Gorongosa [as “Gorongosa”] Mountain.

Note: *Hemiwinthemia stuckenbergi* Verbeke, 1973 was overlooked by Crosskey (1980b) but was recorded from the Afrotropical Region without study or change in genus by Crosskey (1984: 201). It is moved here based on examination of the holotype by PC. It cannot be placed to genus at the present time.

Tribe MACQUARTIINI

Genus *CHYULUELLA* van Emden, 1960

CHYULUELLA van Emden, 1960: 321. Type species: *Chyuluella cribrata* van Emden, 1960, by original designation.

Note: *Chyuluella* van Emden, 1960 was treated as an unplaced genus of Tachinidae by Crosskey (1980b: 881) but was placed in Macquartiini by Crosskey (1984: 200, 250).

cribrata van Emden, 1960.—Afrotropical: Kenya.

Chyuluella cribrata van Emden, 1960: 322. Holotype female (BMNH). Type locality: Kenya, Chyulu Hills, 4000ft.

Genus *MACQUARTIA* Robineau-Desvoidy, 1830

MACQUARTIA Robineau-Desvoidy, 1830: 204. Type species: *Macquartia rubripes* Robineau-Desvoidy, 1830 (= *Tachina dispar* Fallén, 1820), by subsequent designation of Townsend (1916b: 7) [Palearctic].

aeneiventris van Emden, 1960.—Afrotropical: Uganda.

Macquartia aeneiventris van Emden, 1960: 327. Holotype female (BMNH). Type locality: Uganda, Kigezi District, Kanaba Gap, 7500ft [ca. 1°16'S 29°46'E].

erythromera van Emden, 1960.—Afrotropical: D.R. Congo, Ethiopia, South Africa.

Macquartia erythromera van Emden, 1960: 328. Holotype male (BMNH). Type locality: southern Ethiopia, “Higo Samula”.

Note: According to a note by H. Scott *in* van Emden (1941: 224), printed labels in BMNH bearing the locality “Higo Samula” are in error. The name resulted from an unfortunate combination of two place names, “Higo” and “Samalu” (not “Samula”). Specimens from “Higo Samula” originate from either Higo or Samalu, both in southern Ethiopia and about 100 miles apart (see van Emden 1941: 224 for the specific locations of Higo and Samalu).

nitidicollis van Emden, 1960.—Afrotropical: Kenya.

Macquartia nitidicollis van Emden, 1960: 328. Holotype male (BMNH). Type locality: Kenya, Jinja.

Note: Zeegers (2010: 683) recognized “*Macquartia* cf. *nitidicollis* van Emden” from U.A. Emirates.

plumbella Villeneuve, 1942.—Afrotropical: Zimbabwe.

Macquartia plumbella Villeneuve, 1942a: 53. Holotype female (not located). Type locality: Zimbabwe, Harare [as “Salisbury”].

rufipalpis (Curran, 1927).—Afrotropical: South Africa.

Macroprosopa rufipalpis Curran, 1927d: 340. Holotype male (SANC). Type locality: South Africa, Eastern Cape, Klipplaat.

tessellata van Emden, 1960.—Afrotropical: South Africa.

Macquartia tessellata van Emden, 1960: 326. Holotype female (BMNH). Type locality: South Africa, Western Cape, Van Rhyns Pass [ca. 31°23'S 19°1'E].

uniseriata van Emden, 1960.—Afrotropical: Rwanda.

Macquartia uniseriata van Emden, 1960: 330. Holotype male (MRAC). Type locality: Rwanda, Nkuli [ca. 1°35'S 29°31'E].

Note: Van Emden (1960: 331) gave the type locality of *Macquartia uniseriata* as “Belgian Congo: Gite de Nkuli, Kusanda” and the collector as “L. Lippans”. The data label of the holotype in MRAC records the locality as “Ruanda: Gite de Nkuli” and the collector as “L. Lippans”. Thus, the type locality is in Rwanda, not D.R. Congo as given by van Emden (1960: 331, as “Belgian Congo”) and repeated by Crosskey (1980b: 841, as “Zaire”).

Genus **PORPHYROMUS** van Emden, 1960

PORPHYROMUS van Emden, 1960: 323. Type species: *Porphyromus caeruleiventris* van Emden, 1960, by original designation.

caeruleiventris van Emden, 1960.—Afrotropical: Kenya.

Porphyromus caeruleiventris van Emden, 1960: 323. Holotype female (BMNH).

Type locality: Kenya, Naivasha.

Undescribed sp.: South Africa (CNC, MZUR, Cerretti et al. 2013: 28).

Tribe MEGAPROSOPINI

Note: A key to the Afrotropical genera of the Megaprosopini (as Microphthalmini) was published by Barraclough (1996a: 124).

Genus *AMESIOMIMA* Mesnil, 1950

AMESIOMIMA Mesnil, 1950a: 5. Type species: *Amesiomima fulvella* Mesnil, 1950, by monotypy.

fulvella Mesnil, 1950.—Afrotropical: Rwanda.

Amesiomima fulvella Mesnil, 1950a: 5. Holotype female (MRAC). Type locality: Rwanda, foot of Volcan Karisimbi, Lac N'Gando, 2400m [ca. 1°35'S 29°24'E].

Note: The condition of the holotype of *Amesiomima fulvella* Mesnil, 1950 was discussed by Barraclough (1996a: 124).

Genus *CYRTOCLADIA* van Emden, 1947

CYRTOCLADIA van Emden, 1947: 668. Type species: *Cyrtocladia unisetosa* van Emden, 1947, by monotypy.

unisetosa van Emden, 1947: 669.—Afrotropical: Kenya, Tanzania.

Cyrtocladia unisetosa van Emden, 1947: 669. Holotype male (BMNH). Type locality: Kenya, east side of forest in Aberdare Mountains, 7300ft.

Note: The female specimen in BMNH upon which Crosskey (1980b: 840) based his record of *Cyrtocladia unisetosa* van Emden, 1947 from Angola was later regarded as an undescribed species by Crosskey (1984: 247).

Undescribed sp(p).: Angola (BMNH, Crosskey 1984: 247), Kenya (MZUR and TAU, examined by PC).

Genus *MICROPHTHALMA* Macquart, 1844

MICROPHTHALMA Macquart, 1844: 84 [also 1844: 241]. Type species: *Microphthalma nigra* Macquart, 1844 (= *Tachina disjuncta* Wiedemann, 1824), by original designation [Nearctic].

PRODEXILLA Townsend, 1933: 461. Type species: *Prodexilla petiolata* Townsend, 1933 (= *Dexia posio* Walker, 1849), by original designation.

AMESIOCLEA Villeneuve, 1936a: 1. Type species: *Amesioaclea cincta* Villeneuve, 1936 (= *Dexia posio* Walker, 1849), by monotypy.

MICROPHTHALMIA. Incorrect subsequent spelling of *Microphthalma* Macquart, 1844 (Adams *in* Williston 1908: 376).

disjuncta (Wiedemann, 1824).—Misidentification, not Afrotropical [known from Nearctic and Neotropical regions].

Note: An unknown species was recorded as *Microphthalma disjuncta* (originally described as *Tachina disjuncta* Wiedemann, 1824) from D.R. Congo by Villeneuve (1913c: 39). Misidentification (van Emden 1947: 672).

europaea Egger, 1860.—Misidentification, not Afrotropical [known from Palaearctic Region].

Note: An unknown species was recorded as *Microphthalma europaea* Egger, 1860 from D.R. Congo by Curran (1928b: 379). Misidentification (Crosskey 1980b: 840).

flavipes Mesnil, 1950.—Afrotropical: D.R. Congo, Nigeria, Yemen.

Microphthalma flavipes Mesnil, 1950a: 4. Holotype female (MRAC). Type locality: D.R. Congo, Nord-Kivu, Volcan Nyamuragira, Mushumangabo, 2075m [ca. 1°26'S 29°16'E].

Microphthalma nigeriensis of van Emden (1947: 672), not Villeneuve, 1935. Misidentification (Crosskey 1980b: 840).

Note: Van Emden (1947: 672) included Kenya, Sierra Leone, South Africa, Tanzania, and Uganda in the distribution of "*Microphthalma europaea nigeriensis*" but Crosskey (1980b: 840) did not list these countries in the distribution of *Microphthalma flavipes* Mesnil, 1950.

nigeriensis Villeneuve, 1935.—Afrotropical: Nigeria.

Microphthalma europaea nigeriensis Villeneuve, 1935a: 137. Holotype male (CNC). Type locality: Nigeria, Ikot Ekpene.

nigerensis. Incorrect subsequent spelling of *nigeriensis* Villeneuve, 1935 (original usage not found but spelling listed by Crosskey 1980b: 840).

nox Zeegers, 2007.—Afrotropical: Yemen.

Microphthalma nox Zeegers, 2007: 413. Holotype male (RMNH). Type locality: Yemen, Al Kadan (15°14'52"N 43°15'16"E).

posio (Walker, 1849).—Afrotropical: South Africa.

Dexia posio Walker, 1849: 844. Lectotype, unspecified sex [male according to BMNH database] (BMNH), by fixation of van Emden (1947: 671) (examination of "Walker's type" from "Cape Province" in BMNH is regarded as a lectotype fixation). Type locality: South Africa, Western Cape, Cape of Good Hope [as "Cape"].

Prodexilla petiolata Townsend, 1933: 462. Holotype female (NHRS). Type locality: South Africa, Western Cape, Cape of Good Hope.

Amesioeclea cincta Villeneuve, 1936a: 1. Syntypes, 2 males (1 male in CNC). Type locality: South Africa, "Colonie du Cap" ([Western Cape], Winterhoek Mountains, Tulbagh, 3600ft, according to label data of CNC syntype, Cooper and O'Hara 1996: 13 [Winterhoek Mountains cited as "Wint-hoek" but label has "Wint-hoeck"]).

sejuncta (Walker, 1858).—Afrotropical: South Africa.

Trixa sejuncta Walker, 1858: 200 (as "*Trixa? sejuncta*"). Type(s), female (BMNH). Type locality: South Africa, Western Cape, Cape of Good Hope [as "Cape"].

Microphthalma capensis Schiner, 1868: 322. Syntypes, 1 male and 2 females (1 male in NHMW). Type locality: South Africa, Western Cape, Cape of Good Hope [as "Cap"].

Genus *MONTANOTHALMA* Barraclough, 1996

MONTANOTHALMA Barraclough, 1996a: 125. Type species: *Montanothalma natalensis* Barraclough, 1996, by original designation.

natalensis Barraclough, 1996.—Afrotropical: South Africa.

Montanothalma natalensis Barraclough, 1996a: 127. Holotype male (NMDA). Type locality: South Africa, KwaZulu-Natal, Natal Drakensberg, Forestry Reserve, Cathedral Peak, headwaters of Indumeni River, 8500–9200ft.

Tribe MINTHOINI

Genus *DYSHYPOSTENA* Villeneuve, 1939

DYSHYPOSTENA Villeneuve, 1939: 4. Type species: *Dyshypostena tarsalis* Villeneuve, 1939, by monotypy. **Status revived.**

KINANGOPANA van Emden, 1960: 331. Type species: *Kinangopana edwardsi* van Emden, 1960, by original designation. **Syn. n.**

Note: Crosskey (1984: 252) treated *Kinangopana* van Emden, 1960 as a genus but noted the similarity between *K. edwardsi* van Emden, 1960 and *Dyshypostena tarsalis* Villeneuve, 1939 (*Dyshypostena* then in synonymy with *Sumpigaster* Macquart, 1855), adding: “If the two are treated in future as congeneric, then *Dyshypostena* will need to be recovered from synonymy with *Sumpigaster* and the name *Kinangopana* sunk as a synonym of *Dyshypostena*”. We agree that these two species are congeneric and have revised the classification accordingly. The characters that distinguish *Dyshypostena* will be given in the Tachinidae chapter of the *Manual of Afrotropical Diptera* (in prep.).

edwardsi (van Emden, 1960).—Afrotropical: Kenya. **Comb. n.**

Kinangopana edwardsi van Emden, 1960: 331. Holotype male (BMNH). Type locality: Kenya, Aberdare Mountains, Mt. Kinangop, 8000ft.

Note: *Kinangopana edwardsi* van Emden, 1960 was treated as a species of *Kinangopana* van Emden, 1960 by Crosskey (1980b: 841, 1984: 252) but is moved here to *Dyshypostena* Villeneuve, 1939.

tarsalis Villeneuve, 1939.—Afrotropical: D.R. Congo, Ghana, Tanzania, Zimbabwe. **Comb. revived.**

Dyshypostena tarsalis Villeneuve, 1939: 5. Syntypes, 2 females (not located). Type localities: D.R. Congo (Équateur, Eala) and Zimbabwe (Nyanga [as “Inyanga”]).

Note: *Dyshypostena tarsalis* Villeneuve, 1939 was treated as a species of *Sumpigaster* Macquart, 1855 by Crosskey (1980b: 842, 1984: 252) but is moved here to the newly revived genus *Dyshypostena* Villeneuve, 1939.

Genus *MESNILUS* Özdikmen, 2007

ZIMINIOLA Mesnil, 1978a: 112 (junior homonym of *Ziminiola* Gerasimov, 1930).

Type species: *Ziminiola nigella* Mesnil, 1978, by original designation.

MESNILUS Özdikmen, 2007: 166 (*nomen novum* for *Ziminiola* Mesnil, 1978).

cyanella (Mesnil, 1978).—Afrotropical: Madagascar.

Ziminiola cyanella Mesnil, 1978a: 114. Holotype male (MNHN). Type locality: Madagascar, Antananarivo, Manjakatempo [ca. 19°21'S 47°18'E].

hexachaeta (Mesnil, 1978).—Afrotropical: Madagascar.

Ziminiola hexachaeta Mesnil, 1978a: 114. Holotype female (MNHN). Type locality: Madagascar, Toamasina, Périnet [ca. 18°55'S 48°25'E].

nigella (Mesnil, 1978).—Afrotropical: Madagascar.

Ziminiola nigella Mesnil, 1978a: 113. Holotype male (MNHN). Type locality: Madagascar, Antsiranana, Montagne d'Ambre [Parc National, ca. 12°36'S 49°8'E].

plumosa (Mesnil, 1978).—Afrotropical: Madagascar.

Ziminiola plumosa Mesnil, 1978a: 114. Holotype female (MNHN). Type locality: Madagascar, Toliara, Sakaraha.

prasina (Mesnil, 1978).—Afrotropical: Madagascar.

Ziminiola prasina Mesnil, 1978a: 114. Holotype male (MNHN). Type locality: Madagascar, Antananarivo, Manjakatempo [ca. 19°21'S 47°18'E].

setosa (Mesnil, 1978).—Afrotropical: Madagascar.

Ziminiola setosa Mesnil, 1978a: 114. Holotype female (MNHN). Type locality: Madagascar, Toamasina, Moramanga.

Genus *MINTHO* Robineau-Desvoidy, 1830

MINTHO Robineau-Desvoidy, 1830: 216. Type species: *Musca compressa* Fabricius, 1787, by subsequent designation of Rondani (1856: 79, as "*Dexia compressa* Meig.>").

argentea Bezzi, 1908.—Afrotropical: "E. Afr., n.-e. Afr." (Crosskey 1980b: 841), including Botswana, D.R. Congo, Eritrea, Ethiopia, Kenya, Sudan, Uganda.

Mintho argentea Bezzi, 1908b: 64. Syntypes, 3 males (MSNM, Arnaud 1982: 12). Type locality: Eritrea, near Adi Keyh [also as Adi Kaie and other spellings, published as "Adi Caiè", ca. 14°51'N 39°22'E].

compressa (Fabricius, 1787).—Afrotropical: "widespread mainland Afrotrop. Reg." (Crosskey 1980b: 841, as *praeceps* Scopoli, 1763), including D.R. Congo, Eritrea, Kenya, Nigeria, Somalia, South Africa, Sudan, Tanzania, Yemen. Palaearctic: Europe (W. Eur., SW. Eur., SC. Eur., SE. Eur.), M. East (all), N. Africa (Canary Is., NW. Africa, NE. Africa), Transcaucasia.

Musca compressa Fabricius, 1787: 346. Type(s), unspecified sex (3 specimens in ZMUC [1 originally in ZMUK and only wing remaining], according to Zim-sen 1964: 492). Type locality: Spain [as “Hispaniae”].

Mintho capensis Robineau-Desvoidy, 1830: 217. Type(s), unspecified sex (originally in Dejean’s collection, the Diptera of which are mostly lost; Evenhuis et al. 2010: 238). Type locality: South Africa, Western Cape, Cape of Good Hope [as “Cap de Bonne-Espérance”].

Tachina isis Wiedemann, 1830: 304. Syntypes, unspecified number and sex (NHMW [not searched for syntypes by JEOH], ZMHB [2 males examined by JEOH]). Type locality: Egypt.

Dexia thala Walker, 1849: 845. Type(s) female (1 female in BMNH according to BMNH database). Type locality: Morocco, Tangier.

Dexia isapis Walker, 1849: 848. Type(s) male (1 male in BMNH according to BMNH database). Type locality: Egypt.

Musca praeceps of Crosskey (1980b: 841), Zeegers (2007: 414), Dawah (2011: 7), etc. (as a distinct species and usually as senior synonym of *Musca compressa* Fabricius, 1787), not Scopoli, 1763. Misidentification (see note).

Note: Crosskey (1980b: 841) recognized *Musca praeceps* Scopoli, 1763 as a valid name with five synonyms, including *Musca compressa* Fabricius, 1787. Herting (1984: 132) and Herting and Dely-Draskovits (1993: 346) treated *Musca praeceps* Scopoli as a *nomen dubium* and recognized *Musca compressa* Fabricius as the valid name for *Musca praeceps sensu* Crosskey (1980b) and others. This interpretation has been followed here. *Tachina isis* Wiedemann, 1830, *Dexia thala* Walker, 1849, and *Dexia isapis* Walker, 1849 were all placed in synonymy with *Musca compressa* by Herting (1984) and Herting and Dely-Draskovits (1993). In the absence of evidence to the contrary, we assume that *Mintho capensis* Robineau-Desvoidy, 1830 should also join this list of synonyms because it was treated as a synonym of *Musca praeceps* (as was *M. compressa*) by Crosskey (1980b). Further study may reveal that the widespread *Mintho compressa* (Fabricius) is a species complex.

flavicoxa Bezzi, 1911.—Afrotropical: D.R. Congo, Ethiopia, Ghana, Kenya, Malawi, Namibia, Nigeria, Sierra Leone, South Africa, Tanzania, Uganda, Zimbabwe.

Mintho flavicoxa Bezzi, 1911: 63. Holotype male (USNM). Type locality: South Africa, Gauteng, Pretoria.

Mintho lacera africa Villeneuve, 1913c: 37. Lectotype female (BMNH), by fixation of van Emden (1960: 380) (mention of “type” from Ashanti in BMNH is regarded as a lectotype fixation). Type locality: Ghana, Ashanti.

Genus *MINTHODES* Brauer & Bergenstamm, 1889

MINTHODES Brauer & Bergenstamm, 1889: 136 [also 1890: 68]. Type species: *Minthodes pictipennis* Brauer & Bergenstamm, 1889, by monotypy [Palearctic].

latifacies Herting, 1983.—Afrotropical: Yemen. Palaearctic: Europe (Turkey), M. East (all), Transcaucasia.

Minthodes latifacies Herting, 1983a: 5. Holotype male (TAU). Type locality: Syria, “Beit Djan” [not located].

Minthodes pictipennis of Kugler (1980a: 51), not Brauer & Bergenstamm, 1889. Misidentification (Herting 1983a: 5).

rhodesiana Villeneuve, 1942.—Afrotropical: Zimbabwe.

Minthodes rhodesiana Villeneuve, 1942a: 54. Syntypes, 2 females (CNC). Type locality: Zimbabwe, Hurungwe [as “Urungwe”], Gota Gota.

Genus *PLESINA* Meigen, 1838

PLESINA Meigen, 1838: 214. Type species: *Tachina phalerata* Meigen, 1824, by monotypy [Palaearctic].

XANTHOPETIA Townsend, 1933: 452. Type species: *Tachina fascipennis* Wiedemann, 1830, by original designation.

KUGLERIA Verbeke, 1970: 299 (junior homonym of *Kugleria* Bouwman, 1938). Type species: *Plesina fascipennis claripennis* Mesnil, by monotypy [Palaearctic].

africana Kugler, 1978.—Afrotropical: Nigeria.

Plesina africana Kugler, 1978a: 91. Holotype male (BMNH). Type locality: Nigeria, between Kaduna and Keffi.

fascipennis (Wiedemann, 1830).—Afrotropical: Sudan.

Tachina fascipennis Wiedemann, 1830: 342. Lectotype male (ZMHB, not located by JEOH), by fixation of Townsend (1932: 33) (examination of “Male Ht” from Nubia in ZMHB is regarded as a lectotype fixation). Type locality: Nubia region [as “Nubien”, a region in southern Egypt and northern Sudan, recorded here as Sudan following Crosskey 1980b: 830].

Note: The lectotype of *Tachina fascipennis* Wiedemann, 1830 was not found in ZMHB, but a male paralectotype in NHMW cited by Townsend (1932: 33, as “male Pt”) was examined by JEOH. A headless female paralectotype cited by Townsend (1932: 33, as “female At”) was not found in NHMW.

Genus *PSEUDOMINTHODES* Townsend, 1933

PSEUDOMINTHODES Townsend, 1933: 455. Type species: *Pseudominthodes scutellaris* Townsend, 1933, by original designation.

scutellaris Townsend, 1933.—Afrotropical: South Africa.

Pseudominthodes scutellaris Townsend, 1933: 455. Holotype male (NHRS). Type locality: South Africa, “Caffraria” (also known as “Kaffraria”, a former region in Eastern Cape).

Genus *ROSSIMYTOPS* Mesnil, 1953

ROSSIMYTOPS Mesnil, 1953a: 145. Type species: *Rossimytops whiteheadi* Mesnil, 1953, by monotypy.

MESNILOMYIA Kugler, 1972: 103. Type species: *Mesnilomyia magnifica* Kugler, 1972, by original designation [Palaeartic].

PERSEDEA Richter, 2001: 25. Type species: *Persedeia exquisita* Richter, 2001, by original designation.

Note: *Rossimytops* Mesnil, 1953 was revised and reassigned to the Minthoini by Cerretti et al. (2009).

austrinus Cerretti, 2009.—Afrotropical: Namibia.

Rossimytops austrinus Cerretti in Cerretti et al., 2009: 40. Holotype female (NMNW). Type locality: Namibia, Karibib District, Tsaobismund (22°22'40"S 15°44'58"E).

exquisitus (Richter, 2001).—Afrotropical: Yemen. Palaeartic: M. East (M. East).

Persedeia exquisita Richter, 2001: 28. Holotype female (BMNH). Type locality: Iran, Tehrān.

Mesnilomyia rufipes Zeegers, 2007: 411. Holotype female (RMNH). Type locality: Yemen, 12km northwest of Manākhah (15°04'19"N 43°44'27"E).

subapertus (Herting, 1983).—Afrotropical: U.A. Emirates. Palaeartic: C. Asia, M. East (all).

Mesnilomyia subaperta Herting, 1983a: 5. Holotype male (SMNS). Type locality: Iran, Kermān, "Djiroft", Anbarābād [ca. 28°29'N 57°51'E].

Note: Zeegers (2010: 6) included Uzbekistan in the distribution of *Mesnilomyia subaperta* Herting, 1983 and gave Ziegler (1991) as a reference. However, Ziegler (1991: 89) recorded this species from Turkmenistan and not Uzbekistan. Turkmenistan was correctly cited by Cerretti et al. (2009: 50).

whiteheadi Mesnil, 1953.—Afrotropical: South Africa.

Rossimytops whiteheadi Mesnil, 1953a: 145. Holotype male (NMDA). Type locality: South Africa, Eastern Cape, Grahamstown.

Undescribed spp.: Ethiopia (TAU, examined by PC), Nigeria (CNC).

Genus *SUMPIGASTER* Macquart, 1855

SUMPIGASTER Macquart, 1855: 124 [also 1855: 104]. Type species: *Sumpigaster fasciatus* Macquart, 1855, by original designation [Australasian].

MEGISTODEXIA Townsend, 1933: 456. Type species: *Megistodexia diaristata* Townsend, 1933, by original designation.

SYNEPLACA Villeneuve, 1938c: 13. Type species: *Syneplaca ghesquierei* Villeneuve, 1938 (= *Megistodexia diaristata* Townsend, 1933), by monotypy.

SYNHYPPOSTENA Villeneuve, 1939: 6. Type species: *Synhypostena pedestris* Villeneuve, 1939, by monotypy.

Note: Macquart (1855: 125 [also 1855: 105]) remarked about his new genus *Sumpigaster*, “Le type du genre est de l’Océanie”. This statement is accepted as a type species designation for *Sumpigaster* of the single included species from “l’Océanie. Moreton-Bay”, *Sumpigaster fasciatus* Macquart.

brunnea (Mesnil, 1952).—Afrotropical: D.R. Congo.

Synhypostena brunnea Mesnil, 1952a: 10. Holotype male (MRAC). Type locality: D.R. Congo, Nord-Kivu, Volcan Nyamuragira [ca. 1°25’S 29°12’E], “Nyashebe” [not located], 1820m.

diaristata (Townsend, 1933).—Afrotropical: D.R. Congo, Eq. Guinea, Ghana, Uganda.

Megistodexia diaristata Townsend, 1933: 456. Holotype male (ZMHB). Type locality: Equatorial Guinea, “Benito District”, “Ülleburg” [not located].

Syneplaca ghesquierei Villeneuve, 1938c: 13 (as “*ghesquierei*”). Syntypes, males and females (1 male in CNC, 1 female in IRSNB). Type locality: D.R. Congo, Équateur, Eala.

pedestris (Villeneuve, 1939).—Afrotropical: D.R. Congo, Ghana, Uganda.

Synhypostena pedestris Villeneuve, 1939: 7. Holotype female (not located). Type locality: D.R. Congo, Bas-Congo, Mayumbé [a highland area west of Rivière Congo].

ruwenzorica (van Emden, 1960).—Afrotropical: Uganda.

Synhypostena brunnea ruwenzorica van Emden, 1960: 379. Holotype male (BMNH). Type locality: Uganda, Rwenzori Range [as “Ruwenzori”], Namwamba Valley, 6500ft.

Genus *TIPULIDOMIMA* Townsend, 1933

TIPULIDOMIMA Townsend, 1933: 458. Type species: *Tipulidomima tessmanni* Townsend, 1933, by original designation.

tessmanni Townsend, 1933.—Afrotropical: Eq. Guinea.

Tipulidomima tessmanni Townsend, 1933: 458. Holotype male (ZMHB). Type locality: Equatorial Guinea, “Benito District”, “Ülleburg” [not located].

Genus *XIPHOCHAETA* Mesnil, 1968

Subgenus *XIPHOCHAETA* Mesnil, 1968

XIPHOCHAETA Mesnil, 1968a: 48. Type species: *Xiphochaeta (Xiphochaeta) longicornis* Mesnil, 1968, by original designation.

atratura Mesnil, 1968.—Afrotropical: Madagascar.

Xiphochaeta (Xiphochaeta) atratura Mesnil, 1968a: 52. Holotype male (NHMB [“to be returned to MNHN”, O’Hara 1996: 133]). Type locality: Madagascar, Toamasina, Périnet [ca. 18°55’S 48°25’E].

delicatula Mesnil, 1968.—Afrotropical: Madagascar.

Xiphochaeta (*Xiphochaeta*) *delicatula* Mesnil, 1968a: 52. Holotype male (NHMB [“to be returned to MNHN”, O’Hara 1996: 138]). Type locality: Madagascar, Toamasina, Périnet [ca. 18°55’S 48°25’E].

heteronychia Mesnil, 1968.—Afrotropical: Madagascar.

Xiphochaeta (*Xiphochaeta*) *heteronychia* Mesnil, 1968a: 53. Holotype male (NHMB [“to be returned to MNHN”, O’Hara 1996: 142]). Type locality: Madagascar, Ambohitantely [Réserve Spéciale, ca. 18°10’S 47°17’E].

longicornis Mesnil, 1968.—Afrotropical: Madagascar.

Xiphochaeta (*Xiphochaeta*) *longicornis* Mesnil, 1968a: 51. Holotype male (NHMB [“to be returned to MNHN”, O’Hara 1996: 145]). Type locality: Madagascar, Fianarantsoa, Vohiparara [within Parc National de Ranomafana, which is located at ca. 21°13’S 47°26’E].

macronychia Mesnil, 1968.—Afrotropical: Madagascar.

Xiphochaeta (*Xiphochaeta*) *macronychia* Mesnil, 1968a: 51. Holotype male (NHMB [“to be returned to MNHN”, O’Hara 1996: 146]). Type locality: Madagascar, Ambohitantely [Réserve Spéciale, ca. 18°10’S 47°17’E].

velutina Mesnil, 1968.—Afrotropical: Madagascar.

Xiphochaeta (*Xiphochaeta*) *velutina* Mesnil, 1968a: 52. Holotype male (NHMB [“to be returned to MNHN”, O’Hara 1996: 160]). Type locality: Madagascar, Fianarantsoa, Vohiparara [within Parc National de Ranomafana, which is located at ca. 21°13’S 47°26’E].

Subgenus *XIPHOCOAETINA* Mesnil, 1968

XIPHOCOAETINA Mesnil, 1968a: 49, 50 (as subgenus of *Xiphochaeta* Mesnil, 1968). Type species: *Xiphochaeta* (*Xiphochaetina*) *paucibarba* Mesnil, 1968, by original designation.

nudicosta (Mesnil, 1978).—Afrotropical: Madagascar.

Xiphochaetina *nudicosta* Mesnil, 1978b: 279. Holotype male (MNHN, not located). Type locality: Madagascar, Toamasina, Périnet [ca. 18°55’S 48°25’E].

paucibarba Mesnil, 1968.—Afrotropical: Madagascar.

Xiphochaeta (*Xiphochaetina*) *paucibarba* Mesnil, 1968a: 50. Holotype male (NHMB [“to be returned to MNHN”, O’Hara 1996: 152]). Type locality: Madagascar, Ambohitantely [Réserve Spéciale, ca. 18°10’S 47°17’E].

reducta Mesnil, 1968.—Afrotropical: Madagascar.

Xiphochaeta (*Xiphochaetina*) *reducta* Mesnil, 1968a: 50. Holotype male (NHMB [“to be returned to MNHN”, O’Hara 1996: 155]). Type locality: Madagascar, Toamasina, Périnet [ca. 18°55’S 48°25’E].

Tribe NEAERINI

Genus *NEOPLECTOPS* Malloch, 1930

NEOPLECTOPS Malloch, 1930b: 147. Type species: *Neoplectops nudibasis* Malloch, 1930, by original designation [Oriental].

POINTELLIA Mesnil, 1956b: 77. Type species: *Craspedothrix veniseta* Stein, 1924 (= *Thryptocera pomonellae* Schnabl & Mokrzecki, 1903), by original designation [Palaeartic].

Note: Crosskey (1980b: 851) cited the type species of *Pointelia* Mesnil, 1956 as "*Pointelia veniseta* Mesnil, 1956", in error.

nudinerva (Mesnil, 1956).—Afrotropical: Côte d'Ivoire, Ghana, Malawi, Namibia (new record, MZUR [PC]), Nigeria.

Pointelia nudinerva Mesnil, 1956b: 78. Holotype male (CNC, not located by O'Hara 1996: 150). Type locality: Côte d'Ivoire, Adiopodoumé [also as Adiopo-Doumé, ca. 5°20'N 4°8'W].

Note: Mesnil (1956b: 78) wrote "Type dans ma collection" for *Pointelia nudinerva*. The type should be in CNC but has not been located there.

Tribe NEMORAEINI

Genus *NEMORAEA* Robineau-Desvoidy, 1830

NEMORAEA Robineau-Desvoidy, 1830: 71. Type species: *Nemoraea bombylans* Robineau-Desvoidy, 1830 (= *Tachina pellucida* Meigen, 1824), by subsequent designation of Townsend (1916b: 8) [Palaeartic].

CHAETOLYDELLA Villeneuve, 1916c: 488. Type species: *Chaetolydella natalensis* Villeneuve, 1916, by monotypy.

NEMOREA Macquart, 1834: 165 [also 1834: 301]. Unjustified emendation of *Nemoraea* Robineau-Desvoidy, 1830 (see O'Hara et al. 2011: 126).

NEMOROEA. Incorrect subsequent spelling of *Nemoraea* Robineau-Desvoidy, 1830 (Macquart 1851b: 155 [also 1851b: 182]).

Note: *Hypotachina* Brauer & Bergenstamm, 1891 was listed as a synonym of *Nemoraea* Robineau-Desvoidy, 1830 by Crosskey (1980b: 843) but was reinstated as a genus endemic to the Neotropical Region by Wood and Zumbado (2010: 1405).

bequaerti van Emden, 1960.—Afrotropical: D.R. Congo, ?Ghana, ?Nigeria.

Nemoraea bequaerti van Emden, 1960: 362. Holotype male (BMNH). Type locality: D.R. Congo, Katanga, near Lubumbashi [as "Elisabethville"], Rivière Kafubu.

capensis (Robineau-Desvoidy, 1830).—Afrotropical: “widespread n.-e. Afr., E. Afr. & sthn Afr.” (Crosskey 1980b: 843), including D.R. Congo, Eritrea, Ethiopia, Malawi, South Africa, Nigeria, Zimbabwe.

Meriania capensis Robineau-Desvoidy, 1830: 71. Type(s), unspecified sex (MNHN or lost). Type locality: South Africa, Western Cape, Cape of Good Hope [as “cap de Bonne-Espérance”].

Nemoraea rufipes Macquart, 1844: 54 [also 1844: 211] (as “*rufipes*, Guérin”). Lectotype male (MNHN), by fixation of Crosskey (1971: 280) (examination of “Holotype ♂” from “cap de Bonne-Espérance” in MNHN is regarded as a lectotype fixation). Type locality: South Africa, Western Cape, Cape of Good Hope [as “cap de Bonne-Espérance”].

discoidalis Villeneuve, 1916.—Afrotropical: Burundi, D.R. Congo, Uganda.

Nemoraea discoidalis Villeneuve, 1916a: 198. Lectotype female (BMNH), by designation of van Emden (1960: 365). Type locality: Uganda, Tero [as “Jero”] Forest.

fortuna Curran, 1936.—Afrotropical: D.R. Congo, Kenya, Uganda.

Nemoraea fortuna Curran, 1936: 14. Holotype male (AMNH). Type locality: D.R. Congo, Tshibinda.

Note: The type locality of *Nemoraea fortuna* Curran, 1936 was published as “Tshibinda, Tanganyika” and the holotype was similarly labelled (Arnaud 1963: 122). As explained by van Emden (1960: 363), this was due to an error in the labelling of Tshibinda material. The type locality of Tshibinda is in D.R. Congo.

infoederata Villeneuve, 1916.—Afrotropical: D.R. Congo, Kenya, Uganda.

Nemoraea infoederata Villeneuve, 1916a: 199. Syntypes, 3 males and 1 female (1 male in CNC, Cooper and O'Hara 1996: 54). Type localities: Kenya (Aberdare Mountains, 7300ft) and Uganda (Rwenzori Range [as “Ruwenzori”], 2300m and 2500m).

Note: Van Emden (1960: 365) made the following remark about two syntypes of *Nemoraea infoederata* Villeneuve, 1916 that should be in BMNH: “Both the two typical males from the Aberdare Mts. and the female mentioned by Curran belong to the Commonwealth Institute of Entomology, but have not yet been returned”. These syntypes have not been located.

intacta Villeneuve, 1916.—Afrotropical: Liberia, Nigeria. **Status revived.**

Nemoraea miranda intacta Villeneuve, 1916a: 201. Lectotype female (BMNH), by fixation of van Emden (1960: 364) (mention of “type” from Oshogbo in BMNH is regarded as a lectotype fixation). Type locality: Nigeria, Oshogbo.

Note: *Nemoraea miranda intacta* Villeneuve, 1916 was treated as a species by Curran (1936: 14, and recorded from Liberia) and later as a synonym of *Nemoraea miranda* Villeneuve, 1916 by van Emden (1960: 364) and Crosskey (1980b: 843). It is recognized here as a distinct species based on examination of the lectotype by PC.

longicornis Villeneuve, 1916.—Afrotropical: Nigeria, Rwanda, Tanzania.

Nemoraea longicornis Villeneuve, 1916a: 201. Lectotype female (BMNH), by fixation of van Emden (1960: 363) (mention of “♀ type” from Oshogbo in BMNH is regarded as a lectotype fixation). Type locality: Nigeria, Oshogbo.

mendax (Mesnil, 1978).—Afrotropical: Madagascar.

Hypotachina mendax Mesnil, 1978a: 108. Holotype male (MNHN). Type locality: Madagascar, Fianarantsoa, Ranomafana [Parc National, ca. 21°13'S 47°26'E].

mira (Mesnil, 1978).—Afrotropical: Madagascar.

Hypotachina mira Mesnil, 1978a: 108. Holotype male (MNHN). Type locality: Madagascar, Antsiranana, Joffreville.

miranda Villeneuve, 1916.—Afrotropical: Côte d'Ivoire, D.R. Congo, Ghana, Guinea, Kenya, Sierra Leone, Sudan, Uganda.

Nemoraea miranda Villeneuve, 1916a: 200. Lectotype male (BMNH), by designation of van Emden (1960: 364). Type locality: Ghana, Aburi.

moerens Villeneuve, 1916.—Afrotropical: D.R. Congo, Malawi, Tanzania.

Nemoraea moerens Villeneuve, 1916a: 201. Lectotype male (BMNH), by fixation of van Emden (1960: 361) (mention of “♂ type” from W. Nyasa in BMNH is regarded as a lectotype fixation). Type locality: Malawi [as “W. Nyasa”].

mutata Villeneuve, 1916.—Afrotropical: Uganda.

Nemoraea miranda mutata Villeneuve, 1916a: 201. Holotype female (not located; not returned to BMNH [as “Commonwealth Institute of Entomology”] according to van Emden 1960: 364). Type locality: Uganda, Entebbe.

natalensis (Villeneuve, 1916).—Afrotropical: D.R. Congo, Lesotho, Malawi, South Africa, Zambia.

Chaetolydella natalensis Villeneuve, 1916c: 490. Syntypes, males and females (BMNH, MSNM [1 “cotype” according to Arnaud 1982: 12], SAMC [1 male and two females, examined by JEOH]). Type localities: Malawi (Mt. Mulanje [as “Mt. Mlanje”]) and South Africa (KwaZulu-Natal, Durban; Western Cape, Cape of Good Hope; “Transvaal” [a former province that occupied much of the northeastern part of the country and has since been subdivided into several provinces]).

Note: Townsend (1939a: 287) cited the “Ht” of *Chaetolydella natalensis* Villeneuve, 1916 from Durban in Rambouillet (Villeneuve's personal collection, since dispersed). If a single type specimen from Durban is located then it could be accepted as the lectotype of *C. natalensis* by fixation of Townsend (1939a: 287). Van Emden (1960: 359) accepted a male in BMNH labelled as “Typ.” by Villeneuve as the type, even though he noted that it is not from one of the type localities.

paulla (Mesnil, 1978).—Afrotropical: Madagascar.

Hypotachina paulla Mesnil, 1978a: 107. Holotype male (MNHN). Type locality: Madagascar, Antsiranana, Montagne d'Ambre [Parc National, ca. 12°36'S 49°8'E].

rubellana Villeneuve, 1913.—Afrotropical: Cameroon, D.R. Congo, Ethiopia, Kenya, Rwanda, South Africa, Uganda, Tanzania, Zimbabwe.

Nemoraea rubellana Villeneuve, 1913c: 28. Holotype male (BMNH). Type locality: Uganda, Lake George.

Nemoraea completa Curran, 1936: 16. Holotype male (BMNH). Type locality: Uganda, Entebbe.

Nemoraea incerta Curran, 1936: 17. Holotype male (AMNH). Type locality: Cameroon, Edea [as “Eden” in error, Arnaud 1963: 122].

semiobscura Villeneuve, 1916.—Afrotropical: Kenya.

Nemoraea discoidalis semiobscura Villeneuve, 1916a: 199. Holotype male (not located; “The type has not yet been returned to the Commonwealth Institute of Entomology [= BMNH]” according to van Emden 1960: 366). Type locality: Kenya, Aberdare Mountains, 7300ft.

vulgata (Mesnil, 1978).—Afrotropical: Madagascar.

Hypotachina vulgata Mesnil, 1978a: 108. Holotype male (MNHN). Type locality: Madagascar, Toamasina, Moramanga.

Tribe ORMIINI

Genus *AULACEPHALA* Macquart, 1851

AULACEPHALA Macquart, 1851b: 138 [also 1851b: 165]. Type species: *Aulacephala maculithorax* Macquart, 1851, by monotypy.

AULACOCEPHALA Gerstaecker, 1864: 1033. Unjustified emendation of *Aulacephala* Macquart, 1851.

AULACOCEPHALOPSIS Townsend, 1919a: 165. Type species: *Aulacocephala badia* Gerstaecker, 1864 (= *Aulacephala maculithorax* Macquart, 1851), by original designation.

maculithorax Macquart, 1851.—Afrotropical: Botswana, Cameroon, C.A. Republic, D.R. Congo, Kenya, Liberia, ?Madagascar, Malawi, Mozambique, Nigeria, Sierra Leone, South Africa, Tanzania, Uganda, Zambia.

Aulacephala maculithorax Macquart, 1851b: 139 [also 1851b: 166]. Lectotype female (MNHN), by designation of Crosskey (1971: 264). Type locality: ?Madagascar.

Aulacocephala badia Gerstaecker, 1864: 1035. Holotype, unspecified sex [female, examined by JEOH] (ZMHB). Type locality: South Africa, “Caffraria” (also known as “Kaffraria”, a former region in Eastern Cape).

Note: Macquart (1851b: 139 [also 1851b: 166]) gave the type locality of *Aulacephala maculithorax* as Madagascar but there is speculation that this was an error for South Africa as reviewed by Nihei (2015: 9).

Genus *MEDIOSETIGER* Barraclough, 1983

MEDIOSETIGER Barraclough, 1983: 431. Type species: *Mediosetiger microcephala* Barraclough, 1983, by original designation.

microcephala Barraclough, 1983.—Afrotropical: South Africa.

Mediosetiger microcephala Barraclough, 1983: 432. Holotype female (NMDA). Type locality: South Africa, KwaZulu-Natal, Giant's Castle Game Reserve, 5800ft.

Note: *Mediosetiger microcephala* Barraclough, 1983 was originally described from a single female specimen. It was redescribed from both sexes by Barraclough (1996b: 135).

Genus **THEROBIA** Brauer, 1862

THEROBIA Brauer, 1862: 1231. Type species: *Trypoderma abdominalis* Wiedemann, 1830, by monotypy [Oriental].

XYSTOMIMA Villeneuve, 1914b: 438. Type species: *Xystomima maculipennis* Villeneuve, 1914, by monotypy.

PLESIOOESTRUS Villeneuve, 1914b: 439. Type species: *Plesiooestrus albifacies* Villeneuve, 1914, by monotypy.

THEROBIOPSIS Townsend, 1919a: 166. Type species: *Aulacephala braueri* Kertész, 1899, by original designation [Australasian].

PROXYSTOMIMA Villeneuve, 1925: 51. Type species: *Proxystomima claripennis* Villeneuve, 1925 (= *Plesiooestrus albifacies* Villeneuve, 1914), by monotypy.

ORMIOMINDA Paramonov, 1955: 125. Type species: *Ormiominda riei* Paramonov, 1955, by original designation [Australasian].

XISTOMIMA. Incorrect original spelling of *Xystomima* Villeneuve, 1914 (Villeneuve 1914b: 438).

Note: There are two original spellings of *Xystomima* in Villeneuve (1914b): *Xystomima* (p. 438, etc.) and *Xistomima* (p. 441). The correct original spelling was selected as *Xystomima* by Crosskey (1966b: 103), as the First Reviser (Article 24.2.3 of the *Code*, ICZN 1999).

albifacies (Villeneuve, 1914).—Afrotropical: D.R. Congo, Mozambique, Nigeria, Sierra Leone, Uganda.

Plesiooestrus albifacies Villeneuve, 1914b: 441. Holotype female (CNC). Type locality: D.R. Congo, Maniema, Kibombo.

Proxystomima claripennis Villeneuve, 1925: 51. Syntypes, 1 male and 1 female (CNC). Type localities: D.R. Congo (Rutshuru [as “Rutschuru” on locality label]) and Nigeria (Ilesha) (localities in parentheses from Cooper and O’Hara 1996: 64).

bicolor (Séguy, 1933).—Afrotropical: Mozambique, Tanzania.

Proxystomima bicolor Séguy, 1933: 79. Type(s), male (MNHN). Type locality: Mozambique, “Nova-Choupanga” [near Chemba on Rio Zambezi according to van Emden (1945: 418)].

leonidei (Mesnil, 1965).—Afrotropical: Yemen. Palaearctic: Europe (all except British Is., Scand.), Transcaucasia.

Plesiooestrus leonidei Mesnil, 1965: 262. Holotype male (CNC). Type locality: France, Bouches-du-Rhône, near Marseille, Massif de la Sainte-Baume.

maculipennis (Villeneuve, 1914).—Afrotropical: D.R. Congo, Madagascar, Rwanda (**new record**, IRSNB [PC]), Sierra Leone, Uganda.

Xystomima maculipennis Villeneuve, 1914b: 441. Holotype female (IRSNB). Type locality: D.R. Congo, Kinshasa [as “Léopoldville”].

melampodis (Séguy, 1969).—Afrotropical: Cameroon.

Plesioestrus melampodis Séguy, 1969: 109. Holotype female (MNHN). Type locality: Cameroon, Yaoundé, Nkolbisson.

minuta (Séguy, 1926).—Afrotropical: Madagascar.

Proxystomima minuta Séguy, 1926: 17. Type(s), male (MNHN). Type locality: Madagascar, Mahajanga, Analalava [District], Maromandia.

tristis (Séguy, 1926).—Afrotropical: Eq. Guinea, Nigeria.

Proxystomima tristis Séguy, 1926: 17. Type(s), female (MNHN). Type locality: Eq. Guinea, Bioco [as “Fernando Po”].

umbrinervis (Villeneuve, 1925).—Afrotropical: D.R. Congo (**new record**, IRSNB [Verbeke det.]), Mozambique, Rwanda (**new record**, IRSNB [Verbeke det.]), South Africa.

Xystomima umbrinervis Villeneuve, 1925: 50. Syntypes, 3 females (2 females in CNC). Type locality: South Africa, KwaZulu-Natal, Durban.

Tribe PALPOSTOMATINI

Genus *EUTRIXOPSIS* Townsend, 1919

EUTRIXOPSIS Townsend, 1919a: 166. Type species: *Eutrixopsis javana* Townsend, 1919, by original designation [Oriental].

PALPOSTOMOTRIXA Townsend, 1927b: 277. Type species: *Palpostomotrix paradoxo* Townsend, 1927, by original designation [Oriental].

PARATAMICLEA Villeneuve, 1936c: 1. Type species: *Paratamiclea pallida* Villeneuve, 1936, by monotypy.

EUTRIXINA Curran, 1938: 5. Type species: *Eutrixina fasciata* Curran, 1938 (= *Paratamiclea pallida* Villeneuve, 1936), by original designation.

conica Zeegers, 2007. —Afrotropical: Yemen.

Eutrixopsis conica Zeegers, 2007: 407. Holotype male (RMNH). Type locality: Yemen, Ta'izz (13°34'N 44°02'E).

hova (Villeneuve, 1938).—Afrotropical: Madagascar.

Paratamiclea pallida hova Villeneuve, 1938a: 5. Syntypes, males and females (not located). Type locality: Madagascar, Toamasina, Toamasina [as “Tamatave”].

Eutrixopsis regnardi Verbeke, 1962a: 163. Holotype male (IRSNB). Type locality: Madagascar, Toamasina, Toamasina [as “Tamatave”].

kufferathi Verbeke, 1962. —Afrotropical: D.R. Congo, ?Nigeria.

Eutrixopsis kufferathi Verbeke, 1962a: 162. Holotype male (IRSNB). Type locality: D.R. Congo, Nord-Kivu, Ituri, Lake Albert, Kasenye [as “Kasenyi”].

pallida (Villeneuve, 1936).—Afrotropical: Kenya, Zimbabwe.

Paratamiclea pallida Villeneuve, 1936c: 1. Syntypes, 3 males (1 male in CNC).

Type locality: Zimbabwe, Harare [as “Salisbury”].

Eutrixopsis fasciata Curran, 1938: 5. Holotype male (AMNH). Type locality: Zimbabwe, “Victoria” (probably Victoria Falls).

petiolata Verbeke, 1962.—Afrotropical: D.R. Congo.

Eutrixopsis petiolata Verbeke, 1962a: 161, 163. Holotype male (IRSNB). Type locality: D.R. Congo, Orientale, Parc National de la Garamba, Ndelele.

pinguis Mesnil, 1978.—Afrotropical: Madagascar.

Eutrixopsis pinguis Mesnil, 1978b: 283. Holotype female (MNHN). Type locality: Madagascar, Toamasina, Manompana.

Genus *HAMAXIA* Walker, 1860

HAMAXIA Walker, 1860: 153. Type species: *Hamaxia incongrua* Walker, 1860, by monotypy [Australasian].

OCHROMEIGENIA Townsend, 1919b: 578. Type species: *Ochromeigenia ormioides* Townsend, 1919 (= *Hamaxia incongrua* Walker, 1860), by original designation [Australasian].

HAMMAXIA. Incorrect subsequent spelling of *Hamaxia* Walker, 1860 (Brauer and Bergenstamm 1891: 407 [also 1891: 103] and 1893: 143 [also 1893: 231]).

HAMXIA. Incorrect subsequent spelling of *Hamaxia* Walker, 1860 (Chao et al. 1998: 2040).

incongrua Walker, 1860.—Misidentification, not Afrotropical [known from Palearctic, Oriental and Australasian regions].

Note: An unknown species was recorded as *Hamaxia incongrua* Walker, 1860 from Tanzania by Verbeke (1960: 335). This was probably the basis for Crosskey’s (1976: 184) record of the species (as *Palpostoma incongruum*) from “? E. Africa”. Crosskey (1980b) normally listed species misidentified from the Afrotropics and noted for each “Not Afrotropical”, but gave no entry for *H. incongrua*. We here confirm that there is no credible record of *H. incongrua* from the Afrotropical Region.

Genus *PALPOSTOMA* Robineau-Desvoidy, 1830

PALPOSTOMA Robineau-Desvoidy, 1830: 429. Type species: *Palpostoma testacea* Robineau-Desvoidy, 1830, by monotypy [Australasian].

AFROMEIGENIA Curran, 1927f: 107. Type species: *Afromeigenia pallens* Curran, 1927, by original designation.

HAMAXIOMIMA Verbeke, 1962a: 154. Type species: *Hamaxiomima africana* Verbeke, 1962, by original designation.

africanum (Verbeke, 1962).—Afrotropical: D.R. Congo, ?Mauritius.

Hamaxiomima africana Verbeke, 1962a: 158. Holotype male (IRSNB). Type locality: D.R. Congo, Nord-Kivu, Goma.

cumatilis (Mesnil, 1978).—Afrotropical: Madagascar.

Hamaxia cumatilis Mesnil, 1978b: 282. Holotype male (MNHN). Type locality: Madagascar, Toamasina, route to Lakato [ca. 19°11'S 48°26'E], Ankasole [not located], 1130m.

laticorne (Verbeke, 1962).—Afrotropical: D.R. Congo, Rwanda.

Hamaxiomima laticornis Verbeke, 1962a: 156. Holotype male (IRSNB). Type locality: D.R. Congo, Nord-Kivu, Goma.

mutatum (Villeneuve, 1936).—Afrotropical: D.R. Congo, ?Kenya, South Africa, Tanzania.

Hamaxia mutata Villeneuve, 1936a: 6. Syntypes, 2 females (not located). Type locality: South Africa.

Hamaxiomima picta Verbeke, 1962a: 160. Holotype male (MRAC). Type locality: Tanzania, Handeni, 350m.

pallens (Curran, 1927).—Afrotropical: D.R. Congo, Kenya, Nigeria, South Africa.

Afromeigenia pallens Curran, 1927f: 108. Holotype male (SANC). Type locality: South Africa, Eastern Cape, East London.

pilosum (Verbeke, 1962).—Afrotropical: D.R. Congo.

Hamaxiomima pilosa Verbeke, 1962a: 155, 158. Holotype male (IRSNB). Type locality: D.R. Congo, Katanga, Parc National de l'Upemba [as "P.N.U."], Rivière Lupiala [a tributary of Rivière Lufira], Munoi, 890m.

Genus *PERISTASISEA* Villeneuve, 1934

PERISTASISEA Villeneuve, 1934b: 186. Type species: *Peristasisea luteola* Villeneuve, 1934, by original designation.

HAMAXIOIDES Mesnil, 1959: 26. Type species: *Hamaxioides mellea* Mesnil, 1959 (= *Peristasisea luteola* Villeneuve, 1934), by monotypy.

luteola Villeneuve, 1934.—Afrotropical: D.R. Congo, Malawi, Nigeria (**new record**, CNC), Sudan, Tanzania, Uganda.

Peristasisea luteola Villeneuve, 1934b: 187. Lectotype male (IRSNB), by designation herein (see Lectotype Designations section). Type locality: Malawi.

Hamaxioides mellea Mesnil, 1959: 26. Holotype female (SMNS). Type locality: Tanzania, Makoa [probably near Moshi, ca. 3°21'S 37°19'E].

Tribe SIPHONINI

Genus *ACTIA* Robineau-Desvoidy, 1830

ACTIA Robineau-Desvoidy, 1830: 85. Type species: *Roeselia lamia* Meigen, 1838, by designation under the Plenary Powers of ICZN (1987: 71) [Palaeartic].

antiqua (Mesnil, 1954).—Afrotropical: D.R. Congo.

Entomophaga antiqua Mesnil, 1954a: 31. Holotype male (MRAC). Type locality: D.R. Congo, Orientale, Bambesa.

chrysocera Bezzi, 1923.—Afrotropical: Seychelles.

Actia chrysocera Bezzi, 1923: 96. Holotype male (BMNH). Type locality: Seychelles, Longue Is.

*ciliger*a (Mesnil, 1954).—Afrotropical: D.R. Congo.

*Entomophaga ciliger*a Mesnil, 1954a: 29. Holotype female (MRAC). Type locality: D.R. Congo, Nord-Kivu, Lake Kivu, N'Zulu, 1500m [east of Sake at ca. 1°37'S 29°06'E].

cuthbertsoni Curran, 1933.—Afrotropical: Madagascar, Uganda, Zimbabwe.

Actia cuthbertsoni Curran, 1933: 162. Holotype male (AMNH). Type locality: Zimbabwe, Kadoma [as "Gatooma"].

exsecta Villeneuve, 1936.—Afrotropical: Uganda.

Actia exsecta Villeneuve, 1936d: 416. Syntypes, 2 males (1 male in BMNH, 1 male in CNC). Type locality: Uganda, Kampala.

fallax (Mesnil, 1954).—Afrotropical: D.R. Congo, Rwanda.

Entomophaga fallax Mesnil, 1954a: 29. Holotype female (MRAC). Type locality: D.R. Congo, Nord-Kivu, Volcan Mikeno, near Rweru, 2400m [ca. 1°29'S 29°24'E].

gratiosa (Mesnil, 1954).—Afrotropical: D.R. Congo.

Entomophaga gratiosa Mesnil, 1954a: 34. Holotype male (MRAC). Type locality: D.R. Congo, Nord-Kivu, north of Lake Kivu, Goma [as "N'Goma"].

hargreavesi Curran, 1933.—Afrotropical: Uganda.

Actia hargreavesi Curran, 1933: 160. Holotype female (BMNH). Type locality: Uganda, Kampala.

Actia comitata Villeneuve, 1936d: 416. Syntypes, 4 males and 2 females (1 male and 1 female in BMNH, 1 male in CNC). Type locality: Uganda, Kampala.

linguata Mesnil, 1968.—Afrotropical: South Africa.

Actia linguata Mesnil, 1968b: 10. Holotype male (BMNH). Type locality: South Africa, Western Cape, Cape Town, Cape Point.

longilingua (Mesnil, 1954).—Afrotropical: D.R. Congo.

Entomophaga longilingua Mesnil, 1954a: 36. Holotype male (MRAC). Type locality: D.R. Congo, Nord-Kivu, Rutshuru, 1285m.

munroi Curran, 1927.—Afrotropical: D.R. Congo, South Africa.

Actia munroi Curran, 1927d: 322. Holotype female (SANC). Type locality: South Africa, Mpumalanga, Barberton.

nigrapex Mesnil, 1977.—Afrotropical: Madagascar.

Actia nigrapex Mesnil, 1977a: 83. Holotype male (MNHN). Type locality: Madagascar, Antsiranana, Montagne d'Ambre [Parc National, ca. 12°36'S 49°8'E].

nitidella Villeneuve, 1936.—Afrotropical: Kenya, Tanzania, Uganda.

Actia nitidella Villeneuve, 1936d: 417. Holotype female (BMNH). Type locality: Uganda, Kampala.

pallens Curran, 1927.—Afrotropical: South Africa.

Actia pallens Curran, 1927d: 322. Holotype female (SANC). Type locality: South Africa, KwaZulu-Natal, Durban.

picipalpis (Mesnil, 1954).—Afrotropical: D.R. Congo, Ghana, Kenya.

Entomophaga picipalpis Mesnil, 1954a: 33. Holotype female [not male as published] (MRAC). Type locality: D.R. Congo, Nord-Kivu, Rutshuru, "Lubirizi" [not located], 1285m.

rejecta Bezzi, 1926.—Afrotropical: Mauritius.

Actia rejecta Bezzi in Bezzi & Lamb, 1926: 569. Holotype male [not female as published] (BMNH). Type locality: Mauritius, Rodrigues Is.

rubiginosa (Mesnil, 1954).—Afrotropical: D.R. Congo.

Entomophaga rubiginosa Mesnil, 1954a: 35. Holotype male (MRAC). Type locality: D.R. Congo, Nord-Kivu, Mokoto, Burungu [as "Burunga"], 2000m [ca. 1°20'S 29°2'E].

russula Mesnil, 1977.—Afrotropical: Madagascar.

Actia russula Mesnil, 1977a: 84. Holotype male (MNHN). Type locality: Madagascar, Antsiranana, Joffreville.

triseta (Mesnil, 1954).—Afrotropical: D.R. Congo, Rwanda.

Entomophaga triseta Mesnil, 1954a: 32. Holotype male (MRAC). Type locality: D.R. Congo, Nord-Kivu, Volcan Mikeno, near Rweru, 2400m [ca. 1°29'S 29°24'E].

Note: Crosskey (1980b: 852) gave the type locality of *Entomophaga triseta* Mesnil, 1954 as within Rwanda and this was followed by O'Hara (1996: 159). See note under *Periscepsia rufitibia* (Villeneuve, 1938) for an explanation of the treatment of the type locality as within D.R. Congo.

vulpina (Mesnil, 1954).—Afrotropical: D.R. Congo.

Entomophaga vulpina Mesnil, 1954a: 34. Holotype male (MRAC). Type locality: D.R. Congo, Orientale, Bambesa.

Undetermined spp.: Yemen, as "*Actia* sp. 1 cf. *rubiginosa* (Mesnil, 1954)" and "*Actia* sp. 2 cf. *nitidella* Villeneuve, 1936" (Zeegers 2007: 405).

Genus *CEROMYA* Robineau-Desvoidy, 1830

CEROMYA Robineau-Desvoidy, 1830: 86. Type species: *Ceromya testacea* Robineau-Desvoidy, 1830 (= *Tachina bicolor* Meigen, 1824), by subsequent designation of Coquillett (1910: 520) [Palearctic].

CEROMYIA Agassiz, 1846a: 7. Unjustified emendation of *Ceromya* Robineau-Desvoidy, 1830 (see Evenhuis et al. 2010: 54).

Note: The generic limits of *Ceromya* Robineau-Desvoidy, 1830 were revised and the Afrotropical species listed by O'Hara (1989).

amicula Mesnil, 1954.—Afrotropical: D.R. Congo.

Ceromyia amicula Mesnil, 1954a: 40. Holotype male (MRAC). Type locality: D.R. Congo, Orientale, Bambesa.

buccalis (Curran, 1933).—Afrotropical: Kenya, Zimbabwe.

Actia buccalis Curran, 1933: 163. Holotype male (AMNH). Type locality: Zimbabwe, Kadoma [as "Gatooma"].

cibdela (Villeneuve, 1913).—Afrotropical: D.R. Congo, Mozambique, Nigeria, South Africa, Tanzania.

Actia cibdela Villeneuve, 1913c: 35. Lectotype male (CNC), by designation of O'Hara (1989: 55). Type locality: Nigeria, Oshogbo.

cibdella. Incorrect subsequent spelling of *cibdela* Villeneuve, 1913 (Curran 1927d: 323).

femorata Mesnil, 1954.—Afrotropical: D.R. Congo, Ghana, Nigeria, Uganda.

Ceromyia femorata Mesnil, 1954a: 38. Holotype male (MRAC). Type locality: D.R. Congo, Orientale, Bambesa.

languidula (Villeneuve, 1913).—Afrotropical: D.R. Congo, Nigeria, Uganda.

Actia languidula Villeneuve, 1913c: 36. Syntypes, unspecified number and sex (1 male in BMNH, 1 male in CNC, O'Hara 1989: 61). Type locality: Nigeria, Oshogbo.

languidulina Mesnil, 1977.—Afrotropical: Madagascar.

Ceromyia languidulina Mesnil, 1977c: 178. Holotype female (MNHN). Type locality: Madagascar, Ambohitantely [Réserve Spéciale, ca. 18°10'S 47°17'E].

lavinia (Curran, 1927).—Afrotropical: Cameroon, D.R. Congo, South Africa.

Actia lavinia Curran, 1927d: 324. Holotype female (SANC). Type locality: South Africa, KwaZulu-Natal, "Clan Syndicate" (probably Clan Syndicate Mill, ca. 29°23'S 30°29'E).

luteicornis (Curran, 1933).—Afrotropical: Kenya, Mozambique, Nigeria, South Africa, Uganda, Zimbabwe.

Actia luteicornis Curran, 1933: 162. Holotype male (BMNH). Type locality: Zimbabwe.

natalensis (Curran, 1927).—Afrotropical: South Africa.

Actia natalensis Curran, 1927d: 325. Holotype male (SANC). Type locality: South Africa, KwaZulu-Natal, Cramond [ca. 29°25'S 30°26'E].

normula (Curran, 1927).—Afrotropical: D.R. Congo, South Africa.

Actia normula Curran, 1927d: 322. Holotype male (SANC). Type locality: South Africa, Eastern Cape, East London.

similata Mesnil, 1954.—Afrotropical: D.R. Congo.

Ceromyia varichaeta similata Mesnil, 1954a: 39. Holotype female (MRAC). Type locality: D.R. Congo, Mushari [as “Musari”], Tshumba, 2100m [ca. 1°15'S 29°11'E].

varichaeta (Curran, 1927).—Afrotropical: D.R. Congo, South Africa.

Actia varichaeta Curran, 1927c: 6. Holotype male (AMNH). Type locality: D.R. Congo, Orientale, Faradje.

Undetermined sp.: Yemen, as “*Ceromya* sp. 1 cf. *cibdela* (Villeneuve, 1913)” (Zeegers 2007: 406).

Genus **PERIBAEA** Robineau-Desvoidy, 1863

HERBSTIA Robineau-Desvoidy, 1851: 184 (junior homonym of *Herbstia* Edwards, 1834). Type species: *Herbstia tibialis* Robineau-Desvoidy, 1851, by monotypy. Placed on the Official Index of Rejected and Invalid Generic Names in Zoology by action of ICZN (1964: 343).

PERIBAEA Robineau-Desvoidy, 1863a: 720. Type species: *Peribaea apicalis* Robineau-Desvoidy, 1863 (= *Herbstia tibialis* Robineau-Desvoidy, 1851), by subsequent designation of Coquillett (1910: 587) [Palaeartic].

STROBLIOMYIA Townsend, 1926a: 31. Type species: *Tryptocera fissicornis* Strobl, 1910 (as “*Thryptocera fissicornis*”) (= *Thryptocera setinervis* Thomson, 1869), by original designation [Palaeartic].

annulata (Mesnil, 1954).—Afrotropical: D.R. Congo.

Strobliomyia annulata Mesnil, 1954a: 21. Holotype male (MRAC). Type locality: D.R. Congo, Nord-Kivu, “Rwankwi” [probably on road between Goma and Rutshuru at ca. 1°19'S 29°22'E].

anthracina Mesnil, 1977.—Afrotropical: Madagascar.

Peribaea anthracina Mesnil, 1977a: 81. Holotype male (MNHN). Type locality: Madagascar, Antananarivo, Belazao [ca. 19°53'S 46°58'E].

cervina (Mesnil, 1954).—Afrotropical: D.R. Congo; South Africa.

Strobliomyia cervina Mesnil, 1954a: 18. Holotype male (IRSNB). Type locality: D.R. Congo, Nord-Kivu, Rutshuru.

clara (Mesnil, 1954).—Afrotropical: D.R. Congo.

Strobliomyia clara Mesnil, 1954a: 21. Holotype male (MRAC). Type locality: D.R. Congo, Katanga, Kalabi.

compacta (Curran, 1927).—Afrotropical: South Africa.

Actia compacta Curran, 1927d: 324. Holotype male (SANC). Type locality: South Africa, Eastern Cape, East London.

ferina (Mesnil, 1954).—Afrotropical: Rwanda.

Strobliomyia ferina Mesnil, 1954a: 17. Holotype male (MRAC). Type locality: Rwanda, Volcan Visoke [also known as Bisoke], Kibga, 2400m [ca. 1°29'S 29°31'E].

gibbicornis (Mesnil, 1954).—Afrotropical: D.R. Congo.

Strobliomyia gibbicornis Mesnil, 1954a: 19. Holotype male (IRSNB). Type locality: D.R. Congo, Nord-Kivu, Rutshuru.

jepsoni (Villeneuve, 1937).—Afrotropical: Mauritius.

Strobliomyia jepsoni Villeneuve, 1937d: 2. Holotype male (CNC). Type locality: Mauritius.

lobata Mesnil, 1977. —Afrotropical: Madagascar.

Peribaea lobata Mesnil, 1977a: 80. Holotype male (MNHN). Type locality: Madagascar, Antananarivo, Manjakatempo [ca. 19°21'S 47°18'E].

longiseta (Villeneuve, 1936).—Afrotropical: Uganda.

Actia longiseta Villeneuve, 1936d: 417. Holotype female (BMNH). Type locality: Uganda, Kampala.

mitis (Curran, 1927).—Afrotropical: Kenya, South Africa.

Actia mitis Curran, 1927d: 323. Syntypes, 1 male and 1 female [as “Types, ♂♀”] (SANC). Type locality: South Africa, Mpumalanga, Barberton.

modesta (Mesnil, 1954).—Afrotropical: D.R. Congo.

Strobliomyia modesta Mesnil, 1954a: 14. Holotype male (MRAC). Type locality: D.R. Congo, Nord-Kivu, Rutshuru, Rivière Musugereza, 1100m [ca. 1°05'S 29°27'E].

orbata (Wiedemann, 1830).—Afrotropical: “W. Afr. to n.-e. Afr., E. Afr. & sthn Afr.” (Crosskey 1980b: 853), including D.R. Congo, U.A. Emirates, Uganda, Yemen. Palaearctic: Japan, M. East (all), N. Africa (NE. Africa), P. China. Oriental: India, Indonesia, Orien. China, Malaysia, Myanmar, Philippines, Ryukyu Is., Sri Lanka, Taiwan, Thailand. Australasian: Australia, Melanesia, Micronesia, N. Australasian.

Tachina orbata Wiedemann, 1830: 336. Neotype female (BMNH), by designation of Crosskey (1967c: 106) and confirmed by ruling of ICZN (1990). Type locality: India, Assam, Azra.

Gymnopareia (Actia) aegyptia Villeneuve, 1913a: 508. Lectotype male (BMNH), by designation of Crosskey (1966b: 108). Type locality: Egypt (“Dep. Agr. Egypt Qaliüb” according to Crosskey 1966b: 108).

Actia nigripes Curran, 1927c: 6. Holotype male (AMNH). Type locality: D.R. Congo, Bas-Congo, Boma.

Strobliomyia sororcula Mesnil, 1954a: 16. Holotype female (MRAC). Type locality: D.R. Congo, Nord-Kivu, Rutshuru, 1285m.

palaestina (Villeneuve, 1934).—Afrotropical: U.A. Emirates, Yemen. Palaearctic: C. Asia, M. East (all), N. Africa (NE. Africa). Oriental: ?Orien. China.

Actia palaestina Villeneuve, 1934a: 57. Holotype female (SMNS). Type locality: Israel, Rehovot [as “Rehoboth”].

Actia alipes Villeneuve, 1942b: 134. Holotype female (CNC). Type locality: Egypt, Aswân [as “Assuan”].

Note: The single record of *Peribaea palaestina* (Villeneuve, 1934) from China (Yunnan) by Chao et al. (1998: 2047) has been questioned by Tachi and Shima (2002: 141).

pulla Mesnil, 1977.—Afrotropical: Madagascar.

Peribaea pulla Mesnil, 1977a: 82. Holotype male (MNHN). Type locality: Madagascar, Mahajanga, Ambato Boeni.

repanda (Mesnil, 1954).—Afrotropical: D.R. Congo.

Strobliomyia repanda Mesnil, 1954a: 16. Holotype male (MRAC). Type locality: D.R. Congo, Nord-Kivu, near Rwindi, Ndeko, 1082m [ca. 0°50'S 29°19'E].

rubea Mesnil, 1977.—Afrotropical: Madagascar.

Peribaea rubea Mesnil, 1977a: 82. Holotype female (MNHN). Type locality: Madagascar, Antsiranana, Montagne d'Ambre [Parc National, ca. 12°36'S 49°8'E].

spoliata (Bezzi, 1923).—Afrotropical: Seychelles.

Actia spoliata Bezzi, 1923: 95. Syntypes, 1 male and 1 female (BMNH). Type localities: Seychelles, Mahé Is. (Cascade Estate, ca. 800ft) and Marie Anne Is.

suspecta (Malloch, 1924).—Afrotropical: Sudan, Tanzania, Uganda. Oriental: India.

Actia suspecta Malloch, 1924: 409. Holotype male [not female as published, Crosskey 1976: 214] (BMNH). Type locality: India, Bihar, Pusa.

Actia nana Curran, 1928a: 237. Holotype female (BMNH). Type locality: Uganda, Kampala.

tibialis (Robineau-Desvoidy, 1851).—Afrotropical: ?D.R. Congo, ?Kenya, ?South Africa. Palaearctic: C. Asia, Europe (W. Eur., E. Eur., SW. Eur., SC. Eur., SE. Eur.), Japan, “Korea”, M. East (Israel), Mongolia, Pal. China, Russia (W. Russia, S. Far East), Transcaucasia. Oriental: Myanmar, Orien. China, Ryukyu Is., Taiwan.

Herbstia tibialis Robineau-Desvoidy, 1851: 185. Type(s), male (lost, Herting 1974a: 19). Type locality: not given (France, probably near Paris).

Note: There is some doubt as to whether *Peribaea tibialis* (Robineau-Desvoidy, 1851) is correctly identified from the Afrotropical Region.

timida (Mesnil, 1954).—Afrotropical: D.R. Congo.

Strobliomyia timida Mesnil, 1954a: 18. Holotype male (MRAC). Type locality: D.R. Congo, Nord-Kivu, Rutshuru, 1285m.

ugandana (Curran, 1933).—Afrotropical: Uganda.

Actia ugandana Curran, 1933: 161. Holotype male (BMNH). Type locality: Uganda, Kampala.

vidua (Mesnil, 1954).—Afrotropical: D.R. Congo.

Strobliomyia vidua Mesnil, 1954a: 15. Holotype male (MRAC). Type locality: D.R. Congo, Nord-Kivu, Rutshuru, Rivière Kanzarue, 1200m [ca. 1°13'S 29°28'E].

Undetermined spp.: Yemen, as “*Peribaea* sp. 1 cf. *repanda* Mesnil, 1954” and “*Peribaea* sp. 2” (Zeegers 2007: 415).

Genus *SIPHONA* Meigen, 1803

Note: The generic and subgeneric limits of *Siphona* Meigen, 1803 were revised and the Afrotropical species listed by O'Hara (1989).

Subgenus *APHANTORHAPHOPSIS* Townsend, 1926

APHANTORHAPHOPSIS Townsend, 1926c: 34. Type species: *Aphantorhaphopsis orientalis* Townsend, 1926, by original designation [Oriental].

ASIPHONA Mesnil, 1954a: 9 (as subgenus of *Siphona* Meigen, 1803). Type species: *Thryptocera selecta* Pandellé, 1894, by original designation [Palaeartic].

fera Mesnil, 1954.—Afrotropical: D.R. Congo.

Siphona (Asiphona) fera Mesnil, 1954a: 26. Holotype male (MRAC). Type locality: D.R. Congo, Nord-Kivu, near Rutshuru, “Nyongera” [not located but apparently close to Rutshuru; also given as part of the locality was “(Butumba)”], 1218m.

nigronitens Mesnil, 1954.—Afrotropical: D.R. Congo, Madagascar.

Siphona (Asiphona) nigronitens Mesnil, 1954a: 25 (as “*nigro-nitens*”). Holotype male (MRAC). Type locality: D.R. Congo, Nord-Kivu, Rutshuru, Rivière Musugereza, 1100m [ca. 1°05'S 29°27'E].

picturata (Mesnil, 1977).—Afrotropical: Madagascar.

Asiphona picturata Mesnil, 1977c: 179. Holotype male (MNHN). Type locality: Madagascar, Antananarivo, Belazao [ca. 19°53'S 46°58'E].

pudica Mesnil, 1954.—Afrotropical: D.R. Congo.

Siphona (Asiphona) pudica Mesnil, 1954a: 27. Holotype male (IRSNB). Type locality: D.R. Congo, Équateur, Eala.

speciosa Mesnil, 1954.—Afrotropical: D.R. Congo, Tanzania.

Siphona (Asiphona) speciosa Mesnil, 1954a: 28. Holotype male (MRAC). Type locality: D.R. Congo, Nord-Kivu, Rutshuru, 1285m.

xanthosoma Mesnil, 1954.—Afrotropical: D.R. Congo.

Siphona (Asiphona) xanthosoma Mesnil, 1954a: 28. Holotype male (MRAC). Type locality: D.R. Congo, Nord-Kivu, Rwindi, 1000m [ca. 0°47'S 29°17'E].

Undescribed sp: Yemen, as “*Ceranthia (Aphantorbaphopsis)* sp. 1” (Zeegers 2007: 406).

Note: Zeegers (2007: 406) noted that his “*Ceranthia (Aphantorbaphopsis)* sp. 1” has a clavate maxillary palpus. This suggests that this species belongs to *Siphona (Aphantorbaphopsis)* Townsend, 1926) and not *Siphona (Ceranthia)* Robineau-Desvoidy, 1830). Although *Ceranthia* has been ranked as either a distinct genus or as a subgenus of *Siphona* Meigen, 1803, it is generally regarded as a monophyletic taxon characterized in part by a reduced non-clavate maxillary palpus (O'Hara 1989, Andersen 1996, Tachi and Shima 2005, Cerretti 2010).

Subgenus *CERANTHIA* Robineau-Desvoidy, 1830

CERANTHIA Robineau-Desvoidy, 1830: 88. Type species: *Ceranthia fulvipes* Robineau-Desvoidy, 1830 (= *Ceromya abdominalis* Robineau-Desvoidy, 1830), by subsequent designation of Robineau-Desvoidy (1863a: 685) [Palaeartic].

lacrymans (Mesnil, 1954).—Afrotropical: Rwanda, Tanzania.

Ceranthia lacrymans Mesnil, 1954a: 24. Holotype male (MRAC). Type locality: Rwanda, south of Volcan Karisimbi, Rivière Bikwi, 3100m [ca. 1°32'S 29°30'E].

Note: Mesnil (1954a: 24) did not name the country of the type locality of *Ceranthia lacrymans* but for other species collected from the same locality (Rivière Bikwi) gave “Congo Belge: Ruanda” or simply “Congo Belge”. Rwanda did not achieve complete independence from Belgium (and “Congo Belge”) until 1962. Crosskey (1980b: 852) and O'Hara (1989: 102, 1996: 144) erred in citing “Zaire” [= D.R. Congo] rather than Rwanda as the country containing the type locality of *C. lacrymans*.

livoricolor (Mesnil, 1977).—Afrotropical: Madagascar.

Ceranthia livoricolor Mesnil, 1977c: 178. Holotype female (MNHN). Type locality: Madagascar, Fianarantsoa, Andringitra-Ambalavao area, Anjavidilava, 2020m [ca. 22°10'S 46°58'E, within Parc National d'Andringitra].

plorans (Mesnil, 1954).—Afrotropical: Rwanda.

Ceranthia plorans Mesnil, 1954a: 24. Holotype male (MRAC). Type locality: Rwanda, Volcan Sabyinyo [as “Sabinyo”], Rwebeya Valley, 3000m [ca. 1°24'S 29°36'E].

scutellata (Mesnil, 1954).—Afrotropical: D.R. Congo, Rwanda, Tanzania.

Ceranthia scutellata Mesnil, 1954a: 22. Holotype male (MRAC). Type locality: D.R. Congo, Nord-Kivu, Volcan Mikeno, near Rweru, 2400m [ca. 1°29'S 29°24'E].

terrosa (Mesnil, 1954).—Afrotropical: Rwanda.

Ceranthia terrosa Mesnil, 1954a: 23. Holotype male (MRAC). Type locality: Rwanda, Volcans Gahinga–Sabyinyo [latter as “Sabinyo”], “Kundhuru ya Tshuve”, 2600m [ca. 1°23'S 29°38'E].

Subgenus *SIPHONA* Meigen, 1803

CROCUTA Meigen, 1800: 39. Name suppressed by ICZN (1963: 339).

SIPHONA Meigen, 1803: 281. Type species: *Musca geniculata* De Geer, 1776, by designation under the Plenary Powers of ICZN (1974: 157) [Palaeartic].

abbreviata (Villeneuve, 1915).—Afrotropical: Madagascar, South Africa.

Bucentes abbreviata Villeneuve, 1915b: 199. Syntypes, 1 male and 2 females (2 females from Madagascar in NHMW). Type localities: Madagascar and South Africa.

albobincta (Villeneuve, 1942).—Afrotropical: D.R. Congo, Tanzania.

Bucentes albobincta Villeneuve, 1942a: 55. Holotype female (CNC). Type locality: D.R. Congo, Nord Kivu, Mt. Nyiragongo, 2300m.

amoena (Mesnil, 1952).—Afrotropical: D.R. Congo, Rwanda.

Crocuta amoena Mesnil, 1952b: 12. Holotype male (MRAC). Type locality: Rwanda, south of Volcan Karisimbi, Rivière Bikwi, 3000m [ca. 1°32'S 29°30'E].

Note: Mesnil (1952b: 12) cited the country of the type locality of *Crocuta amoena* as “Congo Belge” but for other species collected from the same locality (Rivière Bikwi) gave the country as “Congo Belge: Ruanda”. Rwanda did not achieve complete independence from Belgium (and “Congo Belge”) until 1962. Crosskey (1980b: 854) and O’Hara (1989: 114, 1996: 132) misinterpreted Mesnil’s “Congo Belge” as meaning D.R. Congo (as “Zaire”).

amplicornis Mesnil, 1959.—Afrotropical: Tanzania.

Siphona amplicornis Mesnil, 1959: 21. Holotype male (SMNS). Type locality: Tanzania, west side of Mt. Kibo [one of the three peaks of Mt. Kilimanjaro], 2800m.

angusta Mesnil, 1959.—Afrotropical: Tanzania.

Siphona angusta Mesnil, 1959: 22. Holotype male (SMNS). Type locality: Tanzania, west side of Mt. Kibo [one of the three peaks of Mt. Kilimanjaro], 2800m.

antennalis (Mesnil, 1952).—Afrotropical: Zimbabwe.

Crocuta antennalis Mesnil, 1952b: 9. Holotype male (CNC). Type locality: Zimbabwe, Harare [as “Salisbury”].

atricapilla Mesnil, 1959.—Afrotropical: Tanzania.

Siphona atricapilla Mesnil, 1959: 20. Holotype male (SMNS). Type locality: Tanzania, west side of Mt. Kibo [one of the three peaks of Mt. Kilimanjaro], 3500m.

bevisi Curran, 1941.—Afrotropical: South Africa.

Siphona bevisi Curran, 1941: 7. Holotype male (AMNH). Type locality: South Africa, KwaZulu-Natal, Durban, Umbilo.

bilineata (Mesnil, 1952).—Afrotropical: D.R. Congo, Rwanda.

Crocuta bilineata Mesnil, 1952b: 10. Holotype male (MRAC). Type locality: Rwanda, foot of Volcan Karisimbi, Nyabirehe [as “Niabirehe”], 2400m [ca. 1°32'S 29°30'E].

capensis Curran, 1941.—Afrotropical: South Africa.

Siphona capensis Curran, 1941: 7. Holotype female (SANC). Type locality: South Africa, Eastern Cape, East London.

cothurnata (Mesnil, 1952).—Afrotropical: Cameroon, D.R. Congo, Kenya, Rwanda.

Crocota cothurnata Mesnil, 1952b: 17. Holotype male (MRAC). Type locality: Rwanda, Volcan Muhabura [as “Muhavura”], Burambi, 2325m [ca. 1°22'S 29°42'E].

creberrima (Speiser, 1910).—Afrotropical: Tanzania.

Crocota creberrima Speiser, 1910: 142. Syntypes, 58 males and females (MSNM [2 “cotypes” according to Arnaud 1982: 12], NHRS). Type locality: Tanzania, Mt. Kilimanjaro [as “Kilimandjaro”], Kiboscho, 3000–4000m.

cuthbertsoni Curran, 1941.—Afrotropical: D.R. Congo, Rwanda, South Africa, Tanzania, Zimbabwe.

Siphona cuthbertsoni Curran, 1941: 7. Holotype male (AMNH). Type locality: Zimbabwe, Harare [as “Salisbury”].

Crocota janssensi Mesnil, 1952b: 4. Holotype male (MRAC). Type locality: Rwanda, Volcan Visoke [also known as Bisoke], Kibga, 2400m [ca. 1°29'S 29°31'E].

Note: Mesnil (1952b: 4) cited the country for the type locality of *Crocota janssensi* as “Congo Belge: ... Ruanda”. Rwanda did not achieve complete independence from Belgium (and “Congo Belge”) until 1962. Crosskey (1980b: 854) misinterpreted the country as “Zaire” [= D.R. Congo].

fuliginea Mesnil, 1977.

fuliginea cerina Mesnil, 1977.—Afrotropical: Madagascar.

Siphona fuliginea cerina Mesnil, 1977a: 76. Holotype male (MNHN). Type locality: Madagascar, Antsiranana, Montagne d'Ambre [Parc National, ca. 12°36'S 49°8'E].

fuliginea fuliginea Mesnil, 1977.—Afrotropical: Madagascar.

Siphona fuliginea Mesnil, 1977a: 77. Holotype male (MNHN). Type locality: Madagascar, Toliara, Ambatolahy [ca. 19°54'S 45°23'E].

fuliginea rubea Mesnil, 1977.—Afrotropical: Madagascar.

Siphona fuliginea rubea Mesnil, 1977a: 77. Holotype male (MNHN). Type locality: Madagascar, Antananarivo, Manjakatempo [ca. 19°21'S 47°18'E].

gracilis (Mesnil, 1952).—Afrotropical: D.R. Congo, Kenya, Rwanda, South Africa, Tanzania.

Crocota gracilis Mesnil, 1952b: 13. Holotype male (MRAC). Type locality: Rwanda, Volcan Visoke [also known as Bisoke], Kibga, 2400m [ca. 1°29'S 29°31'E].

infuscata (Mesnil, 1952).—Afrotropical: D.R. Congo.

Crocota unispina infuscata Mesnil, 1952b: 14. Holotype male (MRAC). Type locality: D.R. Congo, Nord-Kivu, Bweza, Tshamugussa, 2250m [ca. 1°20'S 29°31'E].

lindneri Mesnil, 1959.—Afrotropical: Tanzania.

Siphona lindneri Mesnil, 1959: 22. Holotype male (SMNS). Type locality: Tanzania, Msingi [ca. 4°20'S 34°34'E].

melania (Bezzi, 1908).—Afrotropical: Eritrea.

Bucentes melania Bezzi, 1908b: 58. Holotype female (not located, not among the labelled types of Bezzi in MSNM examined by Arnaud 1982). Type locality: Eritrea, near Adi Keyh [also as Adi Kaie and other spellings, published as “Adi Caiè”, ca. 14°51'N 39°22'E].

melanura Mesnil, 1959.—Afrotropical: Tanzania.

Siphona melanura Mesnil, 1959: 23. Holotype female (SMNS). Type locality: Tanzania, west side of Mt. Kibo [one of the three peaks of Mt. Kilimanjaro], 3500m.

munroi Curran, 1941.—Afrotropical: South Africa.

Siphona munroi Curran, 1941: 6. Holotype female (SANC). Type locality: South Africa, Eastern Cape, Fort Jackson.

murina (Mesnil, 1952).—Afrotropical: Cameroon, D.R. Congo, Tanzania, Uganda.

Crocota murina Mesnil, 1952b: 15. Holotype male (MRAC). Type locality: D.R. Congo, Nord-Kivu, near Rutshuru, “Nyongera” [not located but apparently close to Rutshuru; also given as part of the locality was “(Butumba)”), 1218m.

nigrohalterata Mesnil, 1959.—Afrotropical: Tanzania

Siphona amplicornis nigrohalterata Mesnil, 1959: 22. Holotype male (SMNS). Type locality: Tanzania, west side of Mt. Kibo [one of the three peaks of Mt. Kilimanjaro], 3500m.

nigroseta Curran, 1941.—Afrotropical: South Africa.

Siphona nigroseta Curran, 1941: 8. Holotype female (SANC). Type locality: South Africa, Gauteng, Pretoria.

obesa (Mesnil, 1952).—Afrotropical: D.R. Congo.

Crocota obesa Mesnil, 1952b: 8. Holotype male (MRAC). Type locality: D.R. Congo, Nord-Kivu, Rwindi, 1000m [ca. 0°47'S 29°17'E].

Note: The type locality is not in South Africa as listed by Crosskey (1980b: 854).

obscuripennis Curran, 1941.—Afrotropical: Zimbabwe.

Siphona obscuripennis Curran, 1941: 8. Holotype female (AMNH). Type locality: Zimbabwe, Vumba Mountains.

patellipalpis (Mesnil, 1952).—Afrotropical: D.R. Congo.

Crocota patellipalpis Mesnil, 1952b: 10. Holotype male (MRAC). Type locality: D.R. Congo, Nord-Kivu, Mt. Sesero, near Bitashimwa [as “Bitashimva”), 2000m [ca. 1°23'S 29°26'E].

phantasma (Mesnil, 1952).—Afrotropical: Rwanda, Uganda.

Crocota phantasma Mesnil, 1952b: 7. Holotype male (MRAC). Type locality: Rwanda, summit of Volcan Gahinga, 3475m.

Note: The summit of Volcan Gahinga is on the border between Rwanda and Uganda.

pigra Mesnil, 1977.—Afrotropical: Madagascar.

Siphona pigra Mesnil, 1977a: 78. Holotype female (MNHN). Type locality: Madagascar, Toamasina, Moramanga.

pretoriana O'Hara & Cerretti, **nom. n.**—Afrotropical: South Africa.

Siphona laticornis Curran, 1941: 9 (junior secondary homonym of *Actia laticornis* Malloch, 1930). Holotype male (SANC). Type locality: South Africa, Gauteng, Pretoria.

Siphona (Siphona) pretoriana O'Hara & Cerretti, **nom. n.** for *Siphona laticornis* Curran, 1941.

Note: *Siphona laticornis* Curran, 1941 is a junior secondary homonym of *Actia laticornis* Malloch, 1930, the valid name of an Oriental species of *Siphona (Aphantorhaphopsis)* (O'Hara 1989: 96). We hereby propose the new name *Siphona (Siphona) pretoriana* to replace the preoccupied name *Siphona laticornis* Curran. The same type material applies to the new name. The specific epithet *pretoriana* is based on the type locality of Pretoria, South Africa.

reducta (Mesnil, 1952).

reducta ludicra Mesnil, 1977.—Afrotropical: Madagascar.

Siphona reducta ludicra Mesnil, 1977a: 78. Holotype male (MNHN). Type locality: Madagascar, Antananarivo, Manjakatempo, 1700m [ca. 19°21'S 47°18'E].

reducta reducta (Mesnil, 1952).—Afrotropical: D.R. Congo, Rwanda, South Africa.

Crocota reducta Mesnil, 1952b: 18. Holotype male (MRAC). Type locality: D.R. Congo, Nord-Kivu, Bweza, Tshamugussa, 2250m [ca. 1°20'S 29°31'E].

rubrapex Mesnil, 1977.—Afrotropical: Madagascar.

Siphona rubrapex Mesnil, 1977a: 79. Holotype female (MNHN). Type locality: Madagascar, Toamasina, Périnet [ca. 18°55'S 48°25'E].

rubrica (Mesnil, 1952).—Afrotropical: D.R. Congo.

Crocota rubrica Mesnil, 1952b: 11. Holotype male (MRAC). Type locality: D.R. Congo, Nord-Kivu, Rutshuru, 1285m.

setinerva (Mesnil, 1952).—Afrotropical: D.R. Congo, Madagascar, Rwanda.

Crocota setinerva Mesnil, 1952b: 16. Holotype male (MRAC). Type locality: Rwanda, Volcan Visoke [also known as Bisoke], Kibga, 2400m [ca. 1°29'S 29°31'E].

simulans (Mesnil, 1952).—Afrotropical: D.R. Congo, Madagascar, Rwanda.

Crocota simulans Mesnil, 1952b: 18. Holotype male (MRAC). Type locality: Rwanda, Volcans Gahinga–Sabyinyo [latter as “Sabinyo”], “Kundhuru-ya-Tshuve”, 2600m [ca. 1°23'S 29°38'E].

sola Mesnil, 1959.—Afrotropical: Tanzania.

Siphona sola Mesnil, 1959: 21. Holotype male (SMNS). Type locality: Tanzania, Pare Mountains, Usangi.

spinulosa (Mesnil, 1952).—Afrotropical: D.R. Congo.

Crocota spinulosa Mesnil, 1952b: 12. Holotype male (MRAC). Type locality: D.R. Congo, Nord-Kivu, Parc National des Virunga [as “Parc Nat. Albert”], Ngesho, 1000m.

trichaeta (Mesnil, 1952).—Afrotropical: D.R. Congo, Rwanda.

Crocota trichaeta Mesnil, 1952b: 18. Holotype, unspecified sex [male, see O'Hara 1996: 159] (MRAC). Type locality: Rwanda, foot of Volcan Karisimbi, Lac N'Gando, 2400m [ca. 1°35'S 29°24'E].

unispina (Mesnil, 1952).—Afrotropical: D.R. Congo, Kenya.

Crocota unispina unispina Mesnil, 1952b: 14. Holotype male (MRAC). Type locality: D.R. Congo, Nord-Kivu, Rutshuru, Rivière Kanzarue [as “riv. Kanzaru”], 1200m [ca. 1°13'S 29°28'E].

vittata Curran, 1941.—Afrotropical: Zimbabwe.

Siphona vittata Curran, 1941: 8. Holotype male (AMNH). Type locality: Zimbabwe, Harare [as “Salisbury”].

vixen Curran, 1941.—Afrotropical: South Africa, Zimbabwe.

Siphona vixen Curran, 1941: 9. Holotype female (AMNH). Type locality: Zimbabwe, Harare [as “Salisbury”].

wittei (Mesnil, 1952).—Afrotropical: Kenya, Rwanda, South Africa.

Crocota wittei Mesnil, 1952b: 5. Holotype male (MRAC). Type locality: Rwanda, [south of] Volcan Karisimbi, Rivière Bikwi, 3100m [ca. 1°32'S 29°30'E].

Undetermined sp. of *Siphona* (*Siphona* Meigen, 1803): Yemen (Zeegers 2007: 416).

Unplaced species of Siphonini

heterochaeta Bezzi, 1908.—Afrotropical: Eritrea.

Actia heterochaeta Bezzi, 1908b: 59. Syntypes, females (not located, not among the labelled types of Bezzi in MSNM examined by Arnaud 1982). Type locality: Eritrea, near Adi Keyh [also as Adi Kaie and other spellings, published as “Adi Caiè”, ca. 14°51'N 39°22'E].

Note: Villeneuve (1913c: 35) recorded *Actia heterochaeta* Bezzi, 1908 from “Oshogbo” (Nigeria) based on two specimens in BMNH. Crosskey (1980b: 855), who had access to the BMNH material, must have doubted Villeneuve's identification because he listed the species as an “Unplaced species of Siphonini” and gave Nigeria as a questionable record. Given the uncertainty of the identity of *A. heterochaeta*, we record this species from only the country of the type locality.

Tribe TACHININI

Genus *CHROMATOPHANIA* Brauer & Bergenstamm, 1889

CHROMATOPHANIA Brauer & Bergenstamm, 1889: 141 [also 1890: 73]. Type species: *Gonia picta* Wiedemann, 1830, by monotypy.

distinguenda Villeneuve, 1913.—Afrotropical: Burundi, D.R. Congo, Malawi, Uganda.

Chromatophania distinguenda Villeneuve, 1913c: 43. Lectotype male (BMNH), by fixation of van Emden (1960: 478) (mention of “type (♂)” from Uganda in BMNH is regarded as a lectotype fixation). Type locality: Uganda (Unyoro District according to van Emden 1960: 478).

Chromatophania dubia Curran, 1941: 10. Holotype female (BMNH). Type locality: Malawi, Mt. Mulanje [as “Mt. Mlanje”].

emdeni Mesnil, 1952.—Afrotropical: D.R. Congo.

Chromatophania emdeni Mesnil, 1952a: 7. Holotype male (IRSNB). Type locality: D.R. Congo, Équateur, Eala.

fenestrata Villeneuve, 1913.—Afrotropical: “widespread W. Afr. & E. Afr.” (Crosskey 1980b: 849), including Angola, Cameroon, D.R. Congo, Ghana, Kenya, Malawi, Nigeria, Sierra Leone, Tanzania, Uganda, Zambia, Zimbabwe.

Chromatophania fenestrata Villeneuve, 1913c: 42. Syntypes, males and females (BMNH, MSNM [2 “cotypes” according to Arnaud 1982: 12], NHMW). Type localities: D.R. Congo (Kibimbi; Bas-Congo, Kibombo; Lufubu), Malawi, Nigeria, Sierra Leone, Uganda.

Note: Van Emden’s (1960: 479) notation of “Sierra Leone: Pendembu, 11.viii.12 (J.J. Simpson), 1♂ (1 type)” is a reference to a syntype and is not a lectotype fixation. More than one specimen of *C. fenestrata* was marked as “Typ.” by Villeneuve (see van Emden 1960: 427; there is also one ♂ in NHMW from Panguma, Sierra Leone marked as “typ.” by Villeneuve [examined by JEOH]).

picta (Wiedemann, 1830).—Afrotropical: Botswana, D.R. Congo, Ethiopia, Ghana, Kenya, Malawi, Mozambique, Nigeria, South Africa, Uganda, Zimbabwe.

Gonia picta Wiedemann, 1830: 345. Lectotype female (ZMUC), by designation of Townsend (1932: 24, as “Female Ht”, “the male is hereby excluded as a very distinct form from *picta*, and the species restricted to the female”). Type locality: South Africa, Western Cape, Cape of Good Hope [as “Kap”].

Chromatophania picta dilatata Villeneuve, 1937b: 4. Type(s), unspecified sex (“elle ne semble pas très rare”) (not located). Type locality: not given.

versicolor (Karsch, 1879).—Afrotropical: Angola, Kenya, Tanzania, Togo.

Echinomyia versicolor Karsch, 1879: 380. Holotype female (ZMHB). Type locality: Angola, [Cabinda Province], “Chinchoxo” [not located].

Genus *DEJEANIA* Robineau-Desvoidy, 1830

DEJEANIA Robineau-Desvoidy, 1830: 33. Type species: *Dejeania capensis* Robineau-Desvoidy, 1830 (= *Stomoxys bombylans* Fabricius, 1798), by subsequent designation of Coquillett (1910: 531).

MELANOJEANIA Townsend, 1933: 465. Type species: *Dejeania pertristis* Villeneuve, 1913, by original designation.

DEJAENIA. Incorrect subsequent spelling of *Dejeania* Robineau-Desvoidy, 1830 (Verbeke 1962b: 62).

bombylans (Fabricius, 1798).—Afrotropical: Angola, Cameroon, Congo, D.R. Congo, Eritrea, Ethiopia, Kenya, Malawi, Mozambique, Sierra Leone, South Africa, Sudan, Tanzania, Uganda, Zambia, Zimbabwe.

Stomoxys bombylans Fabricius, 1798: 568. Type(s), unspecified sex (lost, Zimsen 1964: 485). Type locality: not given.

Dejeania capensis Robineau-Desvoidy, 1830: 34. Type(s), unspecified sex (MNHN or lost). Type locality: South Africa, Western Cape, Cape of Good Hope [as “cap de Bonne-Espérance”].

Dejeania variabilis Jaenicke, 1867: 393 [also 1868: 85]. Type(s), female (SMF). Type locality: Ethiopia, “Simen” (probably the Simien Mountains area).

Dejeania gowdeyi Curran, 1928a: 244. Holotype male (BMNH). Type locality: Uganda, Masaka [as “Majaba”].

hecate Karsch, 1886b: 337.—Afrotropical: Angola, Cameroon, D.R. Congo, Ethiopia, Kenya, Malawi, South Africa, Sudan, Tanzania, Uganda, Zimbabwe.

Dejeania hecate Karsch, 1886b: 337. Holotype, unspecified sex [female, examined by JEOH] (ZMHB). Type locality: Angola, Pungo Andongo.

Dejeania crocea Bigot, 1888: 77. Lectotype female (BMNH), by designation of Crosskey (1971: 297). Type locality: South Africa, Western Cape, Cape of Good Hope [as “Cap de Bonne-Espérance”].

Dejeania ebria Brauer, 1898: 499 (as “*D. ebria* Coll. Winth. manuscript in M.C. – (*Tachina ebria*) Cap. [Cape of Good Hope]”). *Nomen nudum*.

Dejeania wollastonii Austen, 1909: 93. Lectotype, unspecified sex (BMNH), by fixation of van Emden (1960: 475) (mention of “type” from Ruwenzori in BMNH is regarded as a lectotype fixation). Type locality: Uganda, east Rwenzori Range [as “E. Ruwenzori”], Mubuku Valley, 5000–13,000ft.

Dejeania wollastoni abyssinica Villeneuve, 1913c: 25. Syntypes, 2 females (BMNH). Type locality: southern Ethiopia.

Dejeania marshalli Curran, 1928a: 243. Holotype female (BMNH). Type locality: Uganda, Rwenzori Range [as “Mount Ruwenzori”].

wollastoni. Incorrect subsequent spelling of *wollastonii* Austen, 1909 (e.g., Villeneuve 1913c: 25, Curran 1928a: 244, van Emden 1960: 475).

longirostris van Emden, 1960.—Afrotropical: Ethiopia.

Dejeania longirostris van Emden, 1960: 470. Holotype male (BMNH). Type locality: Ethiopia, Jem-Jem Forest [ca. 72km due west of Ādīs Ābeba], nearly 9000ft.

nigrapex Villeneuve, 1916.—Not Afrotropical, *nomen dubium* [?New World].

Dejeania nigrapex Villeneuve, 1916c: 470.

Note: Villeneuve (1916c: 470) described *Dejeania nigrapex* from one male and one female (NHMW, not examined) and gave the type locality as “Cape of Good Hope”, South Africa. Van Emden (1960: 468) speculated from the description alone that the species is actually a “New World fly”. Crosskey (1980b) did not list the species, presumably accepting van Emden’s

conclusion that it is not of Afrotropical origin. The true identity of *Dejeania nigrapex* Villeneuve, 1916, and hence the probable provenance of the syntypes, has not been determined.

pertristis Villeneuve, 1913.—Afrotropical: Cameroon, D.R. Congo, Nigeria, Togo, Uganda.

Dejeania pertristis Villeneuve, 1913c: 25. Lectotype male (BMNH), by fixation of van Emden (1960: 470) (mention of “♂ type” from Entebbe in BMNH is regarded as a lectotype fixation). Type locality: Uganda, Entebbe.

Dejeania anthracosphaera Speiser, 1914: 8. Syntypes, unspecified number and including at least 1 female (not located). Type localities: Cameroon (Mt. Cameroon, Buea) and Togo (Bismarckburg, ca. 8°11'N 0°41'E).

Dejeania certima Curran, 1927c: 20. Holotype male (AMNH). Type locality: D.R. Congo, Orientale, Kisangani [as “Stanleyville”].

pertristis. Incorrect subsequent spelling of *pertristis* Villeneuve, 1913 (van Emden 1960: 469).

Genus *PARATACHINA* Brauer & Bergenstamm, 1891

PARATACHINA Brauer & Bergenstamm, 1891: 382 [also 1891: 78]. Type species: *Paratachina ingens* Brauer & Bergenstamm, 1891 (= *Echinomyia obliqua* Loew, 1863), by monotypy.

costae (Jaenicke, 1867).—Afrotropical: Ethiopia.

Echinomyia costae Jaenicke, 1867: 389 [also 1868: 81]. Type(s), female (SMF). Type locality: Ethiopia, “Simen” (probably the Simien Mountains area).

obliqua (Loew, 1863).—Afrotropical: South Africa.

Echinomyia obliqua Loew, 1863a: 16. Type(s), male (not located). Type locality: South Africa, Free State, Bloemfontein.

Note: Townsend's (1939a: 245) mention of “Ht” from Bloemfontein in ZMHB is not accepted as a lectotype fixation because there is no evidence that the name-bearing types of species described in Loew (1863a) were deposited in ZMHB. No name-bearing type of *Echinomyia obliqua* Loew, 1863 was found in ZMHB by JEOH.

Paratachina ingens Brauer & Bergenstamm, 1891: 382 [also 1891: 78] (as “*Pr. ingens* Wd. Coll. Winth. litt.”). Lectotype male (NHMW), by fixation of Townsend (1939a: 245) (mention of “Ht male” from Cape of Good Hope in NHMW is regarded as a lectotype fixation for the only male of the two syntypes in NHMW [examined by JEOH]). Type locality: South Africa, Western Cape, Cape of Good Hope [as “Cap b. sp.” = “Cap Bonae Spei”].

Undescribed sp.: Madagascar (MRAC, examined by PC).

Genus PELETERIA Robineau-Desvoidy, 1830

PELETERIA Robineau-Desvoidy, 1830: 39. Type species: *Peleteria abdominalis* Robineau-Desvoidy, 1830, by subsequent designation of Coquillett (1910: 586) [Palearctic].

CUPHOCERA Macquart, 1845: 267. Type species: *Micropalpus ruficornis* Macquart, 1835, by original designation [Palearctic].

PELETIERIA Bezzi, 1906: 54. Unjustified emendation of *Peleteria* Robineau-Desvoidy, 1830.

ACUPHOCERA Townsend, 1926c: 37. Type species: *Acuphocera sumatrensis* Townsend, 1926 (= *Tachina iavana* Wiedemann, 1819), by original designation.

PLEROPELETERIA Villeneuve, 1916c: 470 (as subgenus of *Dejeania* Robineau-Desvoidy, 1830). Type species: *Dejeania (Pleropeleteria) peringueyi* Villeneuve, 1916 (= *Tachina lithanthrax* Wiedemann, 1830), by monotypy.

PELETIERIANA Mesnil, 1970a: 951 (as subgenus of *Peleteria* Robineau-Desvoidy, 1830, as "*Peletieria*"). Type species: *Echinomyia rustica* Karsch, 1886, by original designation.

CYPHOCERA. Incorrect subsequent spelling of *Cuphocera* Macquart, 1845 (Rondani in Osculati 1850: 241, Rondani 1856: 63, 207, Rondani 1859: 60, 235, Villeneuve 1915b: 191).

Note: Subgenera of *Peleteria* Robineau-Desvoidy, 1830 are not recognized here because the subgeneric placements of the Afrotropical species require more study.

iavana (Wiedemann, 1819).—Afrotropical: D.R. Congo, Ethiopia, Kenya, Madagascar, South Africa, Sudan, Tanzania, Zambia, Zimbabwe. Palearctic: Europe (all except British Is., Scand.), Japan, Kazakhstan, "Korea", M. East (all), N. Africa (NW. Africa), Pal. China, Russia (W. Russia, W. Siberia, E. Siberia, S. Far East), Transcaucasia. Oriental: India, Indonesia, Malaysia, Myanmar, Orient. China, Nepal, Philippines, Sri Lanka, Taiwan. Thailand. Australasian: Australia, Melanesia, N. Australasian.

Musca varia Fabricius, 1794: 327 (junior primary homonym of *Musca varia* Gmelin, 1790). Type(s), unspecified sex (probably lost [the single female in ZMUC was considered the "Female Ht" by Townsend (1932: 42) and the "Holotype ♀" by Crosskey (1973b: 134, 1976: 205) but see note in O'Hara et al. 2009: 171]). Type locality: "India orientali" (i.e., "East Indies").

Tachina iavana Wiedemann, 1819: 24. Lectotype female (ZMUC), by designation of Crosskey (1966a: 673). Type locality: Indonesia, Jawa (Jakarta [as "Batavia"] according to Crosskey 1966a: 673).

Echinomyia argyrocephala Macquart, 1846: 272 [also 1846: 144]. Type(s), female (not located). Type locality: Algeria, Alger.

Cuphocera rufiventris Corti, 1895: 136. Type(s), female (?MCSN). Type locality: Ethiopia, Jubba River, "Cormoso" [not located].

Cyphocera varia hova Villeneuve, 1915b: 191. Syntypes, unspecified number and sex (not located). Type locality: Madagascar.

Acuphocera sumatrensis Townsend, 1926c: 37. Lectotype male (RMNH), by designation of Crosskey (1969: 90). Type locality: Indonesia, Sumatera, Bukit-tinggi [as “Fort de Kock”] 920m.

Cuphocera javana Crosskey, 1976: 205 (published in synonymy with *Cuphocera varia* (Fabricius, 1794)). Unjustified emendation of *Tachina iavana* Wiedemann, 1819. *javana*. Incorrect subsequent spelling of *iavana* Wiedemann, 1819 (Wiedemann 1830: 288, many other works).

Note: Wiedemann (1819, 1824) described several species of Diptera with the specific epithet *iavana* or *iavanus* (see index in Evenhuis 1989a) and therefore this spelling used in the name *Tachina iavana* Wiedemann, 1819 was not a printer's error. In a subsequent work, Wiedemann (1830) changed the spelling to *javana* in the text (p. 288) but not in the index (p. 679). Since Wiedemann (1830) used both spellings, we interpret the spelling *javana* therein as an incorrect subsequent spelling and not as an emendation (following Evenhuis and Greathead 1999: 544, not O'Hara et al. 2009: 171). Crosskey (1976: 205) cited both spellings and adopted *javana* as the proper spelling, thus creating an unjustified emendation according to Article 33.2.1 of the *Code* (ICZN 1999). An earlier unjustified emendation with this spelling may exist but our cursory search of the literature did not reveal one. Cantrell and Crosskey (1989: 761) reestablished *iavana* as the correct spelling and cited usage of *javana* as an “error for *iavana*”.

lithanthrax (Wiedemann, 1830).—Afrotropical: South Africa.

Tachina lithanthrax Wiedemann, 1830: 283. Lectotype, unspecified sex (ZMUC), by fixation of van Emden (1960: 482) (examination of “type” from Cape of Good Hope in ZMUC is regarded as a lectotype fixation). Type locality: South Africa, Western Cape, Cape of Good Hope [as “Java”, in error according to van Emden 1960: 482].

Dejeania (Pleropeleteria) peringueyi Villeneuve, 1916c: 471. Holotype male (CNC). Type locality: South Africa, Western Cape, Cape Town.

litanthrax. Incorrect subsequent spelling of *lithanthrax* Wiedemann, 1830 (original usage not found but spelling listed by Crosskey 1980b: 850).

longipalpis van Emden, 1960.—Afrotropical: Ethiopia.

Peletieria longipalpis van Emden, 1960: 483. Holotype female (BMNH). Type locality: Ethiopia, Mt. Zuqualla [as “Mt. Zuquala”], ca. 9000ft.

mimica Villeneuve, 1913.—Afrotropical: D.R. Congo.

Peleteria mimica Villeneuve, 1913c: 26. Holotype male (CNC). Type locality: D.R. Congo, Katanga, Sankisia.

ruficornis (Macquart, 1835).—Afrotropical: Angola, D.R. Congo, Ethiopia, Kenya, Madagascar, Malawi, Nigeria, Sierra Leone, South Africa, Tanzania, Uganda, U.A. Emirates, Yemen, Zimbabwe. Palaearctic: Europe (all except British Is., Turkey), Kazakhstan, M. East (Israel), N. Africa (Canary Is.), Russia (W. Russia).

Micropalpus ruficornis Macquart, 1835: 83. Type(s), unspecified sex (not located). Type locality: France, Bordeaux.

rustica (Karsch, 1886).—Afrotropical: Angola, D.R. Congo, Namibia, Sierra Leone, South Africa, Zambia, Zimbabwe.

Echinomyia (Peleteria) rustica Karsch, 1886b: 338. Syntypes, 2 males and 1 female (1 female in ZMHB). Type locality: Angola, Pungo Andongo.

Undescribed sp.: Madagascar (TAU, examined by PC).

Genus *PLATYSCHINERIA* Villeneuve, 1942

PLATYSCHINERIA Villeneuve, 1942a: 51. Type species: *Platyschineria cuthbertsoni* Villeneuve, 1942, by monotypy.

Note: *Platyschineria* Villeneuve, 1942 was treated as an unplaced genus of Tachinidae by Crosskey (1980b: 881) but was placed in Tachinini by Crosskey (1984: 200, 258, 260).

cuthbertsoni Villeneuve, 1942.—Afrotropical: Kenya (**new record**, MZUR [PC]), South Africa, Tanzania, Zimbabwe.

Platyschineria cuthbertsoni Villeneuve, 1942a: 52. Holotype male (NMBZ). Type locality: Zimbabwe, Khami.

Unplaced species of Tachinidae

calyptrata Zeegers, 2007.—Afrotropical: Yemen.

Mesnilomyia calyptrata Zeegers, 2007: 410. Holotype female (RMNH). Type locality: Yemen, 12km northwest of Manakhah (15°04'19"N 43°44'27"E).

Note: *Mesnilomyia calyptrata* Zeegers, 2007 was removed from *Mesnilomyia* Kugler, 1972 (now a synonym of *Rossimylops* Mesnil, 1953) and left unplaced in Tachinidae by Cerretti et al. (2009: 53).

dejeanii Robineau-Desvoidy, 1830.—Afrotropical: Mauritius.

Dexia dejeanii Robineau-Desvoidy, 1830: 312. Type(s), unspecified sex (originally in Dejean's collection, the Diptera of which are mostly lost; Evenhuis et al. 2010: 238). Type locality: Mauritius [as "l'île de France"].

imbuta Walker, 1853.—Afrotropical: South Africa.

Tachina imbuta Walker, 1853: 288. Type(s), male (BMNH). Type locality: South Africa, Western Cape, Cape of Good Hope [as "Cape"].

Note: Crosskey (1980b: 882) was in error in treating *Tachina imbuta* Walker, 1853 as a junior primary homonym of *Tachina imbuta* Wiedemann, 1830. *Tachina imbuta* of Wiedemann (1830: 302) was a redescription and new combination of *Ocyptera imbuta* Wiedemann, 1819 (from India) and not a description of a new species.

marginella Wiedemann, 1830.—Afrotropical: Sudan.

Tachina marginella Wiedemann, 1830: 330. Type(s), female (SMF or lost). Type locality: Nubia region [as "Nubien", a region in southern Egypt and northern Sudan, recorded here as Sudan following Crosskey 1980b: 882].

media Meunier, 1905.—Afrotropical: Tanzania.

Thryptocera media Meunier, 1905b: 212. Holotype, unspecified sex (not located).

Type locality: Tanzania, Zanzibar (in copal).

multiciliata Meunier, 1905.—Afrotropical: Madagascar.

Myobia multiciliata Meunier, 1905a: 91. Holotype, unspecified sex (not located).

Type locality: Madagascar (in copal).

Lectotype designations

In the interests of nomenclatural stability, we have chosen to designate lectotypes for the nominal species below to fix their names to single specimens that we believe best represent the taxa described.

Label information is cited in a consistent matter. The exact wording and punctuation are given for each label, where recorded, with the data from each line separated by a diagonal slash and a space (/). Data from each label is enclosed in quotation marks. Additional information not appearing on a label is enclosed within square brackets after the quotation marks. Words are typed unless indicated otherwise. A semi-colon marks the end of a label.

***Degeeria crocea* Villeneuve, 1950: 3.**

Described from two specimens, a male from Mt. Mulanje, Malawi [as “Nyasaland, Mt. Mlanje”] and a female from Molo, Kenya. The two syntypes are in IRSNB. They are conspecific and in good condition, and labelled as follows:

1. ♂: “Mt Mlanje,/ Nyasaland,/ 23.VIII 1913./ S. A. Neave.” [date, month and last number of year handprinted]; “Degeeria/ crocea/ Typ. Villen.” [Villeneuve’s handwritten det. label]; “TYPE” [red label with black lines around “TYPE”].
2. ♀: “AFR. OR. ANGL. (MAU-ESCARP¹)/ MOLO/ ALLUAUD & JEANNEL/ Déc. 1911 - 2420^m - St. 19”; “♀”; “Degeeria” [handwritten by Villeneuve].

In the interests of nomenclatural stability and to restrict the name to a single specimen, the male syntype from Mt. Mulanje and labelled by Villeneuve as “Typ.” is hereby designated by PC as lectotype of *Degeeria crocea* Villeneuve, 1950. The lectotype has been provided with the following additional label: “Lectotype ♂/ Degeeria/ crocea Villeneuve,/ 1950/ P. Cerretti des./ 2014” [handprinted by PC].

The current combination for this species is *Medina crocea* (Villeneuve, 1950).

***Degeeria semirufa* Villeneuve, 1950: 6.**

Described from two females from Mt. Mulanje, Malawi [as “Nyasaland, Mt. Mlanje”]. Villeneuve (1950: 6) cited only the date “29-IX” in his description but the two females in IRSNB, one collected on 29.IX.1913 and the other on 16.X.1913 (and labelled “Typ.”), are believed to be the two original syntypes. They are conspecific and in good condition, and labelled as follows:

1. ♀: “Mt. Mlanje,/ Nyasaland,/ 16.X.1913./ S. A. Neave.” [day and month handprinted]; “*Degeeria/ semirufa/ Typ. ♀*” [Villeneuve’s handwritten det. label]; “TYPE” [red label with black lines around “TYPE”].
2. ♀: “Mt. Mlanje,/ Nyasaland,/ 29.IX.1913./ S. A. Neave.” [day and month handprinted].

In the interests of nomenclatural stability and to restrict the name to a single specimen, the female syntype collected on 16.X.1913 and labelled by Villeneuve as “Typ.” is hereby designated by PC as lectotype of *Degeeria semirufa* Villeneuve, 1950. The lectotype has been provided with the following additional label: “Lectotype ♀/ *Degeeria/ semirufa* Villeneuve,/ 1950/ P. Cerretti des./ 2014” [handprinted by PC].

The current combination for this species is *Medina semirufa* (Villeneuve, 1950).

***Erycia brunnescens* Villeneuve, 1934d: 69.**

Described from three females from the Rwenzori Range [as “Ruwenzori”] in Uganda, between 2300m and 3000m. Two of the three syntypes are in IRSNB; the third syntype has not been located. The syntypes in IRSNB are conspecific and in good condition, and labelled as follows:

1. ♀: “R 2500^m/ 18.V.14” [handprinted]; “TYPE” [red label]; “*Erycia/ Dr Villeneuve det./ brunnescens/ Typ. Villen.*” [Villeneuve’s det. label, handwritten except for 2nd line]; “*Thelairosoma/ brunnescens Villen./ L. Mesnil det. 1953*” [Mesnil’s det. label, 1st and 2nd lines and “53” in last line handwritten].
2. ♀: “R 3000^m / 15.IV.14”; “*Thelairosoma/ brunnescens Villen./ L. Mesnil det. 1953*” [Mesnil’s det. label, 1st and 2nd lines and “53” in last line handwritten].

In the interests of nomenclatural stability and to restrict the name to a single specimen, the female syntype collected at 2500m and labelled by Villeneuve as “Typ.” is hereby designated by PC as lectotype of *Erycia brunnescens* Villeneuve, 1934. The lectotype has been provided with the following additional label: “Lectotype ♀/ *Erycial brunnescens* Villeneuve,/ 1934/ P. Cerretti des. 2014” [handprinted by PC].

The current combination for this species is *Thelairosoma brunnescens* (Villeneuve, 1934).

***Exorista oculata* Villeneuve, 1910a: 251.**

Described from one or more males, with no locality other than “Congo” [= D.R. Congo], which is given in the first paragraph of the paper. There is a single male in IRSNB that is either the holotype or a syntype. We follow Recommendation 73F of the *Code* (ICZN 1999, “Avoidance of assumption of holotype”) in treating this specimen as a syntype of a hypothetically larger type series. Villeneuve frequently labelled more than one specimen as a type and therefore his “Typus” label on the male in IRSNB is no indication that this was the only specimen of the type series. The syntype is in good condition and labelled as follows:

1. ♂: “Coll. J. Villeneuve:/ Exorista/ oculata Vill./ R.M.H.N. Belg. 15.392” [2nd and 3rd lines handprinted]; “TYPE” [red label]; “Typus” [handwritten by Villeneuve on blue paper]; “Exorista/ oculata/ ♂ n. sp.” [Villeneuve’s handwritten det. label]; “1 Soie aux/ coxae post.” [handwritten].

In the interests of nomenclatural stability and to restrict the name to a single specimen, the single recognized syntype in IRSNB is hereby designated by PC as lectotype of *Exorista oculata* Villeneuve, 1910. The lectotype has been provided with the following additional label: “Lectotype ♂/ Exorista/ oculata Villeneuve,/ 1910/ P. Cerretti des. 2014” [handprinted by PC].

The current combination for this species is *Carcelia* (*Carcelita*) *oculata* (Villeneuve, 1910).

***Kiniatilla tricincta* Villeneuve, 1938c: 11.**

Described from multiple females (of an unspecified number) from two localities in D.R. Congo: Kiniati in the Mayumbé area [a highland area west of Rivière Congo] of Bas-Congo, and “Beni à Lesse” [Lesse is located northeast of Beni at ca. 0°45'N 29°46'E] in Nord-Kivu. There are three conspecific specimens that we believe to be syntypes in IRSNB, one female and two males. Although Villeneuve did not mention males, the label data of the males in IRSNB match the published data and thus we assume Villeneuve erred in citing only females. The three syntypes are conspecific and in fair condition, and labelled as follows:

1. ♀: “MUSÉE DU CONGO/ Mayumbé : Kiniati/ 7-VI-1911/ R. Mayné”; “Kiniatilla/ tricincta/ n. sp. Villen.” [Villeneuve’s handwritten det. label]; “TYPE” [red label with black lines around “TYPE”].
2. ♂: “Musée du Congo/ Beni à Lesse/ fin VII-1911/ Dr. Murtula”.
3. ♂: “Musée du Congo/ Beni à Lesse/ fin VII-1911/ Dr. Murtula”; “Kiniatilla/ tricincta/ Villen.”; “Para-/ type”.

In the interests of nomenclatural stability and to restrict the name to a single specimen, the female syntype from Kiniati is hereby designated by PC as lectotype of *Kiniatilla tricincta* Villeneuve, 1938. The lectotype has been provided with the following additional label: “Lectotype ♀/ Kiniatilla/ tricincta Villeneuve,/ 1938/ P. Cerretti des./ 2014” [handprinted by PC].

The current combination for this species is *Kiniatilla tricincta* Villeneuve, 1938.

***Myxarchiclops caffer* Villeneuve, 1916c: 495.**

Described from an unspecified number of males and females from South Africa from three localities: Cape Town (Western Cape; collected by L. Péringuey); “S. Western District” (Western Cape); and Mooi River (KwaZulu-Natal; collected by C. Wroughton). The depository for specimens from the first two localities was given as “S Afric. Museum”, which is now SAMC. Nine specimens from these localities that are believed to be syntypes have been located in CNC and SAMC and examined by JEOH. The depository for specimens from the last locality was given as “Entom. Res. Comm.” and should now be in BMNH (not examined).

There are five probable syntypes in SAMC, four males from Cape Town collected by Péringuey and one male from the locality given as “S. Western District” (bearing locality labels “S.W. Distr.” and “Cape Col.” and a Villeneuve det. label including “Typ.”). Of the four males from Cape Town, three were collected in 1913 and one in 1915; the last bears a Villeneuve det. label but not a “Typ.” inscription. Townsend (1941: 193) mentioned “Ht male” from Cape Town in SAMC but this statement was insufficient for a lectotype fixation because a single male was not selected from among the four males in SAMC from this locality.

There are four specimens in CNC collected from Cape Town by Péringuey: two males and one female collected in September 1913 and one male collected in 1915. Two of the specimens (one male and one female) from 1913 are double mounted on the same pin and bear a Villeneuve identification and type label. It is likely that Villeneuve had all four specimens at hand when he described *M. caffer* and therefore all four are treated here as syntypes (Cooper and O’Hara 1996: 54 recognized only the male and female on the same pin as syntypes). The four syntypes in CNC are conspecific and in good condition, and labelled as follows:

1. ♂: “♂ ♀” [handprinted on stiff card into which are inserted two small pins holding the male and female]; “Cape Town/ G. Peringuey/ Sep 1913” [‘Sep’ handwritten]; “Myxarchiclops/ caffer/ Typ. Villen./ Typ.” [handwritten]; “Myxarchiclops/ caffer Villen./ L.P. Mesnil det., 1969” [first two lines and ‘69’ handwritten]; “TYPE” [red label]; “CNC Syntype/ Myxarchiclops caffer/ Villeneuve/ Label affixed 1994”; “EX/ L.-P. MESNIL/ COLLECTION 1970”.
2. ♀: Double-mounted with male (see labels above).
3. ♂ [double-mounted on stiff card]: “Cape Town/ G. Peringuey/ Sep 1913” [‘Sep’ handwritten]; “Myxarchiclops/ caffer Villen./ L.P. Mesnil det., 1969” [first two lines and ‘69’ handwritten]; “EX/ L.-P. MESNIL/ COLLECTION 1970”.
4. ♂ [double-mounted on foam]: “Cape Town/ Peringuey/ 1915”; “Myxarchiclops/ caffer Villen./ L.P. Mesnil det., 1969” [first two lines and ‘69’ handwritten]; “EX/ L.-P. MESNIL/ COLLECTION 1970”.

In the interests of nomenclatural stability and to restrict the name to a single specimen, the male syntype on the double mount in CNC is hereby designated by JEOH as lectotype of *Myxarchiclops caffer* Villeneuve, 1916. The lectotype has been provided with the following additional label: “LECTOTYPE/ Myxarchiclops/ caffer Villeneuve/ J.E. O’Hara/ designation 2015” [red label]. The remaining three syntypes

in CNC have been labelled as paralectotypes. We have not labelled the paralectotypes in SAMC or examined the paralectotype(s) from Mooi River in BMNH.

The current combination for this species is *Myxarchiclops caffer* Villeneuve, 1916.

***Ocyptera linearis* Villeneuve, 1936b: 2.**

Described from one or more specimens of unspecified sex from D.R. Congo. There is a single male in IRSNB that we believe to be the holotype or a syntype. It is not labelled as a type but bears a Villeneuve det. label reading “*Ocyptera linearis* Villen.”. We follow Recommendation 73F of the *Code* (ICZN 1999, “Avoidance of assumption of holotype”) in treating this specimen as a syntype of a hypothetically larger type series. The syntype is in good condition and labelled as follows:

1. ♂: “Congo-belge/ Eala-XI-1934/ J. Ghesquière” [only month handprinted]; “R. Mus. Hist. Nat./ Belg. 10482”; “Dr. J. Villeneuve det., 1936 :/ *Ocyptera/ linearis* Villen” [2nd and 3rd lines handprinted]; “*Ocyptera/ linearis/ Villen.*” [Villeneuve’s handwritten det. label].

In the interests of nomenclatural stability and to restrict the name to a single specimen, the single recognized syntype in IRSNB is hereby designated by PC as lectotype of *Ocyptera linearis* Villeneuve, 1936. The lectotype has been provided with the following additional label: “Lectotype ♂/ *Ocypteral linearis* Villeneuve,/ 1936/ P. Cerretti des./ 2014” [handprinted by PC].

This nominal species is currently a junior subjective synonym of *Cylindromyia soror* (Wiedemann, 1830).

***Peristasisia luteola* Villeneuve, 1934b: 187.**

Described from one male and two females from Malawi (as “Nyasaland”). The only syntype located, the single male, is in IRSNB. It is in good condition and labelled as follows:

1. ♂: “Nyasaland/ 2.X.” [handprinted]; “TYPE” [red label]; “Coll. J. Villeneuve./ *Peristasisia/ luteola* ♂ Villen./ R.M.H.N.Belg. 15.392/ Typ.” [2nd and 3rd lines handwritten, ‘Typ.’ handwritten along left side of label]; “*Peristasisia/ luteola* ♂/ Typ. Villen.” [Villeneuve’s handwritten det. label].

In the interests of nomenclatural stability and to restrict the name to a single specimen, the single recognized syntype in IRSNB is hereby designated by PC as lectotype of *Peristasisia luteola* Villeneuve, 1934. The lectotype has been provided with the following additional label: “Lectotype ♂/ *Peristasisial luteola* Villeneuve,/ 1934/ P. Cerretti des./ 2014”.

The current combination for this species is *Peristasisia luteola* Villeneuve, 1934.

***Phorocera crassipalpis* Villeneuve, 1938c: 2.**

Described from one male and one or more females from Bomputu in D.R. Congo. Two syntypes have been located, a male in MRAC and a female in CNC. The two syntypes are conspecific. The male syntype is in good condition except for badly damaged wings; the female syntype is in fair condition, missing both wings and numerous setae on dorsum of thorax and abdomen. The syntypes are labelled as follows:

1. ♂: “Coll. Mus. Congo/ Bomputu/ XII.1935/ J. Ghesquière”; “*Phoroceral crassipalpis*/ typ. ♂ Villen.”; “HOLOTYPUS/ ♂”; “[QRcode] RMCA ENT/ 000012116” (MRAC).
2. ♀: “Congo-belge/ Bomputu-XII-1935/ J. Ghesquière/ 1075” [2nd and 4th lines handprinted]; “Parasite/ Lepido 1048” [handprinted]; “R. Mus. Hist. Nat./ Belg. 10482”; “*Phorocera crassipalpis*/ typ. ♀ Villen.” [Villeneuve’s handwritten det. label]; “*P. crassipalpis*/ Villen./ L.P. Mesnil det., 1969” [1st and 2nd lines and ‘69’ handwritten]; “CNC Syntype/ *Phorocera crassipalpis*/ Villeneuve/ Label affixed 1994” [yellow label]; “EX/ L.-P. MESNIL/ COLLECTION 1970” (CNC).

In the interests of nomenclatural stability and to restrict the name to a single specimen, the male syntype in MRAC is hereby designated by PC as lectotype of *Phorocera crassipalpis* Villeneuve, 1938. The lectotype has been provided with the following additional labels: “Lectotype ♂/ *Phoroceral crassipalpis* Villeneuve 1938/ Cerretti des. 2014”; “*Carceliathrix crassipalpis* (Villeneuve, 1938)/ Cerretti det. 2014” [handprinted by PC].

Phorocera crassipalpis is designated as the type species of new genus *Carceliathrix* Cerretti & O’Hara, described below.

New taxa of Afrotropical Tachinidae

Seven new genera are described below to accommodate five described and eight new species that do not fit within the generic concepts of other Tachinidae. They are described here to allow the catalogue above to more accurately reflect the known generic diversity of Afrotropical Tachinidae. A key to identify these genera within the broader context of all Afrotropical genera of Tachinidae will appear in the upcoming *Manual of Afrotropical Diptera* (as discussed in the Introduction). Morphological terms follow Cumming and Wood (in press) except for costal sections of the wing, which follow Cerretti (2010: 11, vol. 2). Photographic techniques were the same as described in Cerretti et al. (2015).

Dexiinae, Dexiini

Mesnilotrix Cerretti & O'Hara, gen. n.

<http://zoobank.org/004A6353-E074-4CA0-BC3E-953DE56816C0>

Fig. 7

Type species. *Dexiotrix empiformis* Mesnil, 1976, by present designation.

Etymology. *Mesnilotrix* is a composite word formed from the surname of Louis Paul Mesnil (the author of the type species) and the suffix of the generic name *Dexiotrix* Villeneuve. The name alludes to the morphological external similarity of *empiformis* to members of *Dexiotrix* that led Mesnil to describe the species in *Dexiotrix*.

Diagnosis. Compound eye bare. Antenna at most as long as height of gena. Arista plumose, with total width of arista and microtrichia 3.0–3.7 times as wide as width of postpedicel. Frontal setae descending to above level of upper margin of scape. Parafacial bare, about 2 times as wide as width of postpedicel. Facial ridge slightly concave, with fine decumbent setulae on lower 1/4 (or slightly more). Vibrissa arising distinctly above level of lower facial margin; subvibrissal ridge well developed with a row of 3–5 setae. Face concave with a small, narrow carina, not dividing antennae and not visible in lateral view. Genal dilation not developed. Upper occiput with several long black setulae not arranged in rows. Gena about 0.5 times as high as compound eye. Prementum about 2 times as long as wide. Palpus short, 2/3–3/4 as long as prementum, cylindrical (i.e., not inflated apically), with several long black setulae on apical 1/2. Proepisternum and prosternum bare. Postpronotum with 2–3 setae (if 3, then arranged in a line); lateral postpronotal seta enormously developed (Fig. 7b, red arrow). Scutum with 0 + 0–1 (i.e., 0 presutural and 0–1 postsutural) acrostichal setae; 3 + 3 dorsocentral setae; 0 + 2–3 intra-alar setae; 1 + 3 supra-alar setae (presutural supra-alar seta enormously developed [Fig. 7b, blue arrows], first postsutural supra-alar shorter than notopleural setae); 1 posthumeral seta; 2 notopleural setae. Two katapisternal setae. Scutellum with 3 pairs of marginal setae: one pair of crossed, sub-horizontal apical setae, one pair of strong, diverging subapical setae and one pair of weak, convergent basal setae (basal setae about 1/3 as long as subapical setae). Subscutellum conspicuously bulbous and at least as prominent as scutellum (Fig. 7a). Anterior and posterior lappets of metathoracic spiracle subequal in size (though not symmetrical). Legs exceptionally long and slender. Coxae, femora and tibiae yellow, tarsi dark brown. Medial anterior surface of fore coxa bare or predominantly bare. Fore tarsus about twice the length of fore tibia (Fig. 7a). Mid tibia with 1 anterodorsal seta. Hind tibia with 2 dorsal preapical setae and with preapical posteroventral seta undeveloped. Tegula and basicosta yellow. Second costal section setulose ventrally. Costal spine not developed. Cell r_{4+5} narrowly open at wing margin. Bend of vein M_1 with a short appendix at most 3/4 as long as crossvein r-m (Fig. 7d). Abdomen unusually long and narrow (female unknown), slightly tapering towards apex (Fig. 7e). Mid-dorsal depression on abdominal syntergite 1+2 confined to anterior 1/3 (or less) of syntergite. Abdominal syntergite 1+2 and tergites 3 and 4 with 4 strong marginal setae (2 median, 2 lateral), without discal setae (Fig. 7a, e); tergite 5 with 4 strong discal and marginal setae (Fig. 7e). Male: Frons at its narrowest point about 0.3 times as wide as eye in dorsal view; inner vertical setae short and crossed;




Figure 7. *Mesnilotrix empiformis* (Mesnil) (male holotype, MNHN) **a** habitus in lateral view **b** habitus in dorsal view (red arrow indicates lateral postpronotal seta, blue arrows indicate presutural supra-alar seta) **c** head in lateral view **d** wing **e** abdomen in dorsal view.

outer vertical seta not or barely distinguishable from postocular setae; upper reclinate orbital setae absent; fronto-orbital plate nearly bare, without proclinate orbital setae.

***Mesnilotrix empiformis* (Mesnil, 1976), comb. n.**

Fig. 7

Type material examined. Holotype ♂ of *Dexiotrix empiformis* Mesnil: “Madagascar Centre/ Ambohitantely 1600m/ det Ankazobel/ B. Stuckenberg”; “6.i.58”; “TYPE”

[red label]; “*Dexiotrix/ empiformis* Mesn/ L.P. Mesnil det., 1975”; “*Mesnilotrix/ empiformis* (Mesnil, 1976)/ Cerretti, O’Hara & Wood det 2014” (MNHN). Paratype ♂: “Ambohitantely/ Tampoketsi 1600m/ Ankazobe/ 27-XII 56 R.E.” (MNHN).

Description. See Mesnil (1976: 48, as *Dexiotrix empiformis*).

Remarks. The dexiine genus *Dexiotrix* was erected by Villeneuve (1936e: 330) for the single species *D. longipennis*, based on three females from Sichuan (China). The genus remained monotypic until Mesnil (1976: 48) described *D. empiformis* based on three males from Madagascar, stressing that “tout en appartenant à une autre espèce, rentrent parfaitement dans le genre *Dexiotrix* Vill.” Mesnil did not provide details supporting this claim except to note that affinities between the faunas of Asia and Madagascar are well known. Nothing further was done on this group until Zhang and Shima (2005) redefined the dexiine genus *Trixa* Meigen to include *Dexiotrix* and the morphologically similar *Trixella* Mesnil.

Zhang and Shima (2005) formally assigned *empiformis* to the newly defined *Trixa* and included it in their key to the world species of *Trixa*. However, these authors did not examine specimens of *empiformis* and based their characterization of the species in the key on the original description of Mesnil (1976). This may be the reason why *empiformis* does not fully conform to their revised generic diagnosis of *Trixa*. For instance, *M. empiformis* possesses a narrow and concave face and a short, cylindrical palpus (Fig. 7c). Both these features are strikingly different from those shared by the remaining *Trixa* species *sensu* Zhang and Shima (2005), which have a broad and flat face, and a well-developed, “strongly inflated” palpus. *Mesnilotrix empiformis* is further characterized by: abdomen long, subcylindrical (Fig. 7e), and gently bent ventrally (Fig. 7a); lateral postpronotal seta and presutural supra-alar seta both enormously developed (Fig. 7b); and anterior and posterior lappets of metathoracic spiracle subequal in size. We therefore conclude that morphological evidence does not support the assignment of *empiformis* to *Trixa*.

Shape of the face, palpus, metathoracic spiracular lappets and abdomen are probably derived features that *M. empiformis* shares with the Malagasy endemic genus *Chaetodexia* Mesnil (Fig. 3), known from four species. Monophyly of *Chaetodexia* is supported by one probably derived character state in the male; i.e., the presence of a pair of strong median discal setae on abdominal tergites 3–5 which are subparallel, reclined at about 30° to horizontal and crossed (in lateral view) with the erect median marginal setae of the corresponding tergites (see Fig. 3). Moreover, all species of *Chaetodexia* possess strong apical and basal scutellar setae (in addition to an even stronger pair of subapical setae) and normally developed outer postpronotal and presutural supra-alar setae. *Mesnilotrix empiformis* differs by having abdominal tergites 3 and 4 without median discal setae (those on tergite 5 are erect), basal and apical scutellar setae strongly reduced in size (i.e., less than 1/2 the length of subapical setae) and, as mentioned above, outer postpronotal and presutural supra-alar setae both enormously developed. For these reasons we do not believe that *empiformis* should be assigned to the genus *Chaetodexia*, nor to any other named dexiine genus, and thus have chosen to erect the new genus *Mesnilotrix* for it.

Exoristinae, Blondeliini***Filistea* Cerretti & O'Hara, gen. n.**

<http://zoobank.org/DAB6C185-6871-4046-B856-8C1B5831CCCE>

Figs 8, 9

Type species. *Viviania aureofasciata* Curran, 1927, by present designation.

Etymology. The holotype of our new species *Filistea verbekei* below bears a label written by Verbeke identifying it by the unpublished generic name "*Filistea*". We have chosen to use this name for our new genus, although we do not know its meaning or etymology. It is to be treated as a feminine noun.

Diagnosis. An attractively patterned fly. Thoracic dorsum with a black submedian postsutural spot and two or four black presutural vittae standing out against the golden-microtomentose scutum. Ground colour of body black. Abdominal tergites 3 to 5 each with a distinct basal band of golden microtomentum strongly contrasting with black remainder. Wing almost entirely brown coloured. Compound eye bare. Ocellar setae well developed, proclinate. Frons 0.52–0.62 (male), 0.90–1.05 (female) times as wide as compound eye in dorsal view. Outer vertical seta not differentiated from postocular setae in both sexes. Two upper reclinate orbital setae (only 1 in a male from D.R. Congo). Male without, female with 2 proclinate orbital setae. Parafacial bare below lower frontal seta. Parafacial at its narrowest point 0.9–2.0 times as wide as width of postpedicel. Facial ridge straight or slightly concave, with short, fine, decumbent setulae on lower 1/5–1/4 of its length. Lower facial margin not visible in lateral view. Antenna arising above level of middle of eye height when head seen in lateral view. Postpedicel 2.2–2.9 times as long as pedicel. Arista apparently bare (i.e., longest microtrichia distinctly shorter than maximum basal diameter of arista), thickened on basal 1/4–1/3. First aristomere shorter than wide; second aristomere about as long as wide. Genal dilation well developed. Occiput flat to slightly concave. Lower occiput and postgena covered with pale setulae. Upper occiput with one or more rows of black occipital setulae. Vibrissa arising above level of lower facial margin. Palpus varying from cylindrical to slightly clavate. Prementum not more than 3.5 times as long as wide. Prosternum usually bare, rarely with 1–5 fine setulae laterally. Proepisternal depression bare. Proepisternal seta present. Postpronotum with 3 setae arranged in a line or in a shallow triangle. Scutum with 1 + 3 intra-alar setae; 2–3 + 3 dorsocentral setae; 3 + 3 acrostichal setae. First postsutural supra-alar seta shorter than first postsutural intra-alar seta, shorter than first postsutural dorsocentral seta and at most as long as notopleural setae. Katepimeron bare. Three katepisternal setae (2+1). Scutellum with 5 pairs of marginal setae: one pair of apical setae, crossed and sub-horizontal; one pair of subapical setae, well developed and divergent; two pairs of lateral setae (anterior pair shorter and less divergent than posterior pair); one pair of converging basal setae. Wing cell r_{4+5} narrowly open at wing margin. Mid tibia with 2 or more anterodorsal setae and a strong ventral seta. Hind coxa bare posterodorsally. Hind tibia with a row of anterodorsal setae irregular in length and thickness and 2 or 3 dorsal preapical se-




Figure 8. *Filistea* Cerretti & O'Hara, gen. n. **a** male habitus in dorsal view of *F. aureofasciata* (Curran) (Cameroon, ZMHB) **b–d** *F. verbekei* Cerretti & O'Hara, sp. n. (female paratype, Uganda, CNC) **b** habitus in lateral view **c** head in lateral view **d** abdomen in dorsal view **e** head in laterofrontal view of *F. verbekei* (male holotype, ZMHB) **f** male head in laterofrontal view of *F. aureofasciata* (Curran) (Cameroon, ZMHB).

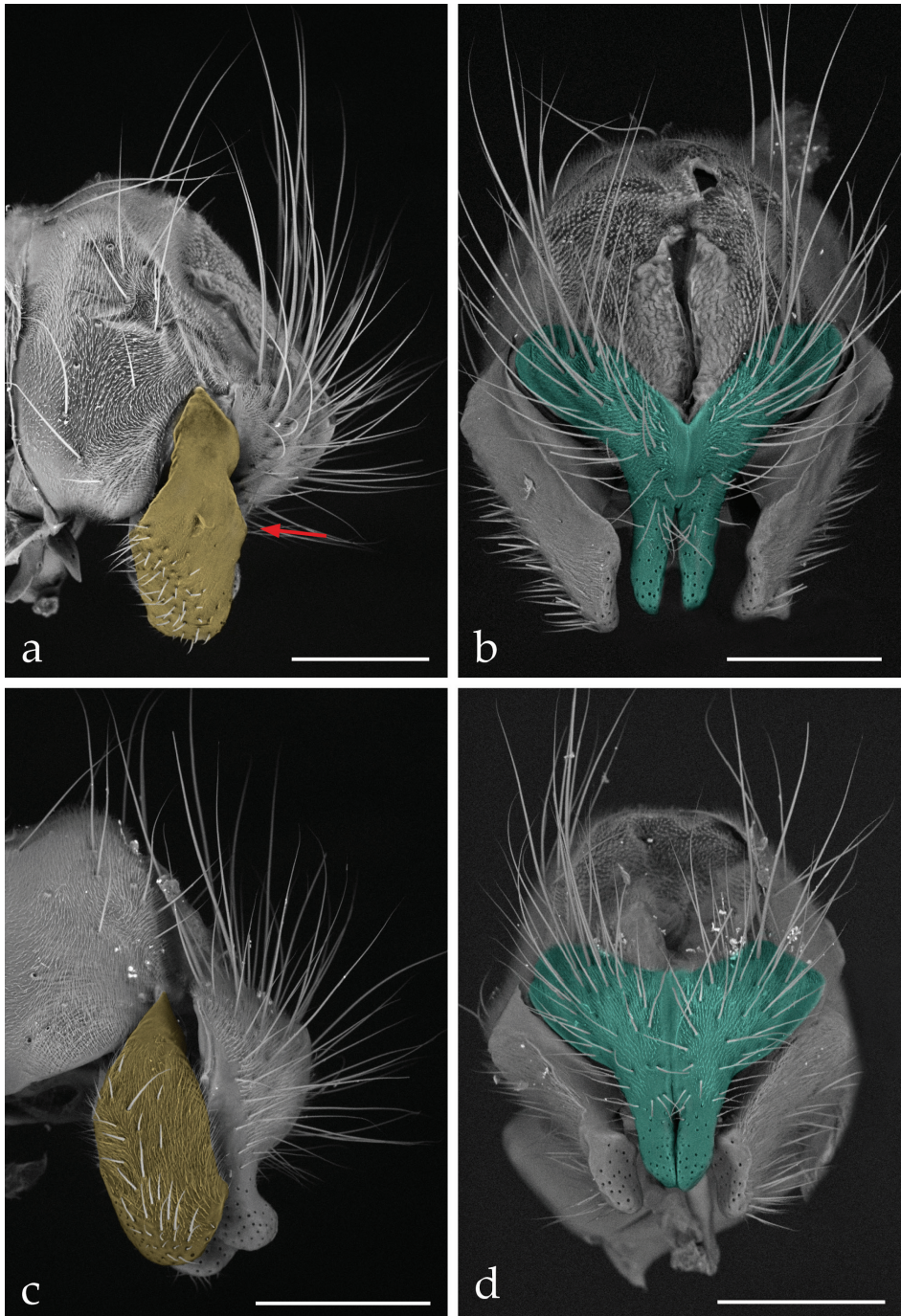


Figure 9. Epandrial complex of *Filistea* Cerretti & O'Hara, gen. n. **a–b** *F. aureofasciata* (Curran) (male, Cameroon, ZMHB) **a** lateral view (red arrow indicates a thickening along the posterior margin of surstylus) **b** posterior view **c–d** *F. verbekei* Cerretti & O'Hara, sp. n. (male holotype, ZMHB) **c** lateral view **d** posterior view. Colour coding: green = cerci; yellow = surstylus. Scale bars: 200 μ m.

tae. Mid-dorsal depression of abdominal syntergite 1+2 reaching posterior margin of syntergite. Syntergite 1+2 with 1 pair of median marginal setae; tergite 3 with one pair or a complete row of marginal setae; tergite 4 with a complete row of marginal setae. Tergites 3 and 4 with median discal setae.

Remarks. The bare compound eye, the vibrissa arising far above lower facial margin, the presence of robust, crossed and horizontal apical scutellar setae, together with a usually bare prosternum and an unmodified oviscapt are the main character states that separate *Filistea* from the other Afrotropical Blondeliini. Moreover, the unique colour pattern of the body and the darkened wing membrane make *Filistea* easily identifiable among Afrotropical tachinids. We also examined all available keys to genera of other regions and compared our specimens with blondeliine descriptions and specimens in collections, paying special attention to those of the Palaearctic and Oriental regions, and did not find any basis for assigning *F. aureofasciata* and *F. verbekei* to a known genus. We thus erect a new genus for these two Afrotropical species.

***Filistea aureofasciata* (Curran, 1927), comb. n.**

Figs 8a, f, 9a–b

Type material examined. Holotype ♂ of *Viviania aureofasciata* Curran: “Stanleyville, Cgo./ 25°10'E 0°30'N./ III.1915”; “Lang & Chapin/ Collectors”; “Taken from Bem-bex”; “*Vivianial* TYPE/ *aureofasciatal* Curran ♂/ No.”; “*Vivianial aureofasciatal* Det. Curran./ C.H. Curran” (AMNH).

Other material examined. 1 ♂: “3/5.96”; “N.Kamerun [Cameroon]/ Johann-Albrechtshöhe [Kumba, 4°38'N 9°28'E]/ L. Conradt S6”; “Zool. Mus./ Berlin” (ZMHB). 1 ♀: same data as male except “27/5.96” (ZMHB). 1 ♀: “Kayonza Forest/ Kigezi Dist[ri]ct UGANDA/ 2135 M. May 1972/ E. Babyetagara” (CNC).

Description. For external morphology see Curran (1927: 8, as *Viviania aureofasciata*). A key to separate *F. aureofasciata* and *F. verbekei* is given below.

Male terminalia (Fig. 9a–b): Tergite 6 divided into two hemitergites. Sternite 6 asymmetrical and right side connection to segment 7 membranous. Posterior margin of sternite 5 with a deep median cleft. Epandrium short and convex. Cerci short in posterior view, distal 1/3 strongly bent posteriorly. Proximal 1/3 of cerci in posterior view very broad, cerci narrowing and slightly separated distally (Fig. 9b). Surstylus well developed, about as long as cerci, more or less lobe-like in lateral view, with posterior margin characterized by a broad thickening at about midlength (Fig. 9a, red arrow); surstylus not fused with epandrium. Lateral surface of surstylus without a thick cover of fine appressed setulae, posterodistal 1/2 of surstylus with several robust setae. Bacilliform sclerite rod-shaped and narrowly fused with surstylus anterobasally. Hypandrial arms not fused posteromedially. Pregonite well developed, sub-triangular, moderately hook-shaped distally. Postgonite distally rounded and gently bent anteriorly. Intermedium well developed. Ejaculatory apodeme present, small. Basal processes of basiphallus present. Epiphallus well developed and arising dorsally at sub-basal position of

basiphallus. Ventral wall of distiphallus concave. Lateroventral region of distiphallus sclerotized. Medioventral ridge of distiphallus not developed. Extension of dorsal sclerite of distiphallus short.

Distribution. Cameroon, D.R. Congo, Nigeria, Uganda.

***Filistea verbekei* Cerretti & O'Hara, sp. n.**

<http://zoobank.org/C44D4695-466D-48F8-A969-A8FCF3E3FA90>

Figs 8b–e, 9c–d

Type material. Holotype ♂: “16/11.95”; “N.Kamerun [Cameroon]/ Johann-Albrechtshöhe [Kumba, 4°38'N 9°28'E]/ L. Conradt S6”; “Zool. Mus./ Berlin” (ZMHB). Paratypes. 1♂: “Congo Belge [D.R. Congo]: Kiwu/ Beni (poste)/ 18-VI-1953/ J. Verbeke.- KEA.”; “→ *Zenillial Filistea* ng./ *caparti* nsp.”; “N.gen. n-sp./ pris del *Bacromyiellal* (Erythocerinae)” (IRSNB). 1♂: “Kamerun [Cameroon]/ Bidunbi/ 1-15V 05/ G. Teßmann S.G”; “207-02”; “Zool. Mus./ Berlin” (ZMHB). 1♂, 1♀: “Budongo Forest nr/ Lk Albert UGANDA/ Mar 20-31 1972/ H. Falke 915m. (CNC). 1♂, 1♀: “Entebbe, UGANDA/ 5.III.1972/ H. Falke/ In forest” (CNC). 1♂, 1♀: “Entebbe, UGANDA/ 7.II.1972/ H. Falke/ in Forest” (CNC). 1♂: “Nr Entebbe, UGANDA/ Jan.23-31,1973/ H. Falke, 1160m.” (CNC). 1♀: “Kampala UGANDA/ June 1-10, 1972/ 1150 M./ E. Babyetagara” (CNC). 1♀: “2659 4 M. NW/ of Agege Lagos/ State Nigeria/ 30 XII 73/ M.A. Cornes” (CNC). 1 ♀: “Cameroon/ Mt Cameroon/ 1000-1800 m/ 11-13.XI.1987/ Fini Kaplan” (TAU).

Etymology. This species is named in honour of Jean Verbeke for his significant contributions to Afrotropical Tachinidae and for labelling our holotype of *Filistea verbekei* with the manuscript name we have chosen as the valid name of this genus.

Description. *Body length:* 6–8 mm.

Male. *Colouration:* Head black or brownish-black in ground colour, covered with thick golden reflecting microtomentum. Antenna black. Palpus yellow. Tegula and basicosta black. Lower calypter smoky. Legs dark brown to black.

Head (Fig. 8b–c, e): Frons at its narrowest point 0.5–0.6 times as wide as compound eye in dorsal view. Parafacial at its narrowest point 0.9–1.5 times as wide as postpedicel. Vibrissa arising slightly above lower facial margin. Gena 0.27–0.37 times as high as compound eye. Postpedicel 2.3–2.8 times as long as pedicel.

Thorax: Anepimeral seta well developed. Anatergite bare below lower calypter. Posterior lappet of metathoracic spiracle visibly larger than anterior lappet. Medial margin of lower calypter more or less abutting lateral margin of scutellum. Second costal segment ventrally bare. Costal spine varying from slightly shorter than to 1.5 times as long as crossvein r-m. Base of R_{4+5} with a few short setulae. Fourth costal section longer than sixth. Section of M_1 between r-m and dm-m varying from slightly longer to as long as section between dm-m and bend of M_1 . Medial anterior surface of fore coxa bare. Preapical anterodorsal seta of fore tibia distinctly shorter than preapical dorsal seta. Preapical posteroventral seta of hind tibia shorter than preapical anteroventral seta.

Abdomen: General setulae of tergites 3 to 5 erect. Tergite 5 about 0.8–1.0 times as long as tergite 4.

Male terminalia (Fig. 9c–d): As described for *F. aureofasciata* except: Surstylus in lateral view more or less parallel-sided in shape, distally rounded, with posterior margin straight (Fig. 9c). Lateral surface of surstylus covered with fine appressed setulae and with several robust setae along posterior 1/2.

Female differs from male as follows. Lower calypter yellowish-white. Frons at its narrowest point 0.9–1.1 times as wide as compound eye in dorsal view. Two proclinate orbital setae. General setulae of tergites 3 to 5 recumbent.

Distribution. Cameroon, D.R. Congo, Nigeria, Uganda.

Key to species of *Filistea* gen. n.

- 1 Palpus black. Abdominal tergite 3 usually with 2 median marginal setae (rarely 4). Male: parafacial at its narrowest point 1.8–2.0 times as wide as width of postpedicel; posterior margin of surstylus in lateral view characterized by a broadening at about midlength (Fig. 9a); lateral surface of surstylus without fine appressed setulae and with several short, robust setae on posterodistal 1/2 (Fig. 9a). Female: parafacial at its narrowest point 1.8–2.5 times as wide as width of postpedicel..... *F. aureofasciata* (Curran)
- Palpus yellow. Abdominal tergite 3 with a complete row of median marginal setae. Male: parafacial at its narrowest point 0.9–1.8 times as wide as width of postpedicel; posterior margin of surstylus in lateral view straight (Fig. 9c); lateral surface of surstylus covered with fine appressed setulae and with several more robust setae along posterior 1/2 (Fig. 9c). Female: parafacial at its narrowest point 1.0–2.0 times as wide as width of postpedicel..... *F. verbekei* sp. n.

Exoristinae, Eryciini

Afrophylax Cerretti & O'Hara, gen. n.

<http://zoobank.org/083AFCF1-CD81-4CE4-BC3B-C8FCE22D1358>

Fig. 10

Type species: *Sturmia aureiventris* Villeneuve, 1910, by present designation.

Etymology. *Afrophylax* is a composite word formed from *Afro* (African) and the suffix of the generic name *Argyrophylax* Townsend. The name alludes to the morphological external similarity between *Afrophylax* and *Argyrophylax* that led Mesnil (1950b) to assign *aureiventris* to *Argyrophylax*.

Diagnosis. Compound eye bare. Ocellar setae well developed, proclinate. Male with 1 strong proclinate orbital seta arising on posterior 1/2–1/3 of fronto-orbital plate, female with 2 proclinate orbital setae. Parafacial bare below lower frontal seta.



Figure 10. *Afrophylax* Cerretti & O'Hara, gen. n. **a–c** *A. aureiventris* (Villeneuve) (male, Nigeria, MZUR) **a** head in lateral view **b** wing **c** abdomen in dorsal view **d** female of *Afrophylax aureiventris*, habitus in lateral view (Uganda, TAU).

Parafacial very narrow, at its narrowest point 0.5–0.7 times as wide as width of postpedicel. Facial ridge straight or convex, with short, fine, decumbent setulae on lower 1/5 or less of its length. Lower facial margin not visible in lateral view. Antenna arising at about level of middle of eye height when head seen in lateral view. Postpedicel 2.9–3.9 times as long as pedicel. Arista apparently bare, thickened on basal 1/5. First aristomere shorter than wide; second aristomere about as long as wide. Genal dilation well developed, though very narrow as gena is reduced to a narrow strip in male. Gena slightly wider in female but not more than 0.06 times as high as compound eye. Occiput concave, covered with only pale hair-like setulae. Vibrissa arising at level of lower facial margin. Palpus slightly clavate in male, grossly clubbed in female. Prementum not more than 2.5 times as long as wide. Scutum and scutellum evenly covered with light silver and/or yellow reflecting microtomentum that is particularly bright when thorax is seen in anterodorsal view. Prosternum with at least 3 pairs of setulae along lateral margin. Proepisternal depression bare. Proepisternal seta present. Postpronotum with 3 setae arranged in a line (sometimes a fourth weak seta present in front of middle basal one). Scutum with 1 + 3 intra-alar setae; 3 + 4 dorsocentral setae; 3 presutural acrostichal setae. First postsutural supra-alar seta longer than notopleural setae and longer and stronger than first postsutural intra-alar seta. Katepimeron bare or with 1–3

setulae on anterior 1/4. Three katepisternal setae (1+2; i.e., ventral seta arising closer to posterior dorsal seta than to anterior dorsal seta) (Fig. 10d). Scutellum with 4 pairs of marginal setae and 1 pair of discal setae: apical scutellar setae weak (2/5–1/2 as long as subapical setae), crossed and sub-horizontal; lateral setae 2/5–2/3 as long as subapical setae. Wing cell r_{4+5} open at wing margin. Mid tibia with 1 strong anterodorsal seta and a strong submedian ventral seta. Hind coxa bare posterodorsally. Mid-dorsal depression of abdominal syntergite 1+2 reaching posterior margin of syntergite. Syntergite 1+2 and tergite 3 with 1 pair of median marginal setae (those on syntergite weak). Tergite 4 with a complete row of marginal setae. Tergites 3 and 4 without median discal setae, and with general setulae decumbent. Egg: macrotype, membranous, fully embryonated.

***Afrophylax aureiventris* (Villeneuve, 1910), comb. n.**

Fig. 10

Type material examined. Holotype ♂ of *Sturmia aureiventris* Villeneuve: “Sturmial aureiventris/ n. sp.” [handwritten]; “Coll. J. Villeneuve:/ Sturmial aureiventris Vill./ R.M.H.N. Belg. 15.392” [2nd and 3rd lines handprinted]; “Typus” [handwritten]; “TYPE” [red label] (MRAC).

Other material examined [line breaks on labels not recorded]. 1 ♂: N.Kamerun [Cameroon], Johann-Albrechtshöhe [Kumba, 4°38'N 9°28'E] (ZMHB). 1 ♂: 54–57 Ikorodu, Lagos State, Nigeria, 1 IX 71, M.A. Coines (CNC). 1 ♂: Nigeria, Ife, 13–14 Sept 1977, S. Shinonaga. 2 ♂: same data but date 29–31 Aug 1977 (all in MZUR, ex H. Shima collection). 1 ♂, 1 ♀: Uganda, Impenetrable Forest, S.W. Uganda, 27.1.72, A. Freidberg (TAU).

Redescription. *Body length*: 7.5–8.5 mm.

Male. *Colouration* (Fig. 10a, c): Head black or brownish-black in ground colour, covered with thick silver reflecting microtomentum. Scape and pedicel brownish-black; postpedicel mostly black, yellowish-brown at junction with pedicel. Palpus basally brown, shading into yellow apically. Postpronotum and notopleuron yellowish-brown in ground colour. Scutum mid-dorsally black, shading into yellowish around postpronotum, in front of scutellum and around transverse suture. The usual 4 dark presutural vittae of scutum very narrow and barely visible in posterodorsal view. Scutellum black basally, shading into yellowish on apical 1/2–3/4. Tegula black; basicosta varying from light brown to dark brown. Legs dark brown except for the brownish tibiae (colour is more pale at junction between femora and tibiae). Abdominal colouration distinctive (Fig. 10c), with conspicuous, sharply defined dark hind margins on tergites 3–5, basal parts of these tergites yellow microtomentose over pale ground colour (thus appearing golden-orange).

Head (Fig. 10a): Frons at its narrowest point 0.4–0.5 times as wide as compound eye in dorsal view. Inner vertical seta well developed, reclinate. Outer vertical seta short but distinct. Upper 3 frontal setae proclinate. Frontal setae descending to slightly above lower margin of pedicel. Fronto-orbital plate with erect, short, hair-like setu-

lae. Two upper reclinate orbital setae (anterior one distinctly longer than second and slightly longer than ocellar seta). Parafacial at its narrowest point about 0.5 times as wide as postpedicel. Face and lower facial margin not visible in lateral view. Genal dilation well developed, though very narrow and visible only in ventral view. Gena very narrow, 0.02–0.04 times as high as compound eye. Postpedicel 3.0–3.9 times as long as pedicel. First and second aristomeres not longer than wide. Prementum 2–3 times as long as wide. Palpus sub-cylindrical to slightly enlarged distally.

Thorax (Fig. 10b): Anepimeral seta short but distinct. Anatergite bare below lower calypter. Posterior lappet of metathoracic spiracle visibly larger than anterior lappet. Medial margin of lower calypter more or less abutting lateral margin of scutellum. Wing membrane hyaline. Second costal segment ventrally bare. Costal spine not differentiated from other costal setulae. Vein R_1 bare. Base of R_{4+5} with 2–4 short setulae. Fourth costal section longer than sixth. Section of M_1 between crossveins r-m and dm-m clearly longer than section between dm-m and bend of M_1 . Medial anterior surface of fore coxa bare. Preapical anterodorsal seta of fore tibia distinctly shorter than preapical dorsal seta. Hind tibia with 2 dorsal preapical setae. Preapical posteroventral seta of hind tibia shorter than preapical anteroventral seta. Hind tibia with regular, comb-like row of anterodorsal setae.

Abdomen (Fig. 10c): Tergite 5 about 0.8–0.9 times as long as tergite 4.

Male terminalia: Not examined.

Female (Fig. 10d) differs from male as follows. Frons at its narrowest point 0.76 times as wide as compound eye in dorsal view. Postpedicel about 3 times as long as pedicel. Gena 0.06 times as high as compound eye. Palpus grossly clubbed; i.e., its maximum diameter about 1.5 times as wide as fore tibia at midlength. Abdomen mostly black in ground colour. Egg: macrotype, membranous (Eryciini type).

Distribution. Cameroon, D.R. Congo, Nigeria, Sierra Leone, Tanzania, Uganda.

Remarks. Mesnil (1950b: 19–20) assigned two of Villeneuve's Afrotropical species, *Sturmia aureiventris* Villeneuve, 1910 and *Carcelia nudioculata* Villeneuve, 1938, to *Argyrophylax* Brauer & Bergenstamm, 1889. Crosskey (1980b) did not recognize *Argyrophylax* from the Afrotropical Region, returning *C. nudioculata* to *Carcelia* and treating *S. aureiventris* as an unplaced species of "Carceliini". Crosskey (1984: 277) keyed out *aureiventris* (as "*Argyrophylax*' *aureiventris*") separately in his key to genera of Carceliini and Anacamptomyiini. Although Crosskey noted in his key that the species does not belong to *Argyrophylax*, he did not suggest an alternative placement.

The genus *Argyrophylax* is widespread in the Neotropical, Oriental and Australasian regions and a few species reach the southern Nearctic and eastern Palaearctic regions. The type species of *Argyrophylax* (the New World species *A. albincisus* (Wiedemann, 1830)), as well as other congeners of which the reproductive system has been examined, is characterized by a long and convoluted common oviduct retaining hundreds of microtype, plano-convex, fully embryonated eggs. Females of *Afrophylax aureiventris* have a different reproductive strategy and lay macrotype membranous eggs and cannot be assigned to *Argyrophylax*. Moreover, we have determined that this species does not fit within the limits of an existing tachinid genus (see diagnosis) and propose for it the new genus *Afrophylax*.

***Carceliathrix* Cerretti & O'Hara, gen. n.**

<http://zoobank.org/C8625FED-27A0-4FA8-A088-1718F48F67EF>

Fig. 11

Type species. *Phorocera crassipalpis* Villeneuve, 1938, by present designation.

Etymology. The compound name *Carceliathrix* is formed from the generic name *Carcelia* Robineau-Desvoidy and the Greek noun *thrix* (meaning hair). *Carceliathrix* resembles *Carcelia* in possessing a narrow gena and a setose posterodorsal margin of the hind coxa. The suffix *thrix* refers to the row of setae on the facial ridge.

Diagnosis. Compound eye covered with thick, long ommatrichia (each ommatrichium clearly longer than diameter of 3 eye facets). Frontal vitta normally developed, about 1/2–2/3 as wide as fronto-orbital plate measured at midlength. Ocellar seta well developed, proclinate. No proclinate orbital setae in male, 2 in female. Para-facial bare. Facial ridge convex, with a row of strong, downcurved setae above vibrissa, on lower 1/2–2/3 of its length (Fig. 11a–c). Lower facial margin not visible in lateral view. Lower occiput and postgena covered with mostly pale hair-like setulae. Vibrissa arising at level of lower facial margin. Arista apparently bare; arista thickened on proximal 1/4–2/5. Palpus slightly clavate. Prosternum with at least 3 setulae along lateral margin. Proepisternal depression bare. Proepisternal seta present. Postpronotum with 4 setae, the 3 strongest arranged in a triangle. Scutum with 1 + 3 postsutural intra-alar setae; 3 + 4 dorsocentral setae. First postsutural supra-alar seta longer than notopleural setae and longer and stronger than first postsutural intra-alar seta. Katepimeron bare. Three katepisternal setae (2+1). Scutellum with 4 pairs of marginal setae and 1 pair of discal setae: apical setae crossed, horizontal or slightly tilted upwards by at most 30° to horizontal. Wing cell r_{4+5} open. Mid tibia with 1–5 anterodorsal setae and a strong submedian ventral seta. Hind coxa with 1 or more short setae arising posterodorsally (Fig. 11a–b). Mid-dorsal depression of abdominal syntergite 1+2 reaching posterior margin of syntergite. Syntergite 1+2 and tergite 3 with 1 pair of median marginal setae. Tergite 4 with a complete row of marginal setae. Tergites 3 and 4 with several robust, short median discal setae or setulae irregularly dispersed, sometimes barely distinguishable from general erect setulae.

Remarks. A convex facial ridge characterized by having a row of strong, downcurved setae on lower 1/2–2/3 is the main, probably derived, character state that separates *Carceliathrix* from the widespread and speciose genus *Carcelia*. However, the compound eye covered with long ommatrichia, a narrow gena and setose facial ridge are traits shared by the anacamptomyiine genera *Anacamptomyia* and *Parapales* from which *Carceliathrix* is readily distinguished by having strong and proclinate ocellar setae, frontal vitta at least 1/2 as wide as width of fronto-orbital plate, postpronotum with the 3 strongest setae arranged in a triangle, and male without sexual patches on the abdominal tergites. We have determined that *Phorocera crassipalpis* Villeneuve and the two probably undescribed species from Namibia (sp. 1) and South Africa (sp. 2) listed below do not fit within the limits of an existing genus and propose for them the new genus *Carceliathrix*.




Figure 11. *Carceliathrix* Cerretti & O'Hara, gen. n. **a** male habitus in lateral view of *C. crassipalpis* (Villeneuve) (lectotype, MRAC) **b** female habitus in lateral view of *Carceliathrix* sp. 2 (South Africa, NMB) **c** female head in lateral view of *Carceliathrix* sp. 2 **d** male abdomen in dorsal view of *Carceliathrix* sp. 1 (Namibia, NMNW) **e** female abdomen in dorsal view of *Carceliathrix* sp. 2.

***Carceliathrix crassipalpis* (Villeneuve, 1938), comb. n.**

Fig. 11a

Type material examined. Lectotype ♂ (MRAC) and paralectotype ♀ (CNC), as designated above in Lectotype Designations section.

Redescription. *Body length:* 5.6–7.0 mm.

Male. *Colouration:* Head black or brownish-black in ground colour, covered with silver reflecting microtomentum. Pedicel brownish-black, postpedicel black. Palpus proximally brown, shading into yellow distally. Scutum black in ground colour, with 4 dark presutural vittae, lateral pair triangular, median pair very narrow (about 1/7–1/6 as wide as microtomentose band between them). Scutellum mainly black, shading into reddish-brown apically. Tegula black; basicosta dark brown. Legs dark brown except for the brownish tibiae. Abdomen black, with bands of microtomentum covering about proximal half of tergites 3, 4 and 5.

Head (Fig. 11a): Frons at its narrowest point 0.9 times as wide as compound eye in dorsal view. Inner vertical seta well developed, reclinate. Outer vertical seta present but barely distinguishable from postocular setae. Frontal setae descending slightly below base of arista. Fronto-orbital plate with a few scattered hair-like setulae. Two upper reclinate orbital setae of approximately the same size. Parafacial at its narrowest point about 0.4 times as wide as postpedicel. Face and lower facial margin not visible in lateral view. Genal dilation well developed. Upper occiput without black setulae behind postocular row. Gena very narrow, about 0.1 times as high as compound eye. Postpedicel 4.0–5.5 times as long as pedicel. First and second aristomeres not longer than wide. Prementum 2–3 times as long as wide. Palpus slightly enlarged distally, dorsoventrally flattened.

Thorax: Scutum with 3 + 3 acrostichal setae; 3 posthumeral setae. Anepimeral seta well developed. Lateral scutellar setae about 3/5 as long as subapical setae. Anatergite bare below lower calypter. Posterior lappet of metathoracic spiracle visibly larger than anterior lappet. Medial margin of lower calypter more or less abutting lateral margin of scutellum. Wing membrane hyaline (both wings badly damaged in the lectotype). Second costal segment ventrally bare. Costal spine not differentiated from other costal setulae. Vein R_1 bare. Base of R_{4+5} with 3 short setulae. Medial anterior surface of fore coxa bare. Preapical anterodorsal seta of fore tibia distinctly shorter than preapical dorsal seta. Hind tibia with 2 dorsal preapical setae. Preapical posteroventral seta of hind tibia shorter than preapical anterodorsal seta. Anterodorsal setae of hind tibia irregular in length and thickness.

Abdomen: Tergite 5 about 0.8 times as long as tergite 4.

Male terminalia: Not examined.

Female differs from male as follows. Outer vertical seta well developed. Wing features not examined (both wings missing in paralectotype).

Distribution. D.R. Congo.

Remarks. Villeneuve (1938c: 2) described *crassipalpis* within a broadly defined *Phorocera*. The species was left unplaced in the “Carceliini” (= Eryciini, in part) by Crosskey (1980b: 867) and was not keyed or discussed by Crosskey (1984). We recognize it as belonging to our new genus, *Carceliathrix*, and record below two additional species that we do not describe at this time due to the paucity of material. Based on present evidence this genus is known from these three species and is recorded from D.R. Congo, Namibia and South Africa.

***Carceliathrix* sp. 1**

Fig. 11d

Material examined. 1♂: “Namibia: RUNDU DIST./Mile46/18°18'39”S 19°15'29”E/ 25–27.iii.2003/ A.H. Kirk-Spriggs/ Malaise traps”; “Namibian National/ Insect Collection,/ National Museum,/ P.O. Box 1203,/ Windhoek, Namibia” (NMNW).

***Carceliathrix* sp. 2**

Fig. 11b–c, e

Material examined. 1♀: “RSA: KZN, Ndumo Game R[eserve]./ main camp area at:/ 26°54.652’S 32°19.719’E/ 27-30.xi.2009/ A.H. Kirk-Spriggs”; Malaise traps/ broad-leaved deciduous/ woodland”; “Entomology Dept./ National Museum/ P.O. Box 266/ Bloemfontein 9300/ South Africa”; “BMSA(D)/ 13781” (NMB).

Remarks. Females of *Carceliathrix* sp. 2 lay macrotype membranous eggs.

Exoristinae, Goniini***Myxophryxe* Cerretti & O’Hara, gen. n.**

<http://zoobank.org/BF6B3421-4A14-491B-81EB-433A4FAD7B26>

Figs 12–14

Type species. *Phorocera longirostris* Villeneuve, 1938, by present designation.

Etymology. The compound name *Myxophryxe* derives from the prefix of the generic name *Myxogaedia* Villeneuve (to which *longirostris* was assigned before this revision) and the generic name *Phryxe* Robineau-Desvoidy, which is morphologically similar.

Diagnosis. Compound eye covered with thick, long ommatrichia (longest ommatrichia longer than diameter of five eye facets). Ocellar setae well developed, proclinate. Frons 1.1–1.6 times as wide as compound eye in dorsal view. Parafacial bare or with a few short, fine setulae just below lower frontal seta. Parafacial flat or slightly convex, at its narrowest point 1.2–2.2 times as wide as width of postpedicel. Facial ridge straight or convex, with a row of strong, downcurved setae above vibrissa, on lower 4/5 or more of its length. Lower facial margin warped forward and slightly visible in lateral view. Postpedicel 3.9–6.3 times as long as pedicel. Arista apparently bare, thickened on basal 1/2–2/3. First aristomere shorter than wide; second aristomere about as long as wide. Genal dilation well developed. Gena in profile 0.25–0.50 times as high as compound eye. Lower occiput and postgena covered with mostly pale hair-like setulae. Upper occiput with one row of black occipital setulae. Vibrissa arising at level of lower facial margin. Palpus slightly clavate. Prementum varied. Prosternum with at least three long setulae along lateral margin. Proepisternal depression bare. Proepisternal seta present. Postpronotum with 4 or 5 setae, the 3 strongest basal ones arranged in a line. Scutum with 3 postsutural intra-alar setae; 3 + 4 dorsocentral setae; 3 presutural acrostichal setae. First postsutural supra-alar seta longer than notopleural setae and longer and stronger than first postsutural intra-alar seta. Katepimeron bare or with setulae on anterior 1/4–2/3. Three katepisternal setae (2+1). Scutellum with 4 pairs of marginal setae and 1 or 2 pairs of discal setae: apical scutellar setae crossed (sometimes converging and slightly crossed distally), sub-horizontal. Wing cell r_{4+5} open or closed at wing margin. Mid tibia with 2 anterodorsal setae (a short additional seta occasionally present) and a strong submedian ventral seta. Hind coxa bare pos-



Figure 12. *Myxophryxe* Cerretti & O'Hara, gen. n. **a–b** *M. longirostris* (Villeneuve) (male holotype of *Phorcera majestica* Curran, SANC) **a** habitus in lateral view **b** head in lateral view **c–d** *M. murina* Cerretti & O'Hara, sp. n. (male holotype, NMB) **c** habitus in lateral view **d** head in lateral view.

terodorsally. Mid-dorsal depression of abdominal syntergite 1+2 reaching posterior margin of syntergite. Syntergite 1+2 and tergite 3 with 1 pair of median marginal setae. Tergite 4 with a complete row of marginal setae. Tergites 3 and 4 without median discal setae (several robust, short median discal setae or setulae irregularly dispersed, sometimes barely distinguishable from general erect setulae).

Remarks. As mentioned in the Classification section above, it is not always possible to ascertain whether a given genus belongs to the Goniini (microtype egg producers) or



Figure 13. *Myxophryxe* Cerretti & O'Hara, gen. n. **a–b** *M. regalis* Cerretti & O'Hara, sp. n. (male holotype, NMB) **a** habitus in lateral view **b** head in lateral view **c–d** *M. satanas* Cerretti & O'Hara, sp. n. (male holotype, MZUR) **c** habitus in lateral view **d** head in lateral view.

the Eryciini (macrotype egg producers) relying only on external morphological characters. This is especially true when only males are available for examination as has been the case for *Myxophryxe*. In spite of this, we propose here to tentatively assign *Myxophryxe* to the Goniini given the close morphological similarity of males to those of the goniine genus *Myxogaedia*. *Myxophryxe* is characterized by having the parafacial bare or with a few fine, short setulae below the lower frontal seta, arista thickened on basal 1/2–2/3, preapical anterodorsal seta of fore tibia varying from shorter to as long as preapical dorsal seta, and hind tibia with two or three dorsal preapical setae. In contrast, species of *Myxogaedia* have the parafacial with at least some strong, pro-mediocline setae on upper 1/2, arista thickened on basal 4/5 to its whole length, preapical anterodorsal seta of fore tibia distinctly longer than preapical dorsal seta, and hind tibia with four or five dorsal preapical setae. Nevertheless, we cannot exclude that future investigation of the reproductive strategy of *Myxophryxe* species may change the current classification.

***Myxophryxe longirostris* (Villeneuve, 1938), comb. n.**

Figs 12a–b, 13c

Type material examined. Holotype ♂ of *Phorocera majestica* Curran: “New Hanover/ Natal N.29.14/ C.B. Hardenberg”; “Phorocera/ majestica/ Curran ♂/ Holotype” [red label]; “HOLOTYPE/ SANC/ TYPHO0059”; “Myxogaedia/ majestica (Curran)/ R.W. Crosskey det. 1964/ possibly same as/ longirostris Vill.” (SANC).

Other material examined. 1♂: “Marley/ n. 15/ 1824.[two illegible letters here]/ Krantz K [Krantzkloof]” [handwritten label]; “Chlorolydella/ longirostris Villen./ L.P. Mesnil det., 1969”; “TYPE” [red label]; “EX/ L.-P. MESNIL/ COLLECTION 1970” (CNC).

Redescription. *Body length:* 8.1–9.6 mm.

Male. *Colouration* (Fig. 12a): Head ground colour black except genal groove, face, facial ridge and frontal vitta which are red. Head covered with whitish-grey reflecting microtomentum. Scape, pedicel and arista brownish-black; postpedicel black. Palpus yellow. Thorax black (only tip of scutellum dark red), covered with light grey reflecting microtomentum. Presutural area of scutum with 4, well defined, dark vittae; postsutural area of scutum, when viewed from behind, with 5 dark vittae, 3 vittae (i.e., lateral pair continuous with those on presutural area and 1 mid-dorsal) extending along entire length of postsutural area and 2 on anterior portion only and continuous with median pair on presutural area. Femora and tarsi black, tibiae mostly red but darkened ventrally near junction with femur and tarsus. Tegula black; basicosta reddish-brown. Wing membrane hyaline. Abdomen mostly black, entirely covered with dense, irregularly tessellate, grey, reflecting microtomentum.

Head (Fig. 12a–b): Frons 1.3–1.5 times as wide as compound eye in dorsal view. Inner and outer vertical setae long and robust (outer vertical seta laterocline). Ocellar seta strong, proclinate. Fronto-orbital plate with a row of 7–8 frontal setae and 2 irregular rows of mediocline setulae lateral to frontal setae. Frontal setae descending slightly below level of base of arista. Two upper reclinate orbital setae. Proclinate orbital setae absent. Parafacial flat, at its narrowest point about 1.5 times as wide as width of postpedicel. Facial ridge straight, with 1 row of robust, erect setae on lower 5/6; longest setae of facial ridge distinctly longer than width of postpedicel. Face concave. Postpedicel about 5 times as long as pedicel. Arista apparently bare, thickened on basal 1/2–2/3. First aristomere shorter than wide; second aristomere about as long as wide. Genal dilation well developed. Gena in profile about 0.25 times as high as compound eye. Occiput slightly convex. Lower occiput and postgena almost entirely covered with fine, pale setae. Palpus narrow, sub-cylindrical, 0.7 times as long as postpedicel. Prementum slender, 0.7–0.8 times as long as height of head; labella narrow and apically pointed.

Thorax: Four postpronotal setae, the 3 strong, basal setae arranged in a straight line; 1 strong anterior seta arising between inner and mid basal setae. Scutum with 3 + 3 acrostichal setae; 3 + 4 dorsocentral setae; 1 + 3 intra-alar setae; 1 or 2 inner and 1 outer posthumeral setae (as in Fig. 14a); 1 + 3 supra-alar setae (first postsutural supra-

alar seta longer than first postsutural dorsocentral seta and longer than notopleural setae); notopleuron with 2 strong setae, subequal in size; postalar callus with 2 or 3 setae (if 3, then 1 is weaker than notopleural setae). Anatergite bare. Prosternum with several long setulae on lateral margin. Proepisternal depression bare. Katepimeron with 3–5 relatively long setulae on anterior $1/2$ – $3/4$. Three katepisternal setae (2+1) (Fig. 12a). Anterior and posterior lappets of metathoracic spiracle unequal in size (posterior lappet larger, operculum-like). Scutellum with 1 pair of crossed apical setae (standing almost horizontal), about $2/3$ as long as subapical setae; 1 pair of subapical setae, 1 pair of lateral setae, and 1 pair of basal setae (a second smaller pair present in the holotype of *Phorocera majestica* Curran); lateral and basal setae subequal in size; 1 or 2 pairs of widely separated discal setae.

Legs: Fore tibia with 2 posterior setae. Preapical anterodorsal seta of fore tibia distinctly shorter than preapical dorsal seta. Fore claws at most as long as fifth tarsomere. Mid tibia with 2 anterodorsal setae. Submedian ventral seta of mid tibia present. Hind tibia with several anterodorsal setae, irregular in size (i.e., not forming a regular comb-like row). Preapical posteroventral seta of hind tibia distinctly shorter than preapical anteroventral seta. Hind tibia with 2 dorsal preapical setae.

Wing: Costal spine virtually indistinguishable from general costal setulae. Vein R_{4+5} with 3 setulae at base. Bend of vein M_1 nearly right-angled; wing membrane weakly creased for a short distance distal to bend in the holotype of *P. majestica*. Second costal section ventrally with a few setulae (only 1 on one side, probably not constant). Fourth costal section longer than sixth. Section of M_1 between crossveins r-m and dm-m clearly longer than section between dm-m and bend of M_1 . Section of M_1 between dm-m and bend of M_1 shorter than postangular section of M_1 . Cell r_{4+5} narrowly open at wing margin. Wing membrane uniformly covered with microscopic setulae.

Abdomen (Figs 12a, 14c): Ventral edges of syntergite 1+2 and tergites 3 and 4 entirely overlapping the corresponding sternites. Mid-dorsal depression of syntergite 1+2 extending to hind margin of syntergite. Syntergite 1+2 and tergite 3 with 1 pair of median marginal setae; tergite 4 with a complete row of regular marginal setae; tergite 5 covered with erect setae, not arranged in rows. General setulae of tergites 3 and 4 dorsolaterally decumbent, changing to slightly raised mid-dorsally. Tergites 3–5 without sexual patches. Tergite 5 about 0.8–0.9 times as long as tergite 4.

Female. Unknown.

Distribution. South Africa.

Remarks. The male holotype of *Phorocera longirostris* Villeneuve from the former Cape Colony of South Africa has not been located. Cooper and O'Hara (1996: 62) treated a male specimen in CNC from Krantzklouf, South Africa as the holotype because it was labelled as "TYPE" by Mesnil. It is possible that Villeneuve erred when noting the type locality and this specimen is truly the holotype, but an equally plausible explanation and the one accepted here is that the holotype is missing and Mesnil labelled another specimen from Villeneuve's collection as the type. There are other missing Villeneuve types and in time some of them may yet be found. We have elected not to treat the holotype of *P. longirostris* as lost and thus not to designate a neotype

to replace it, but we do accept the CNC specimen as conspecific based on the original description and Mesnil's labelling. We recommend its designation as the neotype of *P. longirostris* if such action is deemed necessary for nomenclatural stability in the future. The holotype of *Phorocera majestica* Curran is conspecific with the CNC specimen of *P. longirostris* and the two names are newly treated as synonyms.

***Myxophryxe murina* Cerretti & O'Hara, sp. n.**

<http://zoobank.org/C5A75E51-A4E2-4DC7-8041-CC95F3DE00AF>

Figs 12c–d, 14d

Type material. Holotype ♂: “Malaise trap/ mature/ Fynbos”; “RSA [Republic of South Africa]: Western Cape/ de Vasselot [error for de Vasselot] Nat[ural]. Res[erve]. at:/ 33°58.194'S 23°32.193'E/ 24–27.i.2009/ A. Kirk-Spriggs, S. Otto”; “Entomology Dept./ National Museum/ P.O. Box 265/ Bloemfontein 9300/ South Africa”; “BMSA (D)/ 0544” (NMB). Paratype ♂: same data as holotype but “BMSA (D)/ 0543” (MZUR).

Etymology. The species epithet derives from the Latin adjective *murinus*, meaning mouse-grey, referring to the colouration of the species.

Description. *Body length:* 9.8–10.4 mm.

Male differs from that of *M. longirostris* as follows:

Colouration (Figs 12c–d, 14d): Head ground colour black except genal groove and face, which are brownish-red. Microtomentum of head, thorax and abdomen yellowish-grey with golden reflections. Posterior 1/3 of scutellum reddish-brown. Antenna black. Palpus brown on proximal 2/3, shading into yellowish on distal 1/3. Legs black. Basicosta brownish-black. Abdomen black, entirely covered with dense, irregularly tessellate microtomentum.

Head (Fig. 12c–d): Frons 1.1–1.2 times as wide as compound eye in dorsal view. Fronto-orbital plate with a row of 7–8 frontal setae descending distinctly below level of base of arista. Parafacial slightly convex, at its narrowest point 1.2–1.3 times as wide as width of postpedicel. Facial ridge slightly convex, with 1 row of robust, erect setae on lower 3/4–4/5; longest setae of facial ridge about as long as width of postpedicel. Postpedicel 4.5–6.3 times as long as pedicel. Gena in profile 0.3–0.4 times as high as compound eye. Palpus slightly clubbed, 0.6–0.7 times as long as postpedicel. Prementum normal, 0.3–0.5 times as long as height of head (3.7–5.0 times as long as wide); labella normally developed and not pointed apically.

Thorax: Four or 5 postpronotal setae, 3 strong, basal setae arranged in a straight line; 1 strong anterior seta arising between inner and mid basal setae or in front of mid basal one; 1 smaller anterior seta (when present) arising in front of inner basal seta. Katepimeron with 1–3 short setulae on anterior 1/4.

Legs: Preapical anterodorsal seta of fore tibia about as long as preapical dorsal seta. Hind tibia with 3 dorsal preapical setae (mid-dorsal one distinctly shorter than anterodorsal preapical and posterodorsal preapical setae).




Figure 14. *Myxophryxe* Cerretti & O’Hara, gen. n. **a–b** head and scutum in dorsolateral view (colour coding of circles: green = base of inner posthumeral seta; red = base of outer posthumeral seta; blue = base of presutural supra-alar seta; yellow = base of presutural intra-alar seta) **a** *M. regalis* Cerretti & O’Hara, sp. n. (male holotype, NMB) **b** *M. satanas* Cerretti & O’Hara, sp. n. (male holotype, MZUR) **c–f** male abdomen in dorsal view **c** *M. longirostris* (Villeneuve) (holotype of *Phorocera majestica* Curran, SANC) **d** *M. murina* Cerretti & O’Hara, sp. n. (holotype, NMB) **e** *M. regalis* **f** *M. satanas*.

Wing: Costal spine well developed, at least as long as crossvein r-m. Second costal section ventrally bare.

Abdomen (Figs 12c, 14d): General setulae of tergites 3 and 4 slightly raised laterally and mid-dorsally. Tergite 5 0.9–1.0 times as long as tergite 4.

Female. Unknown.

Distribution. South Africa.

***Myxophryxe regalis* Cerretti & O’Hara, sp. n.**

<http://zoobank.org/A49A9629-494D-4C72-B390-67FD521BFDC7>

Figs 13a–b, 14a, e

Type material. Holotype ♂: “Malaise traps/ *Leucosidea* [error for *Leucosidea*] -/ dominated scrub”; “RSA [Republic of South Africa]: KZN [KwaZulu-Natal], Royal Natal N[ational]. P[ark]./ Thendele, 1600 m/ 28°42.378’S 28°56.083’E/ 15–17.ii.2010/

A.H. Kirk-Spriggs”; “Entomology Dept./ National Museum/ P.O. Box 265/ Bloemfontein 9300/ South Africa”; “BMSA (D)/ 20315” (NMB). Paratype ♂: same data as holotype but “BMSA (D)/ 20312” (MZUR).

Etymology. The species epithet derives from the latin adjective *regalis*, meaning royal.

Description. *Body length:* 8.5–9.6 mm.

Male differs from that of *M. longirostris* as follows:

Colouration (Figs 13a–b, 14e): Head ground colour black except genal groove, face and facial ridge which are red; frontal vitta blackish-brown. Scape, pedicel and arista blackish. Palpus basally brown, shading into yellow on distal 1/2. Thorax and legs black. Basicosta blackish-brown.

Head (Fig. 13a–b): Frons about 1.3 times as wide as compound eye in dorsal view. Outer vertical seta weakly developed and not or only barely distinguishable from postocular setae. Two or 3 upper reclinate orbital setae. Fronto-orbital plate with a row of 9–10 frontal setae descending to about level of base of arista. Parafacial slightly convex, at its narrowest point 1.8–2.2 times as wide as width of postpedicel. Facial ridge convex, with 2 rows of robust, erect setae on lower 5/6 (lateral row consisting of shorter setae); longest setae of facial ridge distinctly shorter than width of postpedicel. Postpedicel 3.9–4.3 times as long as pedicel. Gena in profile 0.4–0.5 times as high as compound eye. Palpus narrow, sub-cylindrical or slightly clubbed, 0.7 times as long as postpedicel. Prementum normally developed, 0.3–0.4 times as long as height of head; labella normally developed, not pointed.

Thorax: Four postpronotal setae, 3 strong, basal setae arranged in a straight line; 1 anterior seta arising almost in front of inner basal seta. Katepimeron bare. Apical scutellar setae convergent or crossed only at tips.

Legs: Fore claws broken off on both specimens (pulvilli about as long as fifth tarsomere).

Wing: Costal spine about as long as crossvein r-m. Second costal section ventrally bare. Cell r_{4+5} open at wing margin.

Abdomen (Fig. 14e): Tergite 5 about 0.85–0.90 times as long as tergite 4.

Female. Unknown.

Distribution. South Africa.

Myxophryxe satanas Cerretti & O'Hara, sp. n.

<http://zoobank.org/936FC9CB-EA99-4AA2-BF94-8F000F846182>

Figs 13c–d, 14b, f

Type material. Holotype ♂: “South Africa: Western Cape/ Gamkaskloof (Die Hel) at: / 33°21'49.60"S 21°37'40.97"E/ 16–18.x.2012, 336 m/ P. Cerretti, J. Stireman, J. O'Hara, / I. Winkler & A.H. Kirk-Spriggs”; “SA044” [voucher ID] (MZUR).

Remarks. Fore and mid right legs were removed from the fresh specimen and stored in pure ethanol in a vial for DNA extraction and sequencing (preserved at

Wright State University, OH, USA as part of the project “Phylogeny and Evolution of World Tachinidae (Diptera)” funded by the U.S. National Science Foundation, grant number DEB-1146269).

Etymology. The species epithet derives from the Latin noun *Sātānās*, meaning devil, and is inspired by the type locality “Die Hel”.

Description. *Body length:* 10.6 mm.

Male differs from that of *M. longirostris* as follows:

Colouration (Figs 13c–d, 14b, f): Frontal vitta blackish-brown. Scape and pedicel yellowish-red, arista black. Thorax ground colour black (including scutellum). Legs entirely black, only a little reddish at junction between femora and tibiae. Basicosta blackish-brown. Abdomen entirely black, dorsally mostly covered with dense, non tessellate, whitish reflecting microtomentum with 2 sagittally symmetrical, large, black spots on posteromedian portions of tergites 3–5 including bases of median marginal setae; small dark spots present also around other marginal setae of tergite 4 (Fig. 14f); ventral surface of abdomen in posteroventral view largely shiny black, mostly whitish microtomentose in lateral view (Fig. 13c).

Head (Fig. 13c–d): Frons 1.6 times as wide as compound eye in dorsal view. Fronto-orbital plate with a row of 7–8 frontal setae and 1 irregular row of mediocline short setulae lateral to frontal setae. Frontal setae descending below level of base of arista. Parafacial slightly convex, at its narrowest point 1.6 times as wide as width of postpedicel. Facial ridge slightly convex, with 1 or 2 rows of robust, erect setae on its whole length; longest setae of facial ridge distinctly longer than width of postpedicel. Face concave. Postpedicel 4.3 times as long as pedicel. Gena in profile about 0.4 times as high as compound eye. Palpus narrow, very slightly clubbed, 0.8 times as long as postpedicel. Prementum slender, about 0.6 times as long as height of head; labella narrow and apically pointed.

Thorax: Scutum with 0 + 3 intra-alar setae (first postsutural intra-alar very short, about 1/2 the length of second postsutural intra-alar seta); 1 posthumeral seta (i.e., outer posthumeral seta absent) (Fig. 14b). Katepimeron bare. Scutellum with 1 pair of crossed apical setae (standing almost horizontal), about 2/3–3/4 as long as subapical setae; 1 pair of widely separated discal setae.

Legs: Preapical anterodorsal seta of fore tibia about as long as preapical dorsal seta. Mid tibia with 2 strong anterodorsal setae, a third shorter anterodorsal seta present proximally. Hind tibia with 2 strong dorsal preapical setae subequal in size, and a third in anterodorsal position less than 1/2 as long as the others.

Wing: Vein R_1 with 1 setula dorsally only on right wing. Second costal section ventrally bare.

Abdomen (Figs 13c, 14f): Tergite 5 with irregular rows of erect marginal and discal setae. General setulae of tergites 3 and 4 decumbent. Tergite 5 about as long as tergite 4.

Female. Unknown.

Distribution. South Africa.

Key to males of the species of *Myxophryxe* gen. n.

- 1 Outer posthumeral seta absent (Fig. 14b). Anterodorsal preapical setae of fore tibia about as long as preapical dorsal seta.....**2**
- Outer posthumeral seta present (Fig. 14a, red circle). Anterodorsal preapical setae of fore tibia distinctly shorter than preapical dorsal seta.....**3**
- 2 Presutural intra-alar setae absent (Fig. 14b). Prementum long and slender, about 0.6 times as long as height of head; labella narrow and apically pointed (Fig. 13d). Abdomen dorsally mostly covered with dense, non tessellate, whitish reflecting microtomentum with 2 sagittally symmetrical, large, black spots on posteromedian portions of tergites 3–5 (Fig. 14f). Hind tibia with 2 dorsal preapical setae.....***M. satanas* sp. n.**
- Presutural intra-alar seta present (as in Fig. 14a, yellow circle). Prementum normally developed, 0.3–0.5 times as long as height of head; labella normally developed and not pointed apically (Fig. 12d). Abdomen entirely covered with yellowish-grey reflecting microtomentum, irregularly tessellate (Fig. 14d). Hind tibia with 3 dorsal preapical setae..... ***M. murina* sp. n.**
- 3 Facial ridge convex, with 2 rows of robust, erect setae (lateral row consisting of shorter setae); longest setae of facial ridge distinctly shorter than width of postpedicel (Fig. 13b). Parafacial slightly convex, at its narrowest point 1.8–2.2 times as wide as width of postpedicel. Prementum normally developed, 0.3–0.4 times as long as height of head; labella normally developed, not pointed (Fig. 13b). Gena in profile 0.4–0.5 times as high as compound eye.....
.....***M. regalis* sp. n.**
- Facial ridge straight, with one row of robust, erect setae; longest setae of facial ridge distinctly longer than width of postpedicel (Fig. 12b). Parafacial flat, at its narrowest point about 1.5 times as wide as width of postpedicel. Prementum slender, 0.7–0.8 times as long as height of head; labella narrow and apically pointed (Fig. 12b). Gena in profile about 0.25 times as high as compound eye..... ***M. longirostris* (Villeneuve)**

***Stiremania* Cerretti & O'Hara, gen. n.**

<http://zoobank.org/1BE107E1-FB25-410F-971C-9D59CECC596A>

Figs 15, 16

Type species. *Stiremania karoo* Cerretti and O'Hara sp. n., by present designation.

Etymology. Dedicated to our friend and colleague John O. Stireman III (Dayton, Ohio, USA).

Diagnosis. Compound eye nearly bare (scattered ommatrichia, when present, shorter than diameter of two eye facets). Ocellar seta well developed, proclinate. Frons broad, wider than compound eye in dorsal view. Two upper reclinate orbital setae. Parafacial



Figure 15. *Stiremania* Cerretti & O'Hara, gen. n. **a–b** habitus in lateral view of *S. karoo* Cerretti & O'Hara, sp. n. **a** male holotype (MZUR) **b** female paratype (MZUR) **c** *S. robusta* Cerretti & O'Hara, sp. n., habitus in lateral view (male holotype, NMDA).

broad, convex and entirely covered with short, black setulae. Face varying from moderately to deeply concave. Facial ridge straight or slightly concave, with fine, decumbent setae on lower 1/5 of its length. Lower facial margin not visible in lateral view. Lower occiput and postgena covered with mostly pale hair-like setulae. Vibrissa arising well above level of lower facial margin; subvibrissal ridge well developed, with a row of 4–5 subvibrissal setae subequal in size. Antenna short, at most as long as height of gena (Figs 15, 16a, c, e). Arista apparently bare; arista short and thickened on proximal 3/4. Palpus cylindrical. Prosternum with some setulae along lateral margin. Proepisternal depression bare. Proepisternal seta present. Postpronotum with 4 setae, the 3 strongest basal ones arranged in a line. Katepimeron bare. Three katepisternal setae (2+1). Three postsutural intra-alar setae. First postsutural supra-alar seta longer than notopleural setae and longer and stronger than first postsutural intra-alar seta. Four postsutural dorsocentral setae. Scutellum with




Figure 16. *Stiremania* Cerretti & O'Hara, gen. n. **a–b** *S. karoo* Cerretti & O'Hara, sp. n. (male holotype, MZUR) **a** head in lateral view **b** abdomen in dorsal view **c–d** *S. karoo* (female paratype, MZUR) **c** head in lateral view **d** abdomen in dorsal view **e–f** *S. robusta* Cerretti & O'Hara, sp. n. (male holotype, NMDA) **e** head in lateral view **f** abdomen in dorsal view.

4 pairs of marginal setae and 1 pair of discal setae: apical scutellar setae crossed or sub-parallel, horizontal or slightly tilted upwards. Wing cell r_{4+5} closed at wing margin, short petiolate or M_1 vein vanishing on membrane before reaching wing margin (Figs 15c, 16f). Wing membrane uniformly covered with microscopic setulae. Mid tibia with at least 3 anterodorsal setae and a strong submedian ventral seta. Hind coxa bare posterodorsally. Mid-dorsal depression of abdominal syntergite 1+2 reaching posterior margin of syntergite. Syntergite 1+2 and tergite 3 with 1 pair of median marginal setae. Tergite 4 with a complete row of marginal setae. Tergites 3 and 4 without median discal setae.

Remarks. A robust body, broad head and wide parafacial covered with short setae make specimens of *Stiremania* easily mistaken for those of *Sturmiopsis* and *Pseudalomyia*. However, *Sturmiopsis* is characterized by having the antenna distinctly longer than height of the gena, parafacial not wider than width of postpedicel, two katepisternal setae, and mid tibia with two anterodorsal setae. Also, females of *Sturmiopsis* species produce macrotype, membranous eggs, thus placing the genus in the tribe Eryciini. Females of *Stiremania karoo*, on the other hand, produce microtype, plano-convex eggs, which is the reproductive strategy of goniines. Within the Goniini, *Stire-*

mania is similar and perhaps closely related to *Pseudalsomyia* with which it shares, in addition to the character states it shares with both *Sturmiopsis* and *Pseudalsomyia*, a very short and narrow antenna and broadly convex parafacial. *Pseudalsomyia* differs from *Stiremania* by having one upper reclinate orbital seta, vibrissa almost indistinct from setae on facial ridge, two lateral scutellar setae, two katepisternal setae, mid tibia with one anterodorsal seta, and male possessing sexual patches on abdominal tergites 3 and 4. We have determined that the two new species described below do not fit within the limits of an existing genus and propose for them the new genus *Stiremania*.

***Stiremania karoo* Cerretti & O'Hara, sp. n.**

<http://zoobank.org/7BAD63C-3B54-4783-B26C-47273E2A39B1>

Figs 15a–b, 16a–d

Type material. Holotype ♂: “South Africa: Western Cape/ Gamkaskloof (Die Hel) at: / 33°22'5.90"S 21°37'19.43"E/ 17–18.x.2012, 336 m (hilltop)/ P. Cerretti, J. Stireman, J. O'Hara, / I. Winkler & A.H. Kirk-Spriggs”; “SA033” [voucher ID] (MZUR). Paratype ♀: same data and depository as holotype.

Remarks. The mid and hind right legs of the holotype and paratype were removed from the fresh specimens and stored in pure ethanol in a vial for DNA extraction and sequencing (preserved at Wright State University, OH, USA as part of the project “Phylogeny and Evolution of World Tachinidae (Diptera)” funded by the U.S. National Science Foundation, grant number DEB-1146269).

Etymology. The specific epithet is a noun in apposition. Named after the Karoo region.

Description. *Body length:* 8–9 mm.

Male. *Colouration* (Figs 15a, 16a–b): Head ground colour black except genal groove, which is dark brown. Head covered with grey microtomentum, more reflecting on parafacial than fronto-orbital plate. Antenna black. Palpus reddish-yellow. Thorax black (only apical 1/2–1/3 of scutellum dark red), covered with grey reflecting microtomentum. Presutural area of scutum with 4, not well defined, dark vittae; postsutural area of scutum, when viewed from behind, with 4 dark vittae, 2 vittae (i.e., lateral pair continuous with those on presutural area) extending along entire length of postsutural area and 2 on anterior portion only and continuous with median pair on presutural area. Legs black. Tegula and basicosta black. Wing membrane hyaline, veins brownish-black. Abdomen mostly black with posterior 1/2–3/4 of tergite 5 reddish-yellow (Fig. 16b), covered with irregularly tessellate grey reflecting microtomentum.

Head (Figs 15a, 16a): Frons 1.2 times as wide as compound eye in dorsal view. Inner vertical setae well developed, reclinate. Outer vertical seta not differentiated from postocular setae. Ocellar seta strong, proclinate. Fronto-orbital plate with a row of 8–10 frontal setae and several fine mediocline setulae lateral to frontal setae. Frontal setae descending to about level of distal margin of pedicel. Two upper reclinate orbital setae. Proclinate orbital setae absent. Parafacial convex, at its narrowest point about 2.6 times as wide as width of postpedicel. Face moderately concave, antennae only

partly hidden from view in profile (Figs 15a, 16a). Facial ridge concave, with a few decumbent setulae on lower 1/5. Postpedicel about 2.1 times as long as pedicel. Arista short, apparently bare, thickened on basal 4/5 to tip. First aristomere shorter than wide; second aristomere about as long as wide. Genal dilation well developed. Gena in profile about 0.6 times as high as compound eye. Occiput slightly convex. Upper occiput with 1 or 2 irregular rows of black setulae behind postocular row. Lower occiput and postgena almost entirely covered with fine, pale setae. Genal dilation with black setulae only. Palpus narrow, sub-cylindrical, 1.2–1.5 times as long as postpedicel, with setulae along whole length. Prementum short, about 0.2–0.3 times as long as height of head; labella normally developed.

Thorax: Four postpronotal setae, the 3 strong, basal setae arranged in a straight line; 1 strong anterior seta arising between inner and mid basal setae. Scutum with 3 + 3 acrostichal setae; 3 + 4 dorsocentral setae; 1 + 3 intra-alar setae; 1 or 2 inner and 1 outer posthumeral setae; 1 + 3 supra-alar setae (first postsutural supra-alar seta longer than first postsutural dorsocentral seta and longer than notopleural setae); notopleuron with 2 strong setae, subequal in size; postalar callus with 2 or 3 setae (if 3, then 1 is weaker than notopleural setae). Anatergite bare. Prosternum with several long setulae on lateral margin. Proepisternal depression bare. Katepimeron bare. Three katepisternal setae (2+1). Anterior and posterior lappets of metathoracic spiracle unequal in size (posterior lappet larger, operculum-like). Scutellum with 1 pair of crossed apical setae (standing almost horizontal), 1/2–2/3 as long as subapical setae; 1 pair of subapical setae, 1 or 2 pairs of lateral setae, and 1 pair of basal setae; lateral and apical setae subequal in size; 1 or 2 pairs of discal setae (medial pair convergent or apically crossed).

Legs: Fore tibia with 2 posterior setae. Preapical anterodorsal seta of fore tibia about 4/5 the length of preapical dorsal seta. Fore claws about 1.2 times as long as fifth tarsomere. Mid tibia with 3–5 anterodorsal setae (2 distinctly longer than the others). Submedian ventral seta of mid tibia present. Hind tibia with several anterodorsal setae, more or less regular in size, with 1 longer seta arising at about midlength. Preapical posteroventral seta of hind tibia distinctly shorter than preapical anteroventral seta. Hind tibia with 2 dorsal preapical setae.

Wing: Costal spine virtually indistinguishable from general costal setulae. Vein R_{4+5} with 4–5 setulae at base. Vein M_1 complete (i.e., reaching wing margin). Bend of vein M_1 obtuse-angled. Second costal section ventrally bare. Fourth costal section longer than sixth. Section of M_1 between crossveins r-m and dm-m clearly longer than section between dm-m and bend of M_1 . Section of M_1 between dm-m and bend of M_1 shorter than postangular section of M_1 . Cell r_{4+5} closed at wing margin or short petiolate.

Abdomen (Figs 15a, 16b): Ventral edges of syntergite 1+2 and tergites 3 and 4 entirely overlapping the corresponding sternites. Syntergite 1+2 and tergite 3 with 1 pair of median marginal setae; tergite 4 with a complete row of regular marginal setae; reddish-yellow portion of tergite 5 covered with erect setae, not arranged in rows. General setulae of tergites 3 and 4 dorsolaterally decumbent, changing to slightly raised mid-dorsally. Tergites 3–5 without sexual patches. Tergite 5 about 0.8–0.9 times as long as tergite 4.

Female (Figs 15b, 16c–d) differs from male as follows. Scape and pedicel yellow. Frons 1.3 times as wide as compound eye in dorsal view. Fronto-orbital plate with 2 proclinate orbital setae. Parafacial convex, at its narrowest point about 3.0 times as wide as width of postpedicel. Postpedicel about 1.8 times as long as pedicel. Fore claws distinctly shorter than fifth tarsomere.

Distribution. South Africa.

***Stiremania robusta* Cerretti & O’Hara, sp. n.**

<http://zoobank.org/E99E8779-E219-4342-AF06-9C9D478E8139>

Figs 15c, 16e–f

Type material. Holotype ♂: “Capland/ Willowmore/ März 1935/ Dr. Brauns” (NMDA).

Etymology. The specific epithet derives from the Latin adjective *robustus* meaning stout, alluding to the robustness of this species, mostly due to its thick, short legs.

Description. *Body length:* 8–9 mm.

Male differs from that of *S. karoo* as follows:

Colouration (Figs 15c, 16e–f): Fronto-orbital plate, parafacial and upper occiput blackish-brown; frontal vitta brown; lower occiput, postgena, gena, genal groove, facial ridge, and face yellowish-red in ground colour. Head covered with grey microtomentum, denser on parafacial than fronto-orbital plate. Antenna yellow. Palpus yellow. Thorax mostly brown especially on scutum, largely reddish-yellow on pleura. Legs mostly brownish-yellow. Basicosta yellow. Wing membrane hyaline, veins yellowish. Abdomen yellowish-red ventrally, laterally and dorsolaterally, shading into brown dorsomedially. Syntergite 1+2 microtomentose only on mid-dorsal depression; tergites 3–5 with a narrow basal band of whitish-grey reflecting microtomentum, which is medially expanded into a triangular prolongation almost reaching posterior margins of tergites (Fig. 16f).

Head (Figs 15c, 16e): Frontal setae descending to about level of middle of pedicel. Parafacial convex, at its narrowest point about 3–4 times as wide as width of postpedicel. Face deeply concave, antennae entirely hidden from view in profile. Facial ridge straight, with a few decumbent setulae on lower 1/5. Upper occiput with 1 irregular row of black setulae behind postocular row. Palpus sub-cylindrical, about as long as postpedicel, with several setulae along whole length. Prementum short, about 0.20 times as long as height of head.

Thorax: Two inner and 1 outer posthumeral setae. Apical scutellar setae erect and subparallel; 2 pairs of lateral scutellar setae.

Legs: Fore tibia with 2 posterior setae. Preapical anterodorsal seta of fore tibia about 2/3 the length of preapical dorsal seta. Fore claws about 0.8–0.9 times as long as fifth tarsomere. Preapical posteroventral seta of hind tibia well developed and about as long as preapical anteroventral seta.

Wing: Bend of vein M_1 obtuse-angled; postangular section of M_1 incomplete, being very faint from about halfway between bend and wing margin, then vanishing into

the membrane and not reaching wing margin (Figs 15c, 16f). Section of M_1 between crossveins r-m and dm-m clearly longer than section between dm-m and bend of M_1 . Section of M_1 between dm-m and bend of M_1 longer than postangular section of M_1 .

Abdomen (Fig. 16f): General setulae of tergites 3–5 dorsally short and decumbent; ventrally long and suberect. Tergites 4 and 5 with a symmetrical pair of sexual patches consisting of a carpet of curled microtrichia: in dorsal position on tergite 4, in dorso-lateral position on tergite 5. Tergite 5 about 0.7 times as long as tergite 4.

Female. Unknown.

Distribution. South Africa.

Key to species of *Stiremania* gen. n.

- 1 Postpedicel black. Abdomen mostly black with posterior 1/2–3/4 of tergite 5 reddish-yellow (Figs 15a–b, 16b, d), covered with irregularly tessellate grey reflecting microtomentum. Basicosta black. Vein M_1 complete (i.e., reaching wing margin) and postangular section of M_1 normal, similar in thickness to adjacent veins. Male: Fore claws about 1.2 times as long as fifth tarsomere; abdominal tergites 4 and 5 without sexual patches.....***S. karoo* sp. n.**
- Postpedicel yellow. Abdomen yellowish-red ventrally, laterally and dorsolaterally, shading into brown dorsomedially. Syntergite 1+2 microtomentose only on mid-dorsal depression; tergites 3–5 with a narrow band of whitish-grey reflecting microtomentum basally, medially expanding into a triangular prolongation (Fig. 16f). Basicosta yellow. Vein M_1 incomplete, postangular section very faint from about halfway between bend and wing margin, then vanishing into the membrane (Figs 15c, 16f). Male: Fore claws about 0.8–0.9 times as long as fifth tarsomere; abdominal tergites 4 and 5 with sexual patches..... ***S. robusta* sp. n.**

Tachininae, Leskiini

Austrosolieria Cerretti & O'Hara, gen. n.

<http://zoobank.org/BDA16828-0545-4EDB-B57A-6A0CA8746C63>

Figs 17, 18

Type species. *Austrosolieria londti* Cerretti & O'Hara, sp. n., by present designation.

Etymology. *Austrosolieria* is a composite word formed from the prefix of the Latin adjective *austrinus*, meaning southern, and the generic name *Solieria* Robineau-Desvoidy, which is morphologically similar.

Diagnosis. Compound eye bare. Ocellar setae well developed, proclinate. Frons 1.2–1.6 times as wide as compound eye in dorsal view. Parafacial bare, convex, at its narrowest point 1.1–1.3 times as wide as width of postpedicel. Facial ridge convex (slightly




Figure 17. *Austrosolieria londti* Cerretti & O'Hara, sp. n. (male holotype, NMDA) **a** habitus in lateral view **b** head in lateral view **c** abdomen in dorsal view.

concave just above vibrissa), with 2–3 fine setulae on lower 1/6. Lower facial margin not warped forward and not visible in lateral view. Postpedicel sub-rectangular (more or less sharply pointed at apex in male), about 1.4–1.6 times as long as pedicel. Arista apparently bare; thickened on approximately basal 1/4. First aristomere shorter than wide; second aristomere about as long as wide. Genal dilation well developed, with several strong setae on anterior 1/2. Gena in profile 0.4–0.6 times as high as compound eye. Lower occiput and postgena covered with mostly pale hair-like setulae. Upper occiput with at least a few black occipital setulae. Vibrissa well developed, arising at level of lower facial margin. Prementum short and relatively narrow, palpus clubbed, well developed. Prosternum and proepisternal depression bare. Proepisternal seta present, well developed. Postpronotum with 2–5 setae. Katepimeron bare. Three katepisternal setae (2+1). Presutural intra-alar seta absent. Two or 3 postsutural intra-alar setae (if 2, then setae separated by a distance less than that between first seta and transverse suture). First postsutural supra-alar seta shorter than notopleural setae and first postsutural dorsocentral seta. Two or 3 presutural and 3 postsutural dorsocentral setae. Zero to 2 presutural acrostichal setae. Scutellum with 2 pairs of strong, slightly diverging marginal setae subequal in size: basal and subapical. Costal spine strong, 1.5–3.5 times as long as crossvein r-m (Fig. 18g–h). Second costal section setulose ventrally. Veins R_1 and M_1 bare. Base of vein R_{4+5} with 2–3 strong setulae or a tuft of setulae. Wing cell r_{4+5} closed at wing margin or nearly so. Bend of vein M_1 obtuse. Fore tibia with 2 posterior setae. Preapical anterodorsal seta of fore tibia longer than preapical dorsal seta. Mid tibia with 2–4 anterodorsal setae and a strong submedian ventral seta. Preapical posteroventral seta of hind tibia at most 1/2 as long as preapical anteroventral seta. Hind coxa bare posterodorsally. Mid-dorsal depression of abdominal syntergite 1+2 reaching posterior margin of syntergite. Syntergite 1+2 and tergite 3 with 1 pair of median marginal setae. Tergites 4 and 5 with a complete row of marginal setae. Tergites 3–5 without median discal setae.

Remarks. To our knowledge, species of *Austrosolieria* are not easily confused with those of any other Afrotropical genus. However, the habitus of *Austrosolieria* species and the combination of a wide frons, bare prosternum, three postsutural dorsocentral setae,




Figure 18. *Austrosolieria* Cerretti & O'Hara, gen. n. **a** *A. londti* Cerretti & O'Hara, sp. n., habitus in lateral view (female paratype, NMDA) **b** *A. freidbergi* Cerretti & O'Hara, sp. n., habitus in lateral view (female holotype, TAU) **c–d** head in lateral view **c** *A. londti* **d** *A. freidbergi* **e–f** abdomen in dorsal view **e** *A. londti* **f** *A. freidbergi* **g–h** wing **g** *A. londti* **h** *A. freidbergi*.

two strong marginal scutellar setae (subapical and basal), hind tibia with short and weak preapical posteroventral seta, and costal spine well developed, are reminiscent of the Palearctic genera *Solieria*, *Bithia* Robineau-Desvoidy, and, in part, *Clausicella* Rondani. *Austrosolieria* differs from these by having the lower facial margin not protruding and not visible in lateral view, fore tibia with preapical anteroventral seta distinctly longer than preapical dorsal seta, and postpedicel more or less sharply pointed at apex in male. We have determined that the two new species described below do not fit within the limits of an existing tachinid genus and propose for them the new genus *Austrosolieria*.

***Austrosolieria freidbergi* Cerretti & O'Hara, sp. n.**

<http://zoobank.org/69EA1FA6-9FA5-4BD6-8EC3-BFF0743E1582>

Fig. 18b, d, f, h

Type material. Holotype ♀: 66076. MALAWI:/ Nyika National Park/ forest, 15km N Chelinda/ 10°30.1'S 33°48.8'E/ 29.xii.2009 2368m/ A. FREIDBERG (TAU).

Etymology. Dedicated to our colleague Amnon Freidberg (TAU), who collected the holotype.

Description. *Body length:* ca. 7 mm.

Female. *Colouration* (Fig. 18b, d, f, h): Head ground colour black. Head covered with grey, iridescent reflecting microtomentum: head when seen in anterodorsal view with a dark spot on upper parafacial between lowest frontal seta and compound eye margin; when seen in anteroventral view, parafacial appearing dark with two grey reflecting spots, one on lowest corner of parafacial and one between lowest frontal seta and compound eye margin (corresponding to dark spot visible in anterodorsal view). Antenna black. Palpus reddish-yellow. Thorax black in ground colour, with grey reflecting microtomentum. Presutural area of scutum with 3 broad dark vittae; postsutural area of scutum, when viewed from behind, more or less uniformly dark. Legs black. Tegula reddish-brown; basicosta yellow. Wing membrane mostly hyaline except for dark infuscations around crossveins r-m and dm-m, and a slightly smoky area along postangular section of M_1 . Abdomen black, covered with irregularly tessellate grey reflecting microtomentum.

Head (Fig. 18b, d): Frons about 1.6 times as wide as compound eye in dorsal view. Inner vertical seta well developed, reclinate. Outer vertical seta well developed. Ocellar seta proclinate. Fronto-orbital plate with a row of 7–8 frontal setae descending to about level of middle of pedicel. One weak upper laterocline orbital seta. Fronto-orbital plate with 2 proclinate orbital setae and a few short setulae lateral to frontal row. Parafacial convex, at its narrowest point about 1.2 times as wide as width of postpedicel. Face moderately concave, antennae not concealed from view in profile. Facial ridge concave, with 1–2 decumbent setulae just above vibrissa. Postpedicel subrectangular with dorsoapical tip pointed, about 1.5 times as long as pedicel. Arista thickened on basal 1/4–1/3. Genal dilation well developed with robust setae anteriorly. Gena in profile about 0.6 times as high as compound eye. Occiput convex. Upper occiput with 1 or 2 irregular rows of black setulae behind postocular row. Lower occiput and postgena with a few fine, pale setulae. Palpus strongly clubbed and covered with stout setulae; palpus about twice the length of prementum. Prementum short and labella reduced.

Thorax: Two postpronotal setae. Scutum with 1 + 0 acrostichal setae; 2 + 3 dorso-central setae; 0 + 2 intra-alar setae (distance between postsutural intra-alar setae less than distance between anterior seta and transverse suture); 1 (inner) posthumeral seta; 1 + 3 supra-alar setae; notopleuron with 2 strong setae, subequal in size; postalar callus with 2 setae. Anatergite bare. Metathoracic spiracle small and rounded, anterior and posterior lappets subequal in size.

Legs: Fore tibia with 4 anterodorsal setae. Fifth fore tarsomere enlarged, ovoid. Fore claws shorter than fifth tarsomere. Mid tibia with 4 anterodorsal setae (median

2 distinctly longer than the others). Hind tibia with 2–4 (asymmetrical) anterodorsal setae, unequal in size. Hind tibia with 2 dorsal preapical setae.

Wing. Base of vein R_{4+5} with a tuft of 5–10 setulae. Bend of vein M_1 obtuse, with a short appendix. Section of M_1 between crossveins r-m and dm-m about as long as section between dm-m and bend of M_1 . Section of M_1 between dm-m and bend of M_1 longer than postangular section of M_1 . Cell r_{4+5} closed at wing margin. Wing membrane uniformly covered with microscopic setulae. Crossvein r-m with two stubs; crossvein dm-m not linear; i.e., developed into a sieve-like shape (Fig. 18h) [this may be teratological, though present in both wings].

Distribution. South Africa.

***Austrosolieria londti* Cerretti & O'Hara, sp. n.**

<http://zoobank.org/182132B1-26C0-4BF2-924E-5B797EF0335A>

Figs 17, 18a, c, e, g

Type material. Holotype ♂: S[ou]TH AFRICA: K[wa]Z[ulu]-Natal/ Garden Castle Nat[ure] Res[erve]/ 29°44'51"S 29°12'36"E/ 25.i.2005 J.G.H. Londt/ 1790m Open grassland/ Resting on large rocks (NMDA). Paratype ♀: same data as holotype (NMDA).

Etymology. Dedicated to our colleague Jason G.H. Londt (KwaZulu-Natal Museum, Pietermatizburg, South Africa), who collected the types.

Description. *Body length:* ca. 8 mm.

Male. *Colouration* (Fig. 17): Fronto-orbital plate, occiput and genal dilation black in ground colour; frontal vitta dark brown; remainder of head pale yellow. Head covered with white to grey reflecting microtomentum. Antenna with scape and pedicel yellow, postpedicel mostly black except yellowish on inner basal portion. Palpus yellow. Thorax black in ground colour, with grey reflecting microtomentum. Presutural area of scutum with 4 dark vittae; median pair narrow, running straight from transverse suture to prothorax; lateral pair short, varying from subtriangular to subrectangular, not reaching posteriorly to transverse suture and ending anteriorly before base of posthumeral seta. Femora mostly dark brown to black but red apically and on distal third ventrally; tibiae yellow; tarsi proximally yellow shading into brown distally. Tegula reddish-brown; basicosta yellow. Wing membrane hyaline. Abdominal syntergite 1+2 and tergite 3 extensively red dorsolaterally and with a black median vitta; tergites 4 and 5 entirely black in ground colour. Tergites 3–5 with a narrow basal band of grey reflecting microtomentum.

Head (Fig. 17a, b): Frons about 1.2 times as wide as compound eye in dorsal view. Fronto-orbital plate with a row of 8–9 frontal setae descending to about level of middle of pedicel. One upper latero-clinate orbital seta, one upper medio-reclinate orbital seta. Fronto-orbital plate with 3–4 proclinate orbital setae and a few short setulae lateral to frontal row. Parafacial convex, at its narrowest point 1.2–1.3

times as wide as width of postpedicel. Postpedicel subrectangular with dorsoapical tip pointed, about 1.6 times as long as pedicel. Gena in profile about 0.4 times as high as compound eye. Upper occiput with 1 irregular row of black setulae behind postocular row. Palpus clubbed and covered with stout setulae; prementum short, about 2/3 the length of palpus.

Thorax: Four to 6 postpronotal setae, the 3 strongest basal setae arranged in a line. Scutum with 1–2 + 0 acrostichal setae; 3 + 3 dorsocentral setae; 0 + 2–3 intra-alar setae (if 2, then distance between postsutural intra-alar setae shorter than distance between anterior seta and transverse suture). Metathoracic spiracle small and rounded, posterior lappet slightly larger than anterior one.

Legs: Fore tibia with 4–7 anterodorsal setae. Fore claws about as long as fifth tarsomere. Mid tibia with 2–4 anterodorsal setae (median 2 distinctly longer than the others). Hind tibia with 6–8 anterodorsal setae, unequal in size.

Wing: Base of vein R_{4+5} with 2–3 strong setulae. Bend of vein M_1 obtuse and rounded. Section of M_1 between crossveins r-m and dm-m slightly longer than section between dm-m and bend of M_1 . Section of M_1 between dm-m and bend of M_1 longer than postangular section of M_1 . Crossveins r-m and dm-m normal.

Female differs from male as follows. Abdomen (Fig. 18e) mostly black in ground colour (dark brown laterally on syntergite 1+2), entirely covered with thick, iridescent, grey microtomentum. Frons about 1.4 times as wide as compound eye in dorsal view. Fronto-orbital plate with 2 proclinate orbital setae. Fifth fore tarsomere enlarged, ovoid; fore claws shorter than fifth tarsomere.

Distribution. South Africa.

Key to species of *Austrosolieria* gen. n.

- 1 Head ground colour black, covered with grey, iridescent reflecting microtomentum; head when seen in anterodorsal view showing a dark spot on upper parafacial (Fig. 18b, d). Antenna black. Presutural area of scutum with 3 broad dark vittae. Wing membrane with dark infuscations around crossveins r-m and dm-m, and a slightly smoky area along postangular section of M_1 (Fig 18h). Scutum with 2 presutural dorsocentral setae. Base of vein R_{4+5} with a tuft of 5–10 setulae. Bend of vein M_1 with a short appendix (Fig 18h). Female: Frons about 1.6 times as wide as compound eye in dorsal view....***A. freidbergi* sp. n.**
- Head ground colour not entirely black: anterior part of fronto-orbital plate, parafacial and face yellow; microtomentum of head non-iridescent (Figs 17a–b, 18a, c). Antennal scape and pedicel yellow. Presutural area of scutum with 4 dark vittae. Wing membrane hyaline (Fig. 18g). Scutum with 3 presutural dorsocentral setae. Base of vein R_{4+5} with 2–3 setulae. Bend of vein M_1 without an appendix (Fig. 18g). Female: Frons about 1.4 times as wide as compound eye in dorsal view.....***A. londti* sp. n.**

Acknowledgements

A large taxonomic catalogue like this one is never entirely accurate and complete in the nomenclatural and type information it presents because such works rely on the compilation and verification of data contained within hundreds of publications spanning about 250 years and type specimens housed in a multitude of collections. Within this context, we are especially indebted to the numerous curators and colleagues who assisted this project by providing us with information about their holdings and/or welcoming us into their institutions so we could study for ourselves the tachinid collections therein. We are especially thankful for the assistance of the following: Paolo Audisio and Maurizio Mei (MZUR), David A. Barraclough (University of KwaZulu-Natal, Durban), Luca Bartolozzi (MZF), Ben Brugge (RMNH), Eliane de Coninck and Marc De Meyer (MRAC), Christophe Daugeron and Emmanuel Delfosse (MNHN), Wouter Dekoninck and Patrick Grootaert (IRSNB), Amnon Freidberg (TAU), David A. Grimaldi (AMNH), Ashley H. Kirk-Spriggs (NMB), Dawn Larsen (SAMC), Franco Mason (Corpo Forestale dello Stato, Verona, Italy), Burgert Müller and Mike Mostovski (NMDA), Andrey L. Ozerov (ZMUM), Thomas Pape (ZMUC), Roberto Poggi (MCSN), Fabrizio Rigato (MSMN), Peter Sehna (NHMW), Hiroshi Shima (Kyushu University Museum, Hakozaki, Fukuoka), Hans-Peter Tschorsnig (SMNS), Ros Urban (SANC), Nigel Wyatt and Daniel Whitmore (BMNH), Norman E. Woodley (USNM) and Joachim Ziegler (ZMHB).

It is our pleasure to thank fellow dipterist Neal L. Evenhuis (Bernice Pauahi Bishop Museum, Honolulu, USA) for his thoughts and advice on nomenclatural and bibliographic issues. We participated in an expedition to South Africa in 2012 with Ashley H. Kirk-Spriggs (NMB), John O. Stireman III (Wright State University, Dayton, USA) and Isaac S. Winkler (Linfield College, McMinnville, USA) and thank them for their companionship in the field and their willingness to share specimens with us for this study. Dominique Martiré (Réunion) provided an image of a *Cylindromyia* specimen captured on Réunion that is the basis for our record of *Cylindromyia soror* from the island. JEOH thanks his colleagues in Ottawa for discussions about nomenclatural and other matters, in particular Patrice Bouchard, Scott E. Brooks, Jeffrey M. Cumming, Bradley J. Sinclair and Jeffrey H. Skevington. For technical assistance in Ottawa, JEOH thanks Alan J. Fleming, Shannon J. Henderson, and Victoria Nowell. For technical assistance in Verona, PC thanks Giuseppe Lo Giudice, Massimo Lopresti and Mara Tisato. Stephen A. Marshall kindly allowed us to use five of his magnificent images of live Afrotropical tachinids to grace our cover and to illustrate each of the four subfamilies. We are especially grateful for the encouragement and advice of our mentor and friend, D. Monty Wood (CNC), who is an inspiration to us in our work on the Tachinidae. Reviewers H. Shima and J.O. Stireman are respectfully acknowledged for accepting the task of reviewing our lengthy manuscript, for spotting some errors that escaped our notice, and for suggesting changes that have improved the paper. Lastly, we extend a special thanks to editor Daniel Whitmore, whose meticulous and insightful editing of the manuscript led to valuable improvements. This work was supported in part by U.S. National Science Foundation grant DEB-1146269.

References

The references below were examined and the citations checked for accuracy. Multiple works published by an author or authors within the same year are arranged chronologically, as best this could be determined from dates given in the original works or printed elsewhere in the same journals, or from dates researched and recorded by other authors (e.g., Evenhuis 1989b, 1990, 1997, 2003, 2014; Thompson et al. 1999). The year of publication is given as the year in which the work was published; if the work itself bears a different date, generally earlier but rarely later (e.g., Walker 1860), then that date is given in square brackets after the volume number of the journal. Printed pages that are unnumbered are given in square brackets. Plates are cited only if they are numbered separately from other pages in the work. If the work was reissued, usually as a separate (if first published in a journal) or in a journal (if first published as a separate), then the work as first published is cited first and the reissue is cited in a note after the citation.

Works published in Chinese, Japanese, Russian and Serbian are cited in English and the original language is given in a note in square brackets after the citation. If an English title is given in such a work (or more rarely, a title in German or French), then that title is cited exactly as given. If a translated title is not given in the work then we provide one in English and place it in square brackets. Similarly, if a work in any language does not have a proper title then we provide a title in square brackets (e.g., Bigot 1885).

Agassiz L (1846a) *Nomina systematica generum dipterorum, tam viventium quam fossilium, secundum ordinem alphabeticum disposita, adjectis auctoribus, libris in quibus reperiuntur, anno editionis, etymologia et familiis ad quas pertinent.* [Pt. 4], [vi] + 42 pp. In: Agassiz L, *Nomenclator zoologicus, continens nomina systematica generum animalium tam viventium quam fossilium, secundum ordinem alphabeticum disposita, adjectis auctoribus, libris, in quibus reperiuntur, anno editionis, etymologia et familias, ad quas pertinent, in singulis classibus.* Fasc. IX/X: *Titulum et praefationem operis, Mollusca, Lepidoptera, Strepsiptera, Diptera, Myriapoda, Thysanura, Thysanoptera, Suctoria, Epizoa et Arachnidas.* Jent & Gassman, Soloduri [= Solothurn, Switzerland].

Agassiz L (1846b) *Nomenclatoris zoologici index universalis, continens nomina systematica classium, ordinum, familiarum et generum animalium omnium, tam viventium quam fossilium, secundum ordinem alphabeticum unicum disposita, adjectis homonymiis plantarum, nec non variis adnotationibus et emendationibus.* [= Fasc. XII] Jent & Gassman, Soloduri [= Solothurn, Switzerland]. viii + 393 pp. [This work has often been dated as 1847 (e.g., Smith et al. 1980: 894) but a publication date of 29 December 1846 or earlier was established by Evenhuis (1997: 50–52).]

Aldrich JM (1905) *A catalogue of the North American Diptera (or two-winged flies).* Smithsonian Miscellaneous Collections 46 (2): 1–680.

Aldrich JM (1926a) *Notes on muscoid flies with retracted hind crossvein, with key and several new genera and species.* Transactions of the American Entomological Society 52: 7–28.

- Aldrich JM (1926b) Descriptions of new and little known Diptera or two-winged flies. Proceedings of the United States National Museum 69 (Art. 22) [= No. 2648]: 1–26. doi: 10.5479/si.00963801.69-2648.1
- Aldrich JM (1927) Redescription of types of American muscoid flies in the collection of the Vienna Natural History Museum with incidental notes. Proceedings of the United States National Museum 72 (Art. 7) [= No. 2703] [1928]: 1–35. doi: 10.5479/si.00963801.72-2703.1
- Aldrich JM (1928) Note on *Prosenia sibirita* Fabr. and related forms (Dipt.). Entomologische Mitteilungen 17: 130–131.
- Andersen S (1996) The Siphonini (Diptera: Tachinidae) of Europe. Fauna Entomologica Scandinavica 33: 1–146.
- Arnaud PH Jr (1963) Types of the Tachinidae (Diptera) in the American Museum of Natural History. Bulletin of the American Museum of Natural History 125: 101–137.
- Arnaud PH Jr (1982) The Mario Bezzi Diptera Collection, with remarks on the types of Tachinidae. Memoirs of the Entomological Society of Washington 10: 8–14.
- Arnaud PH Jr, Owen TC (1981) Charles Howard Curran (1894–1972). Myia 2: vi + 393 pp.
- Aubertin D (1933) Notes on certain species of the genus *Orthellia*, with a description of one new species. Annals and Magazine of Natural History (Ser. 10) 11: 139–144.
- Austen EE (1909) Ruwenzori expedition reports. 10. Diptera. Transactions of the Zoological Society of London 19: 85–102 + pl. III.
- Báez M, Herting B, Tschorsnig H-P (1986) The Tachinidae (Diptera) of the Canary Islands. Stuttgarter Beiträge zur Naturkunde. Serie A (Biologie) 394: 1–15.
- Banks N (1913) New exotic neuropteroid insects. Proceedings of the Entomological Society of Washington 15: 137–143.
- Baranov N (1932) Zur Kenntnis der formosanischen Sturmiiden (Dipt. Larvaevor.). Neue Beiträge zur Systematischen Insektenkunde 5: 70–82.
- Baranov N (1934) Übersicht der orientalischen Gattungen und Arten des *Carcelia*-Komplexes (Diptera: Tachinidae). Transactions of the Royal Entomological Society of London 82: 387–408. doi: 10.1111/j.1365-2311.1934.tb00035.x
- Baranov N (1938) Neue indo-australische Tachinidae. Bulletin of Entomological Research 29: 405–414. doi: 10.1017/S0007485300026304
- Barraclough DA (1983) *Mediosetiger microcephala*, a new genus and species of Ormiini from the Natal Drakensberg (Diptera: Tachinidae). Annals of the Natal Museum 25: 431–435.
- Barraclough DA (1985a) The Afrotropical genus *Bogosia* Rondani, 1873 (Diptera: Tachinidae). Annals of the Natal Museum 26: 339–376.
- Barraclough DA (1985b) *Piligenoides*, a new genus near to *Piligena* van Emden, 1947 (Diptera: Tachinidae: Dexiini). Journal of the Entomological Society of Southern Africa 48: 267–271. [“Tachnidae” in title is a misspelling of “Tachinidae”.]
- Barraclough DA (1986) New species of Afrotropical Neaerini (Diptera: Tachinidae: Goniinae). Annals of the Natal Museum 27 [1985]: 219–238.
- Barraclough DA (1991) A new species of Tachinidae (Diptera) parasitic on the sugarcane borer *Eldana saccharina* (Lepidoptera: Pyralidae), in Natal, South Africa. Bulletin of Entomological Research 81: 133–136. doi: 10.1017/S000748530005118X

- Barraclough DA (1996a) *Montanothalma natalensis*, a new high altitude genus and species of Microphthalmini (Diptera: Tachinidae: Tachiniinae) from the Natal Drakensberg of South Africa. *Annals of the Natal Museum* 37: 123–129.
- Barraclough DA (1996b) Rediscovery of the endemic South African genus *Mediosetiger* Barraclough (Diptera: Tachinidae: Ormiini). *Annals of the Natal Museum* 37: 131–139.
- Barraclough DA (2004) A taxonomic review of *Sturmiopsis* Townsend, 1916, an Old World genus of Tachinidae (Diptera) parasitising economically significant lepidopterous stem borers. *African Invertebrates* 45: 7–19.
- Barraclough DA (2005) *Rhinophoroides minutus*, a new genus and species of rare nocturnal Dufouriini (Diptera: Tachinidae: Dexiinae) from South Africa. *African Entomology* 13: 380–384.
- Barraclough DA (2009) Family Tachinidae, pp. 303–305. In: Gerlach, J. (Ed), *The Diptera of the Seychelles Islands*. Pensoft, Sofia and Moscow. 431 pp.
- Becker T (1908) Dipteren der Kanarischen Inseln. *Mitteilungen aus dem Zoologischen Museum in Berlin* 4: 1–180.
- Becker T (1909) Collections recueillies par M. Maurice de Rothschild dans l'Afrique orientale anglaise. *Insectes: diptères nouveaux*. *Bulletin du Muséum National d'Histoire Naturelle*, Paris 15: 113–121.
- Becker T (1910a) Voyage de M. Maurice de Rothschild en Éthiopie et dans l'Afrique orientale (1904–1906). *Diptères nouveaux*. *Annales de la Société Entomologique de France* 79: 22–30. [This publication is the same as Becker (1909), with only the occasional word changed. The species therein are again indicated as new.]
- Becker T (1910b) Dipteren aus Südarabien und von der Insel Sokótra. *Denkschriften der Kaiserlichen Akademie der Wissenschaften*. Wien. Mathematisch-Naturwissenschaftliche Classe 71: 131–160. [Also published separately in Wien, 1910, 30 pp.]
- Berg MA van den, Farinelli D, Maritz M (1995) *Trichopoda pennipes*, an adult parasitoid of the green stinkbug, *Nezara viridula*, in South Africa. *The Tachinid Times* 8: 6.
- Berg MA van den, Greenland J (1996) Further releases of *Trichopoda pennipes*, parasitoid of the green stinkbug, *Nezara viridula*, in South Africa. *The Tachinid Times* 9: 2.
- Berg MA van den, Greenland J (1997) Application of *Trichopoda giacomellii* for the possible biological control of the green stinkbug, *Nezara viridula*, in South Africa. *The Tachinid Times* 10: 4.
- Berthold AA (1827) Latreille's *Natürliche Familien der Thierreichs*. Aus dem Französischen. Mit Anmerkungen und Zusätzen. Landes-Industrie Comptoir, Weimar. x + 606 pp. [This is a German translation of Latreille (1825) (see Evenhuis 1997: 86).]
- Bezzi M (1901) Materiali per la conoscenza della fauna Eritrea raccolti dal Dott. Paolo Magretti. *Bullettino della Società Entomologica Italiana* 33: 5–25.
- Bezzi M (1906) Noch einige neue Namen für Dipterengattungen. *Zeitschrift für Systematische Hymenopterologie und Dipterologie* 6: 49–55.
- Bezzi M (1908a) Simuliidae, Bombyliidae, Empididae, Syrphidae, Tachinidae, Muscidae, Phycodromidae, Borboridae, Trypetidae, Ephydriidae, Drosophilidae, Geomyzidae, Agromyzidae, Conopidae. In: *Zoologische und anthropologische Ergebnisse einer Forschungsreise im westlichen und zentralen Südafrika ausgeführt in den Jahren 1903–*

1905. Erster Band: Systematik und Tiergeographie. IV. Insecta (Erste Serie). D. Diptera (I). Denkschriften der Medizinisch-Naturwissenschaftlichen Gesellschaft zu Jena 13: 179–201.
- Bezzi M (1908b) Ditteri eritrei raccolti dal Doot. Andreini e dal Prof. Tellini. Parte seconda. Diptera Cyclorrhapha. *Bullettino della Società Entomologica Italiana* 39 [1907]: 3–199.
- Bezzi M (1908c) Diagnoses d'espèces nouvelles de diptères d'Afrique. *Annales de la Société Entomologique de Belgique* 52: 374–388.
- Bezzi M (1911) Miodarii superiori raccolti dal signor C.W. Howard nell'Africa australe orientale. *Bollettino del Laboratorio di Zoologia Generale e Agraria della R. Scuola Superiore d'Agricoltura in Portici* 6 [1912]: 45–104.
- Bezzi M (1917) Una nuova specie etiopica del gen. *Himantostoma* Loew (Dipt.). *Bollettino del Laboratorio di Zoologia Generale e Agraria della R. Scuola Superiore d'Agricoltura in Portici* 12: 86–93.
- Bezzi M (1918) Ulteriori notizie sul gen. *Himantostoma* Loew (Dipt.). *Bollettino del Laboratorio di Zoologia Generale e Agraria della R. Scuola Superiore d'Agricoltura in Portici* 12: 272–274.
- Bezzi M (1923) Diptera, Bombyliidae and Myiodaria (Coenosiinae, Muscinae, Calliphorinae, Sarcophaginae, Dexiinae, Tachininae), from the Seychelles and neighbouring islands. *Parasitology* 15: 75–102. doi: 10.1017/S0031182000014542
- Bezzi M (1925a) On the tachinid genus *Euthera* (Diptera), with description of new species from Australia, Africa and South America. *Proceedings of the Linnean Society of New South Wales* 50: 275–283.
- Bezzi M (1925b) Some Tachinidae (Dipt.) of economic importance from the Federated Malay States. *Bulletin of Entomological Research* 16: 113–123. doi: 10.1017/S000748530002842X
- Bezzi M, Lamb CG (1926) Diptera (excluding Nematocera) from the island of Rodriguez. *Transactions of the Entomological Society of London* 58 [1925]: 537–573.
- Bezzi M, Stein P (1907) Cyclorrhapha Aschiza. *Cyclorrhapha Schizophora: Schizometopa*, pp. 1–747. In: Becker T, Bezzi M, Kertész K, Stein P (Eds), *Katalog der paläarktischen Dipteren*. Band III. Budapest. 828 pp.
- Bigot JMF (1876) Diptères nouveaux ou peu connus. 6^e partie. VIII. Curie des Phasides (Phasidae, mihi). G^{res} *Trichopoda* (Macq.) et *Bogusia* (Rond.). *Annales de la Société Entomologique de France* (Sér 5) 6: 389–400.
- Bigot JMF (1885) [Description d'un nouveau genre de diptères.] *Bulletin Bimensuel de la Société Entomologique de France* 1855 (22): cci–ccii. [Also published in 1886, *Bulletin de la Société Entomologique de France* (Sér. 6) 5: cci–ccii.]
- Bigot JMF (1888) Diptères nouveaux ou peu connus. 33^e partie. XLI. Tachinidae. *Annales de la Société Entomologique de France* (Sér 6) 8: 77–101.
- Bigot JMF (1891) Voyage de M. Ch. Alluaud dans le territoire d'Assinie. 8^e mémoire. (Afrique occidentale) en juillet et août 1886. Diptères. *Annales de la Société Entomologique de France* 60: 365–386.
- Bischof J (1904) Beitrag zur Kenntnis der Muscaria schizometopa. *Verhandlungen der Kaiserlich-Königlichen Zoologisch-Botanischen Gesellschaft in Wien* 54: 79–101.

- Blanchard EE (1966) Nuevos triquiopodinos argentinos, parásitos de hemípteros nocivos. (Dipt. Gymnosomatidae). Revista de Investigaciones Agropecuarias. Serie 5. Patología Vegetal 3: 59–95 + 2 pls.
- Bouché PF (1834) Naturgeschichte der Insekten, besonders in Hinsicht ihrer ersten Zustände als Larven und Puppen. Erste Lieferung. Nicolai, Berlin. v + [1] + 216 pp. + 10 pls.
- Brauer F (1862) *Therobia*, eine neue Gattung aus der Familie der Oestriden. Verhandlungen der Kaiserlich-Königlichen Zoologisch-Botanischen Gesellschaft in Wien 12 (Abhandlungen): 1231–1232. [Possibly published in 1863; paper was presented at a meeting on 3 December 1862.]
- Brauer F (1893) Vorarbeiten zu einer Monographie der Muscaria schizometopa (exclusive Anthomyidae) von Prof. Dr. Fr. Brauer und Julius Edl. v. Bergenstamm. Verhandlungen der Kaiserlich-Königlichen Zoologisch-Botanischen Gesellschaft in Wien 43 (Abhandlungen): 447–525.
- Brauer F (1898) Beiträge zur Kenntniss der Muscaria Schizometopa. I. Bemerkungen zu den Originalexemplaren der von Bigot, Macquart und Robineau-Desvoidy beschriebenen Muscaria Schizometopa aus Sammlung des Herrn G.H. Verrall. Zweite Folge. Sitzungsberichte der Mathematisch-Naturwissenschaftlichen Classe der Kaiserlichen Akademie der Wissenschaften in Wien. Abteilung I 107: 493–546.
- Brauer F, Bergenstamm JE von (1889) Die Zweiflügler des Kaiserlichen Museums zu Wien. IV. Vorarbeiten zu einer Monographie der Muscaria Schizometopa (exclusive Anthomyidae). Pars I. Denkschriften der Kaiserlichen Akademie der Wissenschaften. Wien. Mathematisch-Naturwissenschaftliche Classe 56: 69–180 + 11 pls. [Also published separately in Wien by F. Tempisky, 1890, 112 pp. + 11 pls. See Evenhuis (2014) for dating (no change to years or order of publication compared to O'Hara and Wood 2004, O'Hara et al. 2009, and other works that followed the dating of Evenhuis 1997).]
- Brauer F, Bergenstamm JE von (1891) Die Zweiflügler des Kaiserlichen Museums zu Wien. V. Vorarbeiten zu einer Monographie der Muscaria Schizometopa (exclusive Anthomyidae). Pars II. Denkschriften der Kaiserlichen Akademie der Wissenschaften. Wien. Mathematisch-Naturwissenschaftliche Classe 58: 305–446. [Also published separately in Wien by F. Tempisky, 1891, 142 pp. See Evenhuis (2014) for dating (journal now listed as published first and published in 1891 not 1892 compared to O'Hara and Wood 2004, O'Hara et al. 2009, and other works that followed the dating of Evenhuis 1997).]
- Brauer F, Bergenstamm JE von (1893) Die Zweiflügler des Kaiserlichen Museums zu Wien. VI. Vorarbeiten zu einer Monographie der Muscaria Schizometopa (exclusive Anthomyidae). Pars III. F. Tempisky, Wien. 152 pp. [Also published in 1893, Denkschriften der Kaiserlichen Akademie der Wissenschaften. Wien. Mathematisch-Naturwissenschaftliche Classe 60: 89–240. See Evenhuis (2014) for dating (order of publication the same but journal published in 1893 not 1894 compared to O'Hara and Wood 2004, O'Hara et al. 2009, and other works that followed the dating of Evenhuis 1997).]
- Brauer F, Bergenstamm JE von (1894) Die Zweiflügler des Kaiserlichen Museums zu Wien. VII. Vorarbeiten zu einer Monographie der Muscaria Schizometopa (exclusive Anthomyidae). Pars IV. Denkschriften der Kaiserlichen Akademie der Wissenschaften. Wien. Mathematisch-Naturwissenschaftliche Classe 61: 537–624. [Also published separately in Wien by F. Tempisky, 1895, 88 pp. See Evenhuis (2014) for dating (journal now listed as pub-

- lished first and published in 1894 not 1895 compared to O'Hara and Wood 2004, O'Hara et al. 2009, and other works that followed the dating of Evenhuis 1997).]
- Brooks SE, Cumming JM, O'Hara JE, Skevington JH, Cooper BE (2007) Diptera types in the Canadian National Collection of Insects. Supplement. Third edition. iv + 51 pp. [Available at <http://www.nadsdiptera.org/Catalogs/CNCtypes/Suppl.htm>; accessed 6 May 2014.]
- Cantrell BK, Crosskey RW (1989) Family Tachinidae, pp. 733–784. In: Evenhuis NL (Ed), Catalog of the Diptera of the Australasian and Oceanian regions. Bishop Museum Special Publication 86. Bishop Museum Press, Honolulu and E.J. Brill, Leiden. 1155 pp.
- Cerretti P (2005) World revision of the genus *Nealsomyia* Mesnil (Diptera, Tachinidae). *Revue Suisse de Zoologie* 112: 121–144. doi: 10.5962/bhl.part.80290
- Cerretti P (2009a) A new Afrotropical genus of Voriini, with remarks on related genera (Diptera: Tachinidae: Dexiinae). *Insect Systematics and Evolution* 40: 105–120. doi: 10.1163/187631209X416750
- Cerretti P (2009b) A review of the genus *Kuwanimyia* Townsend (Diptera: Tachinidae), with taxonomic remarks on related genera. *African Entomology* 17: 51–63. doi: 10.4001/003.017.0107
- Cerretti P (2010) I tachinidi della fauna italiana (Diptera Tachinidae) con chiave interattiva dei generi ovest-paleartici. Volumes I & II. Centro Nazionale Biodiversità Forestale, Verona. 573 pp. (Vol. I) + 339 pp. (Vol. II) + CD ROM.
- Cerretti P (2012) New Afrotropical species belonging to genera never recorded before for the Afrotropical fauna (Diptera: Tachinidae). *Zoologischer Anzeiger* 251: 317–330. doi: 10.1016/j.jcz.2011.12.004
- Cerretti P, Barraclough DA (2007) *Anomalostomyia namibica*, a new genus and species of Afrotropical Tachinidae (Diptera). *Italian Journal of Zoology* 74: 101–106. doi: 10.1080/11250000601090750
- Cerretti P, Biase A de, Freidberg A (2009) Systematic study of the genus *Rossimylops* Mesnil (Diptera: Tachinidae). *Zootaxa* 1984: 31–56.
- Cerretti P, Freidberg A (2009) Updated checklist of the Tachinidae of Israel. *The Tachinid Times* 22: 9–16.
- Cerretti P, O'Hara JE, Stireman JO III, Winkler IS, Kirk-Spriggs AH (2013) To 'Die Hel' and back. Expeditions of the Phylogeny of World Tachinidae Project. Part I: Western Cape, South Africa. *The Tachinid Times* 26: 20–29.
- Cerretti P, O'Hara JE, Wood DM, Shima H, Inclán DJ, Stireman JO III (2014) Signal through the noise? Phylogeny of the Tachinidae (Diptera) as inferred from morphological evidence. *Systematic Entomology* 39: 335–353. doi: 10.1111/syen.12062
- Cerretti P, O'Hara JE, Winkler IS, Lo Giudice G, Stireman JO III (2015) Two tribes hidden in one genus: the case of *Agaedioxenis* Villeneuve (Diptera: Tachinidae: Exoristinae). *Organisms Diversity & Evolution* 15: 489–512. doi: 10.1007/s13127-015-0211-0
- Cerretti P, Shima H (2011) World revision of *Dolichocolon* Brauer & Bergenstamm (Diptera: Tachinidae: Exoristinae: Goniini). *Zoological Journal of the Linnean Society* 162: 544–584. doi: 10.1111/j.1096-3642.2010.00689.x
- Cerretti P, Tschorsnig H-P, Lopresti M, Di Giovanni F (2012) MOSCHweb – a matrix-based interactive key to the genera of the Palearctic Tachinidae (Insecta, Diptera). *ZooKeys* 205: 5–18. doi: 10.3897/zookeys.205.3409

- Cerretti P, Wyatt N (2006) A new species of *Eomedina* Mesnil (Diptera: Tachinidae) from Namibia. *Zootaxa* 1147: 61–68.
- Chao, C-m et al. 1998. Tachinidae, pp. 1661–2206 + pls. 1–30. In: Xue W-q, Chao C-m (Eds), Flies of China. Vol. 2. Liaoning Science and Technology Press, Shenyang. 17 pp. + 1366–2425 + 32 pls. [In Chinese with English summary.] [Details about the authorship and dating of this work were given by O’Hara et al. (2009: 189).]
- Chapin JP (1928) The African cuckoos of the genus *Cercococcyx*. *American Museum Novitates* 313: 1–12.
- Chvála M (2008) The types of Diptera (Insecta) described by Pater Gabriel Strobl. *Studia Dipterologica. Supplement* 17: 281 pp.
- Cooper BE, O’Hara JE (1996) Diptera types in the Canadian National Collection of Insects. Part 4. Tachinidae. Agriculture and Agri-Food Canada, Publication A53-1918/B. Ottawa. 94 pp.
- Coquillett DW (1910) The type-species of the North American genera of Diptera. *Proceedings of the United States National Museum* 37 (No. 1719): 499–647. doi: 10.5479/si.00963801.37-1719.499
- Corti E (1895) Esplorazione del Giuba e del suoi affluenti compiuta dal Cap. V. Bottego durante gli anni 1892–93 sotto gli auspicii della Società Geografica Italiana. Risultati zoologici. VIII. Ditteri. *Annali del Museo Civico di Storia Naturale di Genova* 35: 127–148.
- Crosskey RW (1963) The identity of *Tachina convergens* Wiedemann, 1824 and *Tachina munda* Wiedemann, 1830 (Diptera: Tachinidae). *Annals and Magazine of Natural History (Ser. 13)* 6: 77–83.
- Crosskey RW (1965) The immature stages and affinities of the tachinid fly *Glaurocara flava*, a parasite of the African bush-cricket *Homocoryphus nitidulus vicinus*. *Proceedings of the Zoological Society of London* 144: 203–217 + 1 pl.
- Crosskey RW (1966a) Generic assignment and synonymy of Wiedemann’s types of Oriental Tachinidae (Diptera). *Annals and Magazine of Natural History (Ser. 13)* 8 [1965]: 661–685.
- Crosskey RW (1966b) New generic and specific synonymy in Australian Tachinidae (Diptera). *Proceedings of the Royal Entomological Society of London. Series B. Taxonomy* 35: 101–110 [originally published in error as pp. 95–104]. doi: 10.1111/j.1365-3113.1966.tb00479.x
- Crosskey RW (1966c) The putative fossil genus *Palexorista* Townsend and its identity with *Prosturmia* Townsend (Diptera: Tachinidae). *Proceedings of the Royal Entomological Society of London. Series B. Taxonomy* 35: 133–137. doi: 10.1111/j.1365-3113.1966.tb00525.x
- Crosskey RW (1967a) An index-catalogue of the genus-group names of Oriental and Australasian Tachinidae (Diptera) and their type-species. *Bulletin of the British Museum (Natural History). Entomology* 20: 1–39.
- Crosskey RW (1967b) A revision of the Oriental species of *Palexorista* Townsend (Diptera: Tachinidae, Sturmiini). *Bulletin of the British Museum (Natural History). Entomology* 21: 35–97.
- Crosskey RW (1967c) New generic and specific synonymy in Oriental Tachinidae (Diptera). *Proceedings of the Royal Entomological Society of London. Series B. Taxonomy* 36: 95–108. doi: 10.1111/j.1365-3113.1967.tb00544.x

- Crosskey RW (1969) The type-material of Indonesian Tachinidae (Diptera) in the Zoological Museum, Amsterdam. *Beaufortia* 16: 87–107.
- Crosskey RW (1970) The identity of *Palexorista quadrizonula* (Thomson), a tachinid parasite of lepidopterous pests in Africa. *Bulletin of Entomological Research* 59 [1968]: 579–583. doi: 10.1017/S0007485300003564
- Crosskey RW (1971) The type-material of Australasian, Oriental and Ethiopian Tachinidae (Diptera) described by Macquart and Bigot. *Bulletin of the British Museum (Natural History)*. *Entomology* 25: 251–305 + 1 pl.
- Crosskey RW (1973a) A new species of *Metacemyia* (Dipt., Tachinidae) parasitic on *Manowia* (Orthopt., Eumastacidae) in Malawi. *Bulletin of Entomological Research* 62: 375–382. doi: 10.1017/S0007485300003886
- Crosskey RW (1973b) A conspectus of the Tachinidae (Diptera) of Australia, including keys to the supraspecific taxa and taxonomic and host catalogues. *Bulletin of the British Museum (Natural History)*. *Entomology Supplement* 21: 221 pp.
- Crosskey RW (1976) A taxonomic conspectus of the Tachinidae (Diptera) of the Oriental Region. *Bulletin of the British Museum (Natural History)*. *Entomology Supplement* 26: 357 pp.
- Crosskey RW (1977) La faune terrestre de l'île de Sainte-Hélène. Troisième partie. Fam. Tachinidae. *Annales du Musée Royal de l'Afrique Centrale, Sér. in-8°, Sciences Zoologiques* 215 [1976]: 144–152.
- Crosskey RW (Ed) (1980a) *Catalogue of the Diptera of the Afrotropical Region*. British Museum (Natural History), London. 1437 pp.
- Crosskey RW (1980b) Family Tachinidae, pp. 822–882. In: Crosskey RW (Ed), *Catalogue of the Diptera of the Afrotropical Region*. British Museum (Natural History), London. 1437 pp.
- Crosskey RW (1984) Annotated keys to the genera of Tachinidae (Diptera) found in tropical and southern Africa. *Annals of the Natal Museum* 26: 189–337.
- Cumming JM, Wood DM (in press) Adult morphology and terminology. In: Kirk-Spriggs AH, Sinclair BJ (Eds), *Manual of Afrotropical Diptera*. Volume 1. SANBI Publications, Pretoria.
- Curran CH (1927a) New Diptera from the Belgian Congo. *American Museum Novitates* 246: 1–18.
- Curran CH (1927b) Undescribed Tachinidae and Calliphoridae from the Belgian Congo. *American Museum Novitates* 248: 1–7. doi: 10.1017/S000748530001943X
- Curran CH (1927c) New African Tachinidae. *American Museum Novitates*, 258: 1–20.
- Curran CH (1927d) Studies in African Tachinidae (Diptera). *Bulletin of Entomological Research* 17: 319–340.
- Curran CH (1927e) Some new Australasian and African Diptera of the families Muscidae and Tachinidae (Dipt.). [Concl.] *Entomologische Mitteilungen* 16: 438–448.
- Curran CH (1927f) Studies in African Tachinidae (Diptera).—II. *Bulletin of Entomological Research* 18: 103–128. doi: 10.1017/S0007485300019787
- Curran CH (1928a) Studies in African Tachinidae (Diptera). III. *Bulletin of Entomological Research* 18: 237–245. doi: 10.1017/S0007485300019957
- Curran CH (1928b) Diptera of the American Museum Congo Expedition. Part II.—Asilidae, Conopidae, Pyrgotidae, Micropezidae, Chloropidae, Drosophilidae, Lonchaeidae, Sapro-myzidae, Muscidae, Calliphoridae, and Tachinidae. *Bulletin of the American Museum of Natural History* 57: 327–399.

- Curran CH (1933) Studies in African Tachinidae (Diptera).—IV. Annals and Magazine of Natural History (Ser. 10) 12: 158–168.
- Curran CH (1934a) The African species of *Cylindromyia* Meigen (Diptera, Tachinidae). Annals and Magazine of Natural History (Ser. 10) 14: 121–142 + 2 pls.
- Curran CH (1934b) African Tachinidae—I. American Museum Novitates 751: 1–25.
- Curran CH (1936) New African Diptera. American Museum Novitates 836: 1–17.
- Curran CH (1938) New Metopiidae and Tachinidae from Africa (Diptera). American Museum Novitates 985: 1–8.
- Curran CH (1939) African Tachinidae—II. American Museum Novitates 1022: 1–5.
- Curran CH (1940) New species of *Phorocera* (Tachinidae) from Africa (Diptera). American Museum Novitates 1063: 1–13.
- Curran CH (1941) African Tachinidae—III. American Museum Novitates 1111: 1–11.
- Curtis J (1837) British Entomology; being illustrations and descriptions of the genera of insects found in Great Britain and Ireland: containing coloured figures from nature of the most rare and beautiful species, and in many instances of the plants upon which they are found. Vol. 14. Privately published, London. [2 (index, errata and addenda)] pp. + pls. 626–673. [Each plate is accompanied by two unnumbered pages of text.]
- Cuthbertson A, Munro HK (1941) Some records of tachinid parasites and their insect hosts in southern Africa. Transactions of the Rhodesia Scientific Association 38: 88–118.
- Dawah HA (2011) Some Tachinidae (Diptera: Calyptrata) from south-western Saudi Arabia. Journal of Jazan University 1: 1–12.
- Dear JP (1980) A new species of *Litophasia* Girschner from South Africa (Diptera: Tachinidae). Annals of the Natal Museum 24: 217–220.
- Dear JP (1981) A remarkable new leucostomatine (Diptera: Tachinidae) from Madagascar. Annals of the Natal Museum 24: 501–505.
- de Witte GF. See Witte GF de
- Distant WL (1912) Descriptions of new genera and species of Oriental Homoptera. Annals and Magazine of Natural History (Ser. 8) 9: 181–194.
- d'Orbigny CVD. See Orbigny CVD d'
- Dunning JW (1870) Notes on a collection of insects sent by Mr. Ansell from South-West Africa. Transactions of the Entomological Society of London 1870: 521–532. doi: 10.1111/j.1365-2311.1870.tb01882.x
- Dupuis C (1958) Dates de publication des diptères du Turkestan de Loew; cas particulier du genre *Apostrophus* Loew 1871. Contributions à l'étude des Phasiinae cimicophages, XXII. Beiträge zur Entomologie 8: 692–696.
- Egger J (1860) Beschreibung neuer Zweiflüger. (Fortsetzung.) Verhandlungen der Kaiserlich-Königlichen Zoologisch-Botanischen Gesellschaft in Wien 10 (Abhandlungen): 795–802. [Possibly published in 1861.]
- Emden FI van (1941) Entomological expedition to Abyssinia, 1926–27. Diptera Cyclorrhapha: Muscidae, I. Annals and Magazine of Natural History (Ser. 11) 8: 210–234.
- Emden FI van (1942) A tachinid parasitic on *Plutella maculipennis*, Curt. Bulletin of Entomological Research 33: 223–225. doi: 10.1017/S0007485300026535
- Emden FI van (1945) Keys to the Ethiopian Tachinidae.—I. Phasiinae. Proceedings of the Zoological Society of London 114 [1944]: 389–436 + 3 pls.

- Emden FI van (1947) Keys to the Ethiopian Tachinidae.—II. Dexiinae. Proceedings of the Zoological Society of London 116: 627–674 + 3 pls.
- Emden FI van (1954) New or interesting Stomoxydinae, Phasiinae and Dexiinae of the Belgian Congo Museum (Diptera Calyptratae). Annales du Musée Royal du Congo Belge, N. Sér. in-4°, Sciences Zoologiques 1: 548–552.
- Emden FI van (1959) Journey to High Simien (northern Ethiopia), 1952–53: Diptera, Calyptrata. Journal of the Linnean Society of London. Zoology 44: 186–195.
- Emden FI van (1960) Keys to the Ethiopian Tachinidae—III Macquartiinae. Proceedings of the Zoological Society of London 134: 313–487. doi: 10.1111/j.1469-7998.1960.tb05596.x
- Enderlein G (1937) Dipterologica. IV. Sitzungsberichte der Gesellschaft Naturforschender Freunde zu Berlin 1936: 431–443.
- Evenhuis NL (Ed) (1989a) Catalog of the Diptera of the Australasian and Oceanian regions. Bishop Museum Special Publication 86. Bishop Museum Press, Honolulu and E.J. Brill, Leiden. 1155 pp. doi: 10.5962/bhl.title.49897
- Evenhuis NL (1989b) Dating of *Encyclopédie Entomologique* Série B. II. Diptera. Archives of Natural History 16: 209–211. doi: 10.3366/anh.1989.16.2.209
- Evenhuis NL (1990) Dating of livraisons and volumes of d'Orbigny's *Dictionnaire Universel d'Histoire Naturelle*. Bishop Museum Occasional Papers 30: 219–225.
- Evenhuis NL (1997) Litteratura taxonomica dipterorum (1758–1930). Being a selected list of the books and prints of Diptera taxonomy from the beginning of Linnaean zoological nomenclature to the end of the year 1930; containing information on the biographies, bibliographies, types, collections, and patronymic genera of the authors listed in this work; including detailed information on publication dates, original and subsequent editions, and other ancillary data concerning the publications listed herein. Backhuys Publishers, Leiden. 871 pp. [Published in two volumes simultaneously: Vol. I, A–K (pp. 1–426); Vol. II, L–Z (pp. 427–871).]
- Evenhuis NL (2003a) Dating and publication of the *Encyclopédie Méthodique* (1782–1832), with special reference to the parts of the *Histoire Naturelle* and details on the *Histoire Naturelle des Insectes*. Zootaxa 166: 1–48.
- Evenhuis NL (2003b) Publication and dating of the journals forming the *Annals and Magazine of Natural History* and the *Journal of Natural History*. Zootaxa 385: 1–68.
- Evenhuis NL (2014) Publication and dating of parts IV–VII of Brauer & Bergenstamm's *Die Zweiflügler des Kaiserlichen Museums zu Wien* (1889–1894). Zootaxa 3790: 495–499. doi: 10.11646/zootaxa.3790.3.8
- Evenhuis NL, Greathead DJ (1999) World catalog of bee flies (Diptera: Bombyliidae). Backhuys Publishers, Leiden. xlviii + 756 pp.
- Evenhuis NL, O'Hara JE (2008) The status of Mesnil's 1949 *Die Fliegen* genus-group names (Diptera: Tachinidae). Zootaxa 1827: 65–68.
- Evenhuis NL, O'Hara JE, Pape T, Pont AC (2010) Nomenclatural studies toward a world catalog of Diptera genus-group names. Part I. André-Jean-Baptiste Robineau-Desvoidy. Zootaxa 2373: 1–265.
- Evenhuis NL, Pape T, Pont AC (2008) The problems of subsequent typification in genus-group names and use of the *Zoological Record*: a study of selected post-1930 Diptera genus-group names without type species designations. Zootaxa 1912: 1–44.

- Evenhuis NL, Pont AC, Whitmore D (2015) Nomenclatural studies toward a world list of Diptera genus-group names. Part IV: Charles Henry Tyler Townsend. *Zootaxa* 3978: 1–362. doi: 10.11646/zootaxa.3978.1.1
- Evenhuis NL, Thompson FC (1990) Type designations of genus-group names of Diptera given in d'Orbigny's *Dictionnaire Universel d'Histoire Naturelle*. Bishop Museum Occasional Papers 30: 226–258.
- Evenhuis NL, Thompson FC, Pont AC, Pyle BL (1989) Literature cited, pp. 809–991. In: Evenhuis NL (Ed), *Catalog of the Diptera of the Australasian and Oceanian regions*. Bishop Museum Special Publication 86. Bishop Museum Press, Honolulu and E.J. Brill, Leiden. 1155 pp. doi: 10.5962/bhl.title.36510
- Fabricius JC (1775) *Systema entomologiae, sistens insectorum classes, ordines, genera, species, adiectis synonymis, locis, descriptionibus, observationibus*. Kortii, Flensbvirgi et Lipsiae [= Flensburg and Leipzig]. [30] + 832 pp.
- Fabricius JC (1781) *Species insectorum exhibentes eorum differentias specificas, synonyma, auctorum, loca natalia, metamorphosin*. Vol. 2. C.E. Bohnii, Hamburg and Kiel. 517 pp.
- Fabricius JC (1787) *Mantissa insectorum sistens species nuper detectas adiectis synonymis, observationibus, descriptionibus, emendationibus*. Vol. 2. Hafniae (= Copenhagen). 382 pp.
- Fabricius JC (1794) *Entomologia systematica emendata et aucta. Secundum classes, ordines, genera, species adiectis synonymis, locis, observationibus, descriptionibus*. Tom. IV. C.G. Proft, Fil. et Soc., Hafniae [= Copenhagen]. [6] + 472 + [5] pp.
- Fabricius JC (1798) *Supplementum entomologiae systematicae*. Proft et Storch, Hafniae [= Copenhagen]. [2] + 572 pp.
- Fabricius JC (1805) *Systema antliatorum secundum ordines, genera, species adiectis synonymis, locis, observationibus, descriptionibus*. C. Reichard, Brunsvigae [= Brunswick]. xiv + 15–372 + [1 (errata)] + 30 pp.
- Fallén CF (1810) Försök att bestämma de i Sverige funne flygarter, som kunna föras till släktet *Tachina*. *Kongliga Vetenskaps Academiens Nya Handlingar* (Ser. 2) 31: 253–287.
- Fallén CF (1815) Beskrifning öfver några Rot-fluge Arter, hörande till släakterna *Thereva* och *Ocyptera*. *Kongliga Vetenskaps Academiens Nya Handlingar* (Ser. 3) 1815: 229–240.
- Fallén CF (1820) *Monographia Muscidum Sveciae*. [Part III.] [Cont.] Berlingianis, Lundae [= Lund]. Pp. 25–40.
- Fennah RG (1959) A new dextine parasite of *Tragocephala* from West Africa (Diptera: Tachinidae). *Annals and Magazine of Natural History* (Ser. 13) 1 [1958]: 682–684.
- Frey R (1936) *Die Dipterenfauna der Kanarischen Inseln und ihre Probleme*. *Societas Scientiarum Fennica. Commentationes Biologicae* 6 (1): 237 pp. + 10 pls.
- Gerstäcker A. See Gerstaecker A
- Gerstaecker A (1864) Eine neue Oestriden-Art, *Aulacocephala badia*. *Verhandlungen der Kaiserlich-Königlichen Zoologisch-Botanischen Gesellschaft in Wien* 13 (Abhandlungen) [1863]: 1033–1036.
- Giebel C (1862) Wirbelthier und Insektenreste im Bernstein. *Zeitschrift für die Gesamten Naturwissenschaften* 1862: 311–321.
- Ginn S (2012) Tachinidae. In: *Australian Faunal Directory*. Australian Biological Resources Study, Canberra. [Available at <http://www.biodiversity.org.au/afd/taxa/TACHINIDAE>; accessed 18 January 2015.]

- Girschner E (1887) Die europäischen Arten der Dipterengattung *Alophora*. Zeitschrift für die Gesamten Naturwissenschaften 60: 375–426.
- Gistel J (1848) Naturgeschichte des Thierreichs. Für höhere Schulen. R. Hoffmann, Stuttgart. xvi + 216 + [4] pp. + 32 pls.
- Grimaldi DA, Shedrinsky A, Ross A, Baer NS (1994) Forgeries of fossils in “amber”: history, identification and case studies. Curator 37: 251–274. doi: 10.1111/j.2151-6952.1994.tb01023.x
- Guimarães JH (1976) A revision of the genus *Cylindromyia* Meigen in the Americas south of the United States (Diptera, Tachinidae). Arquivos de Zoologia 27: 1–50. doi: 10.11606/issn.2176-7793.v27i1p1-50
- Harris M (1780) An exposition of English insects, with curious observations and remarks, wherein each insect is particularly described; its parts and properties considered; the different sexes distinguished, and the natural history faithfully related. The whole illustrated with copper plates, drawn, engraved, and coloured, by the author. Decad III. London. Pp. 73–99 + pls. 21–30. [Cont.] [Possibly dated 1779 (Evenhuis 1997: 343), but the widely accepted date of 1780 is used here (Pont and Michelsen 1982: 26).]
- Hennig W (1941) Verzeichnis der Dipteren von Formosa. Entomologische Beihefte aus Berlin-Dahlem 8: 1–239.
- Herting B (1958) Ergebnisse der Zoologischen Forschungsreise von Prof. Dr. Håkan Lindberg nach den Kapverdischen Inseln im Winter 1953–54. No. 21. Tachiniden (Dipt.) von den Kapverdischen und Kanarischen Inseln. Commentationes Biologicae 18 (7): 1–7.
- Herting B (1967) Beiträge zur Kenntnis der europäischen Raupenfliegen (Dipt. Tachinidae). X. Stuttgarter Beiträge zur Naturkunde 173: 1–11.
- Herting B (1969) Notes on European Tachinidae (Dipt.) described by Rondani (1856–1868). Memorie della Società Entomologica Italiana 48: 189–204.
- Herting B (1972) Die Typenexemplare der von Meigen (1824–1838) beschriebenen Raupenfliegen (Dipt. Tachinidae). Stuttgarter Beiträge zur Naturkunde 243: 1–15.
- Herting B (1973) Beiträge zur Kenntnis der europäischen Raupenfliegen (Dipt. Tachinidae). XIII. Stuttgarter Beiträge zur Naturkunde. Serie A (Biologie) 254: 1–18.
- Herting B (1974a) Revision der von Robineau-Desvoidy beschriebenen europäischen Tachiniden und Rhinophorinen (Diptera). Stuttgarter Beiträge zur Naturkunde. Serie A (Biologie) 264: 1–46.
- Herting B (1974b) Revision der von J. Egger, J.R. Schiner, F. Bauer und J.E. Bergenstamm beschriebenen europäischen Tachiniden und Rhinophorinen (Diptera). Naturkundliches Jahrbuch der Stadt Linz 1974: 129–145. [“Bauer” in the title is an error for “Brauer”.]
- Herting B (1979a) Beschreibungen neuer Raupenfliegen (Dipt. Tachinidae) und Revision der *Bes-seria anthophila*-Gruppe. Stuttgarter Beiträge zur Naturkunde. Serie A (Biologie) 323: 1–10.
- Herting B (1979b) Revision einiger nicht-paläarktischer Arten aus der Tribus Cylindromyini (Dipt. Tachinidae, Phasiinae). Stuttgarter Beiträge zur Naturkunde. Serie A (Biologie) 326: 1–15.
- Herting B (1981) Typenrevisionen einiger paläarktischer Raupenfliegen (Dipt. Tachinidae) und Beschreibungen neuer Arten. Stuttgarter Beiträge zur Naturkunde. Serie A (Biologie) 346: 1–21.

- Herting B (1982) Beiträge zur Kenntnis der paläarktischen Raupenfliegen (Dipt. Tachinidae), XVI. Stuttgarter Beiträge zur Naturkunde. Serie A (Biologie) 358: 1–13.
- Herting B (1983a) Neue oder wenig bekannte Tachiniden (Diptera). Stuttgarter Beiträge zur Naturkunde. Serie A (Biologie) 364: 1–8.
- Herting B (1983b) 64c. Phasiinae. Die Fliegen der Palaearktischen Region 9 (Lieferung 329): 1–88.
- Herting B (1984) Catalogue of Palearctic Tachinidae (Diptera). Stuttgarter Beiträge zur Naturkunde. Serie A (Biologie) 369: 1–228.
- Herting B, Dely-Draskovits Á (1993) Family Tachinidae, pp. 118–458. In: Soós Á, Papp L (Eds), Catalogue of Palearctic Diptera. Vol. 13. Anthomyiidae—Tachinidae. Hungarian Natural History Museum, Budapest. 624 pp.
- Hesse AJ (1934) Some insects associated with the plant *Gnidia (Arthrosolen) laxa* Gilg. Annals of the South African Museum 30: 397–440.
- Imperial Institute of Entomology (1946) Insecta, pp. 1–247. In: Smith M (Ed), The zoological record. Volume the eighty-first being the records of zoological literature relating chiefly to the year 1944. Zoological Society, London.
- ICZN. See International Commission on Zoological Nomenclature
- International Commission on Zoological Nomenclature (1963) Opinion 678. The suppression under the Plenary Powers of the pamphlet published by Meigen, 1800. Bulletin of Zoological Nomenclature 20: 339–342.
- International Commission on Zoological Nomenclature (1964) Opinion 712. Forty-seven genera of decapod Crustacea: placed on the Official List. Bulletin of Zoological Nomenclature 21: 336–351.
- International Commission on Zoological Nomenclature (1970) Opinion 896. *Phasia* Latreille, 1804, (Insecta, Diptera): addition to the Official List. Bulletin of Zoological Nomenclature 26 [1969]: 196–199.
- International Commission on Zoological Nomenclature (1974) Opinion 1008. *Siphona* Meigen, 1803 and *Haematobia* Lepeletier and Serville, 1828 (Insecta: Diptera): designations under the Plenary Powers. Bulletin of Zoological Nomenclature 30: 157–158.
- International Commission on Zoological Nomenclature (1987) Opinion 1432. *Actia* Robineau-Desvoidy, 1830 (Insecta, Diptera): *Roeselia lamia* Meigen, 1838, designated as type species. Bulletin of Zoological Nomenclature 44: 71–72.
- International Commission on Zoological Nomenclature (1988) Opinion 1475. *Dexia* Meigen, 1826 (Insecta, Diptera): *Musca rustica* Fabricius, 1775 designated as the type species. Bulletin of Zoological Nomenclature 45: 74–75.
- International Commission on Zoological Nomenclature (1990) Opinion 1600. *Tachina orbata* Wiedemann, 1830 (currently *Peribaea orbata*; Insecta, Diptera): neotype designation confirmed. Bulletin of Zoological Nomenclature 47: 161.
- International Commission on Zoological Nomenclature (1999) International Code of Zoological Nomenclature. Fourth edition adopted by the International Union of Biological Sciences. International Trust for Zoological Nomenclature, London. xxix + 306 pp.
- International Commission on Zoological Nomenclature (2006) Opinion 2142 (Case 3251). *Thereva* Latreille, 1797 and *Phasia* Latreille, 1804 (Insecta, Diptera): usage conserved by

- the designation of *Musca plebeja* Linnaeus, 1758 as the type species of *Thereva*. Bulletin of Zoological Nomenclature 63: 72–73.
- International Commission on Zoological Nomenclature (2012) Opinion 2307 (Case 3539). *Sturmia* Robineau-Desvoidy, 1830, *Senometopia* Macquart, 1834 and *Drino* Robineau-Desvoidy, 1863 (Insecta, Diptera, Tachinidae): usage conserved. Bulletin of Zoological Nomenclature 69: 242–243.
- Jaenicke F (1867) Neue exotische Dipteren. Abhandlungen, herausgegeben von der Senckenbergischen Naturforschenden Gesellschaft 6: 311–408 + pls. 43–44. [Also published separately as his “Neue exotische Dipteren aus den Museen zu Frankfurt a. M. und Darmstadt”, 99 + [1] pp. + 2 pls., C. Winter, Frankfurt, 1868 (as 1867).]
- Jones EP (1939) The biology of a tachinid parasite (*Sturmia rhodesiensis*, sp.n.) of the cotton boll worm (*Heliothis armigera*, Hubn.) in Southern Rhodesia. Mazoe Citrus Experimental Station. Report for the year ending 31 December 1937 [1938]: 15–34 + 4 pls. [Report also published as “Publications of the British South Africa Company, No. 7”.]
- Karsch FA (1879) Westafrikanische Dipteren, gesammelt von Herrn Stabsarzt Dr. Falkenstein. Zeitschrift für die Gesamten Naturwissenschaften (Folge 3) 4 [= 52]: 377–383 + pl. IV.
- Karsch FA (1886a) Beitrag zur Kenntniss der Dipterengruppe Actiadae Bigot. Berliner Entomologische Zeitschrift 30: 135–137. doi: 10.1002/mmnd.18860300125
- Karsch FA (1886b) Dipteren von Pungo-Andongo, gesammelt von Herrn Major Alexander von Homeyer. [Cont.] Entomologische Nachrichten 12: 337–342.
- Karsch FA (1887) Dipteren von Pungo-Andongo, gesammelt von Herrn Major Alexander von Homeyer. [Cont.] Entomologische Nachrichten 13: 4–10.
- Karsch FA (1888) Bericht über die durch Herrn Lieutenant Dr. Carl Wilhelm Schimdt in Ost-Afrika gesammelten und von der zoologischen Abtheilung des Königlichen Museums für Naturkunde in Berlin erworbenen Dipteren. Berliner Entomologische Zeitschrift 31 [1887]: 367–382 + pl. IV.
- Koçak AÖ, Kemal M (2010) Nomenclatural notes on the genus group names of some families (Diptera). Priamus 12: 156–160.
- Kugler J (1963) Tachinidae of Israel. I. General part. Israel Journal of Zoology 12: 25–34.
- Kugler J (1966) Species of the genus *Leucostoma* (Tachinidae, Phasiinae) in Israel. Israel Journal of Zoology 15: 173–182.
- Kugler J (1968) Tachinidae of Israel. III. Description of six new species. Israel Journal of Entomology 3: 59–68.
- Kugler J (1971) Tachinidae of Israel. IV. Description of ten new species. Israel Journal of Zoology 20: 69–88.
- Kugler J (1977) Neue Tachinidae aus Israel (Diptera). Stuttgarter Beiträge zur Naturkunde. Serie A (Biologie) 301: 1–14.
- Kugler J (1978a) A revision of the tachinid fly genus *Plesina* (Diptera: Tachinidae). Entomologica Germanica 4: 84–96.
- Kugler J (1978b) *Leucostoma edentata* n. sp. and *Dionomelia hennigi* n. gen., n. sp., two new Leucostomatini from Israel (Diptera: Tachinidae: Phasiinae). Entomologica Germanica 4: 344–348.
- Kugler J (1980a) New taxa of Tachinidae (Diptera) with a list of the species from Israel and adjacent territories. Israel Journal of Entomology 13 [1979]: 27–60.

- Kugler J (1980b) A new name to replace *Ramona* Kugler, 1980 (Diptera: Tachinidae). Israel Journal of Entomology 14: 67.
- Latreille PA (1804) Tableau méthodique des insectes, pp. 129–200. In: Société de Naturalistes et d'Agriculteurs, Nouveau dictionnaire d'histoire naturelle, appliquée aux arts, principalement à l'agriculture et à l'économie rurale et domestique. Tome XXIV [Section 3]: Tableaux méthodiques d'histoire naturelle. Déterville, Paris. 84 + 4 + 85 + 238 + 18 + 34 pp.
- Latreille PA (1805) Histoire naturelle, générale et particulière, des crustacés et des insectes. Ouvrage faisant suite aux oeuvres de Leclerc de Buffon, et partie du cours complet d'histoire naturelle rédigé par C.S. Sonnini, membre de plusieurs Sociétés savantes. Tome quatorzième. F. Dufart, Paris. 432 pp. + pls. CIV–CXII.
- Latreille PA (1825) Familles naturelles du règne animal, exposées succinctement et dans un ordre analytique, avec l'indication de leurs genres. J.-B. Baillière, Paris. 570 pp.
- Latreille PA (1829) Suite et fin des insectes. In: Cuvier GCLD, Le règne animal distribué d'après son organisation, pour servir de base à l'histoire naturelle des animaux et d'introduction à l'anatomie comparée. Avec figures dessinées d'après nature. Nouvelle édition, revue et augmentée. Tome V. Déterville & Crochard, Paris. xxiv + 556 pp.
- Latreille PA, Lepeletier ALM, Serville JGA, Guérin FE (1828) Entomologie, ou histoire naturelle des crustacés, des arachnides et des insectes, pp. 345–832 + [1 (errata)]. In: Encyclopédie méthodique, ou par ordre de matières; par une société de gens de lettres, de savants et d'artistes; ... Histoire naturelle. Tome dixième. [Second of two parts; livraison 100.] [M^{me} veuve] Agasse, Paris. [See Evenhuis (2003a) for details about this work.]
- Lioy P (1864) I ditteri distribuiti secondo un nuovo metodo di classificazione naturale. [Cont.] Atti dell' I.R. Istituto Veneto di Scienze, Lettere ed Arti (Ser. 3) 9: 1311–1352.
- Loew H (1847) Einige neue Tachinarien. Entomologische Zeitung (Stettin) 8: 259–276.
- Loew H (1852) [Hr. Peters legte Diagnosen und Abbildungen der von ihm in Mossambique neu entdeckten Dipteren vor, welche von Hrn. Professor Loew bearbeitet worden sind.] Bericht über die zur Bekanntmachung geeigneten Verhandlungen der Königl. Preufs. Akademie der Wissenschaften zu Berlin 1852: 658–661.
- Loew H (1854) Neue Beiträge zur Kenntniss der Dipteren. Zweiter Beitrag. Programm der Königlichen Realschule zu Meseritz 1854: 1–24.
- Loew H (1862) Diptera. Zweiflügler, pp. 1–34. In: Peters WCH (Ed), Naturwissenschaftliche Reise nach Mossambique auf Befehl Seiner Majestät des Königs Friedrich Wilhelm IV in den Jahren 1842 bis 1848 ausgeführt. Zoologie. V. Insekten und Myriopoden. G. Reimer, Berlin. xxi + 566 pp. + 35 pls.
- Loew H (1863a) Enumeratio dipteroꝝ, quae C. Tollin ex Africâ meridionali (Orangestaat, Bloemfontein) misit. Wiener Entomologische Monatschrift 7: 9–16.
- Loew H (1863b) Diptera Americae septentrionalis indigena. Centuria quarta. Berliner Entomologische Zeitschrift 7: 275–326. [Also published in 1864 with other papers by Loew, pp. 159–210.] doi: 10.1002/mmnd.18630070104
- Loew H (1866) Diptera Americae septentrionalis indigena. Centuria septima. Berliner Entomologische Zeitschrift 10: 1–54. [Also published in 1872 with other papers by Loew, pp. 61–114. In his: Diptera americae septentrionalis indigena. II. A.W. Schadii, Berolini [= Berlin]. 300 pp.]

- Loew H (1871) Beschreibung europäischer Dipteren. Zweiter Band. Systematische Beschreibung der bekannten europäischen zweiflügeligen Insecten. Von Johann Wilhelm Meigen. Neunter Theil oder dritter Supplementband. H.W. Schmidt, Halle. viii + 319 pp.
- Macquart J (1834) Insectes diptères du nord de la France. Athéricères: créophiles, oestrides, myopaires, conopsaires, scénopiens, céphalopsides. [Vol. 5.] L. Danel, Lille. 232 pp. + 6 pls. [Also published in 1834, *Mémoires de la Société Royale des Sciences, de l'Agriculture et des Arts de Lille* 1833: 137–368 + 6 pls.]
- Macquart J (1835) Histoire naturelle des insectes. Diptères. Tome deuxième. Roret, Paris. 703 pp. + [2 or more pages depending on copy (errata)]. [Published with a separate of 8 pages containing 12 plates and an accompanying legend. See Evenhuis (1997: 512) for further details about this work.]
- Macquart J (1844) Diptères exotiques nouveaux ou peu connus. Tome deuxième. 3.^e partie [1843]. Roret, Paris. 304 pp. + 36 pls. [Also published in 1844, *Mémoires de la Société Royale des Sciences, de l'Agriculture et des Arts de Lille* 1842: 162–460 + 36 pls. Both the journal version and separate were generally thought to have been published in 1843 until the dating was revised by Evenhuis (1997: 513–514).]
- Macquart J (1845) Nouvelles observations sur les insectes diptères de la tribu des tachinaires. *Annales de la Société Entomologique de France* (Sér. 2) 3: 237–296 + pls. 46. [The first part of this paper comprising pp. 237–280 was published in October 1845 and the second part comprising pp. 281–296 was published in December 1845 (Crosskey 1980a: 1066). The entire paper is continuous and the only indication within the paper itself that publication was split was the placement of pls. 3–5 after p. 280 (pl. 3 belonging to a paper by a different author; Macquart's pl. 6 was placed after p. 416).]
- Macquart J (1846) Diptères exotiques nouveaux ou peu connus. [1.^{er}] Supplément. *Mémoires de la Société Royale des Sciences, de l'Agriculture et des Arts de Lille* 1844: 133–364 + 20 pls. [Also published separately as his “Diptères exotiques nouveaux ou peu connus. Supplément” [I], pp. 5–238 + 20 pls., Roret, Paris, 1846.]
- Macquart J (1847) Diptères exotiques nouveaux ou peu connus. 2.^e supplément. Roret, Paris. 104 pp. + 6 pls. [Also published in 1847, *Mémoires de la Société Royale des Sciences, de l'Agriculture et des Arts de Lille* 1846: 21–120 + 6 pls.]
- Macquart J (1851a) Nouvelles observations sur les diptères d'Europe de la tribu des tachinaires. Suite. [Concl.] *Annales de la Société Entomologique de France* (Sér 2) 8 [1850]: 437–492. [The first part of this paper comprising pp. 419–436 was published in 1850 (Crosskey 1980a: 1066). The entire paper is continuous and shows no sign of having been published in two parts.]
- Macquart J (1851b) Diptères exotiques nouveaux ou peu connus. Suite du 4.^e supplément publié dans les *Mémoires de 1849*. *Mémoires de la Société Royale des Sciences, de l'Agriculture et des Arts de Lille* 1850: 134–294 + pls. 15–28. [Also published separately as his “Diptères exotiques nouveaux ou peu connus. Supplément IV” [part], pp. 161–336 (including the combined index of the two parts of this supplement) + pls. 15–28, Roret, Paris, 1851.]

- Macquart J (1855) Diptères exotiques nouveaux ou peu connus. 5.^e supplément. Mémoires de la Société Royale des Sciences, de l'Agriculture et des Arts de Lille (Sér. 2) 1: 25–156 + 7 pls. [Also published separately as his "Diptères exotiques nouveaux ou peu connus. Supplément V", pp. 5–136 + 7 pls., Roret, Paris, 1855.]
- Malloch JR (1924) Exotic Muscaridae (Diptera).—XII. Annals and Magazine of Natural History (Ser. 9) 13: 409–424.
- Malloch JR (1930a) Notes on Australian Diptera. XXIV. Proceedings of the Linnean Society of New South Wales 55: 303–353.
- Malloch JR (1930b) Diptera Calyptratae of the Federated Malay States. (Third paper.) Journal of the Federated Malay States Museums 16: 119–153.
- Marschall AF de (1873) Nomenclator zoologicus continens nomina systematica generum animalium tam viventium quam fossilium, secundum ordinem alphabeticum disposita. C. Ueberreuter, Vindobonae [= Vienna]. v + 482 pp.
- Marusik YuM, Logunov DV (2006) On the spiders collected in Mongolia by Dr. Z. Kaszab during expeditions in 1966–1968 (Arachnida, Aranei (excluding Lycosidae)). Arthropoda Selecta 15: 39–57.
- Meigen JW (1800) Nouvelle classification des mouches à deux ailes (Diptera L.) d'après un plan tout nouveau. J.J. Fuchs, Paris. 40 pp. [Publication suppressed by ICZN (1963). Author given as "J.G. Meigen" on title page.]
- Meigen JW (1803) Versuch einer neuen Gattungseintheilung der europäischen zweiflügeligen Insekten. Magazin für Insektenkunde 2: 259–281.
- Meigen JW (1824) Systematische Beschreibung der bekannten europäischen zweiflügeligen Insekten. Vierter Theil. Schulz-Wundermann, Hamm. xii + 428 pp. + pls. 33–41.
- Meigen JW (1826) Systematische Beschreibung der bekannten europäischen zweiflügeligen Insekten. Fünfter Theil. Schulz, Hamm. xii + 412 pp. + pls. 42–54.
- Meigen JW (1838) Systematische Beschreibung der bekannten europäischen zweiflügeligen Insekten. Siebenter Theil oder Supplementband. Schulz, Hamm. xii + 434 + [1 (errata)] pp. + pls. 67–74.
- Mesnil LP (1939a) Descriptions d'espèces nouvelles de tachinaires (Dipt. Larvaevoridae). Bulletin et Annales de la Société Entomologique de Belgique 79: 209–212.
- Mesnil LP (1939b) Quelques espèces nouvelles du genre *Exorista* Meig. (Dipt. Larvaevoridae). Bulletin de la Société Entomologique de France 44: 194–199.
- Mesnil LP (1939c) Quatre nouvelles espèces de *Stomatomyia* B. B. (Dipt. Larvaevoridae). Revue Française d'Entomologie 6: 168–173.
- Mesnil LP (1939d) Essai sur les tachinaires (Larvaevoridae). Monographies publiées par les Stations et Laboratoires de Recherches Agronomiques 7: 67 + v pp.
- Mesnil LP (1940) Espèces nouvelles du genre *Exorista* Meig. (Dipt. Larvaevoridae). Bulletin de la Société Entomologique de France 45: 38–40.
- Mesnil LP (1941) Espèces nouvelles du genre *Exorista* Meig. (Dipt. Larvaevoridae). Bulletin de la Société Entomologique de France 46: 20–22.
- Mesnil LP (1944) Nouveaux Larvaevoridae exotiques du Muséum de Paris (Diptera). Revue Française d'Entomologie 11: 10–17.

- Mesnil LP (1946) Revision des Phorocerini de l'Ancien Monde (Larvaevoridae). Encyclopédie Entomologique. Série B. Mémoires et Notes. II. Diptera 10: 37–80.
- Mesnil LP (1949a) Tachinides congolais. Revue de Zoologie et de Botanique Africaines 42: 85–93.
- Mesnil LP (1949b) 64g. Larvaevorinae (Tachininae). Die Fliegen der Palaearktischen Region 10 (Lieferung 161): 49–104.
- Mesnil LP (1949c) Essai de révision des espèces du genre *Drino* Robineau-Desvoidy Sturmii-nae a oeufs macrotypes. Bulletin de l'Institut Royal des Sciences Naturelles de Belgique 25 (42): 1–38.
- Mesnil LP (1950a) Première note préliminaire sur les Tachinidae du Parc Albert. Bulletin de l'Institut Royal des Sciences Naturelles de Belgique 26 (3): 1–6.
- Mesnil LP (1950b) Notes sur les Carceliina (Dipt. Tachinidae) et révision des espèces d'Afrique. Revue de Zoologie et de Botanique Africaines 43: 1–24.
- Mesnil LP (1950c) 64g. Larvaevorinae (Tachininae). Die Fliegen der Palaearktischen Region 10 (Lieferung 164): 105–160 + pls. VI–VII.
- Mesnil LP (1950d) Critiques et suggestions à propos de récents travaux concernant les protachinides d'Afrique. Bulletin et Annales de la Société Entomologique de Belgique 86: 104–117.
- Mesnil LP (1951) 64g. Larvaevorinae (Tachininae). Die Fliegen der Palaearktischen Region 10 (Lieferung 166): 161–208 + pls. III–V.
- Mesnil LP (1952a) Seconde note préliminaire sur les tachinaires du Congo Belge. Bulletin de l'Institut Royal des Sciences Naturelles de Belgique 28 (2): 1–15.
- Mesnil LP (1952b) Seconde note préliminaire sur les tachinaires du Congo Belge. (Suite.) Bulletin de l'Institut Royal des Sciences Naturelles de Belgique 28 (23): 1–18.
- Mesnil LP (1952c) 64g. Larvaevorinae (Tachininae). Die Fliegen der Palaearktischen Region 10 (Lieferung 168): 209–256 + pls. VIII–IX.
- Mesnil LP (1953a) A new tachinid parasite of an embiopteron. Proceedings of the Royal Entomological Society of London. Series B. Taxonomy 22: 145–146 + 1 pl.
- Mesnil LP (1953b) Nouveaux tachinaires d'Orient. (2^e partie.) Bulletin et Annales de la Société Entomologique de Belgique 89: 146–178.
- Mesnil LP (1954a) Genres *Actia* Robineau-Desvoidy et voisins (Diptera Brachycera Calyptrae). Exploration du Parc National Albert, Mission G.F. de Witte (1933–1935) 81: 1–41.
- Mesnil LP (1954b) 64g. Larvaevorinae (Tachininae). Die Fliegen der Palaearktischen Region 10 (Lieferung 175): 305–368.
- Mesnil LP (1954c) Révision du genre *Thelairosoma* Villeneuve (Diptera Tachinidae). Annales du Musée Royal du Congo Belge, N. Sér. in-4°, Sciences Zoologiques 1: 469–474.
- Mesnil LP (1955) Contributions à l'étude de la faune entomologique du Ruanda-Urundi (Mission P. Basilewsky 1953). LXXI. Diptera Tachinidae. Annales du Musée Royal du Congo Belge, N. Sér. in-8°, Sciences Zoologiques 40: 359–367.
- Mesnil LP (1956a) 64g. Larvaevorinae (Tachininae). Die Fliegen der Palaearktischen Region 10 (Lieferung 189): 465–512 + pls. X–XIV.
- Mesnil LP (1956b) Trois nouveaux tachinaires d'Afrique (Dipt. Tachinidae). Entomophaga 1: 76–80. doi: 10.1007/BF02377878

- Mesnil LP (1956c) 64g. Larvaevorinae (Tachininae). Die Fliegen der Palaearktischen Region 10 (Lieferung 192): 513–560.
- Mesnil LP (1957) Nouveaux tachinaires d'Orient. (Deuxième série.) Mémoires de la Société Royale d'Entomologie de Belgique 28: 1–80.
- Mesnil LP (1958) Sur quelques tachinaires récoltés dans la Réserve du Mt Nimba en Guinée française. Acta Tropica 15: 251–254.
- Mesnil LP (1959) Tachinidae d'Afrique orientale (Dipt.). (Récoltés par l'expédition zoologique allemande en Afrique orientale de 1951/52. Groupe Lindner–Stuttgart, Nr. 33.) Stuttgarter Beiträge zur Naturkunde 23: 1–31.
- Mesnil LP (1960a) 64g. Larvaevorinae (Tachininae). Die Fliegen der Palaearktischen Region 10 (Lieferung 210): 561–608.
- Mesnil LP (1960b) 64g. Larvaevorinae (Tachininae). Die Fliegen der Palaearktischen Region 10 (Lieferung 212): 609–656.
- Mesnil LP (1961) 64g. Larvaevorinae (Tachininae). Die Fliegen der Palaearktischen Region 10 (Lieferung 219): 657–704.
- Mesnil LP (1962) 64g. Larvaevorinae (Tachininae). Die Fliegen der Palaearktischen Region 10 (Lieferung 224): 753–800.
- Mesnil LP (1965) Description d'une nouvelle espèce d'Ormiini récemment découverte dans le Sud de la France (Dipt. Tachinidae). Bulletin de la Société Entomologique de France 69 [1964]: 261–264.
- Mesnil LP (1966) Note de nomenclature (Dipt. Tachinidae). Bulletin de la Société Entomologique de France 70 [1965]: 232.
- Mesnil LP (1968a) Quelques remarquables tachinaires de Madagascar (Dipt. Tachinidae). Verhandlungen der Naturforschenden Gesellschaft in Basel 79: 44–55.
- Mesnil LP (1968b) Quelques espèces inédites de tachinaires africains (Dipt. Tachinidae). Stuttgarter Beiträge zur Naturkunde 187: 1–12.
- Mesnil LP (1968c) Nouveaux tachinaires d'Orient. (Troisième série.) Bulletin et Annales de la Société Royale d'Entomologie de Belgique 104: 173–188.
- Mesnil LP (1970a) 64g. Larvaevorinae (Tachininae). Die Fliegen der Palaearktischen Region 10 (Lieferung 281): 929–976.
- Mesnil LP (1970b) Description de nouveaux tachinaires de l'Ancien Monde, et notes synonymiques (Diptera, Tachinidae). Mushi 44: 89–123.
- Mesnil LP (1971) Quelques nouveaux tachinaires (Dipt. Tachinidae) de l'Ancien Monde. Entomophaga 16: 67–73. doi: 10.1007/BF02370690
- Mesnil LP (1973) 64g. Larvaevorinae (Tachininae) Die Fliegen der Palaearktischen Region 10 (Lieferung 298): 1113–1168.
- Mesnil LP (1975a) 64g. Larvaevorinae (Tachininae). Die Fliegen der Palaearktischen Region 10 (Lieferung 309): 1305–1384.
- Mesnil LP (1975b) 64g. Larvaevorinae (Tachininae). Die Fliegen der Palaearktischen Region 10 (Lieferung 312): 1385–1435.
- Mesnil LP (1976) Nouveaux tachinaires de Madagascar. 3e partie (Dipt., Tachinidae). Mushi 49: 35–51.

- Mesnil LP (1977a) Nouveaux tachinaires de Madagascar (Dipt. Tachinidae). 4e partie. Mitteilungen der Schweizerischen Entomologischen Gesellschaft 50: 75–84.
- Mesnil LP (1977b) Nouveaux tachinaires de Madagascar. 2e partie (Dipt. Tachinidae). Verhandlungen der Naturforschenden Gesellschaft in Basel 86 [1975]: 171–192.
- Mesnil LP (1977c) Nouveaux tachinaires de Madagascar (Dipt. Tachinidae) – 5e partie. Mitteilungen der Schweizerischen Entomologischen Gesellschaft 50: 177–187.
- Mesnil LP (1977d) Nouveaux tachinaires de Madagascar (Dipt. Tachinidae). 6e partie. Mitteilungen der Schweizerischen Entomologischen Gesellschaft 50: 321–329.
- Mesnil LP (1978a) Nouveaux tachinaires de Madagascar (Dipt. Tachinidae) – 7e partie. Mitteilungen der Schweizerischen Entomologischen Gesellschaft 51: 107–114.
- Mesnil LP (1978b) Nouveaux tachinaires de Madagascar (Dipt. Tachinidae) – 8e partie. Mitteilungen der Schweizerischen Entomologischen Gesellschaft 51: 279–290.
- Meunier F (1905a) Sur quelques diptères (Cecidomyiidae, Tachininae, Chloropinae, Phoridae) et un hyménoptère (Chalcididae) du copal récent de Madagascar. *Miscellanea Entomologica* 13: 89–92.
- Meunier F (1905b) Nouvelles recherches sur quelques diptères et hyménoptères du copal fossile “dit de Zanzibar”. *Revue Scientifique du Bourbonnais et du Centre de la France* 1905: 204–216 + 1 pl.
- Mik J (1889) Ueber die Dipterengattung *Euthera* Lw. *Wiener Entomologische Zeitung* 8: 129–134.
- Mik J (1891) Dipterologische Miscellen. XIX. *Wiener Entomologische Zeitung* 10: 189–194.
- Mik J (1894) Dipterologische Miscellen. (2. Serie.) IV. *Wiener Entomologische Zeitung* 13: 49–54.
- Mik J (1898) Altes und neues über Dipteren. *Wiener Entomologische Zeitung* 17: 196–219 + pls. II–III.
- Nihei SS (2015) Systematic revision of the ormiine genera *Aulacephala* Macquart and *Phasioormia* Townsend (Diptera, Tachinidae). *Zootaxa* 3931: 1–26. doi: 10.11646/zootaxa.3931.1.1
- Ngongolo K, Mtoka S, Mahulu A, Sigala A (2014) The *Leucaena leucocephala* floral visitors, pollinators and their predators in the restored Wazo Hill Quarry, Tanzania. *Entomology and Applied Science Letters* 1: 36–42.
- O'Hara JE (1989) Systematics of the genus group taxa of the Siphonini (Diptera: Tachinidae). *Quaestiones Entomologicae* 25: 1–229.
- O'Hara JE (1996) The tachinid taxa of Louis P. Mesnil, with notes on nomenclature (Insecta: Diptera). *Canadian Entomologist* 128: 115–165. doi: 10.4039/Ent128115-1
- O'Hara JE (2002) Revision of the Polideini (Tachinidae) of America north of Mexico. *Studia Dipterologica*. Supplement 10: 170 pp.
- O'Hara JE (2011) Cyber nomenclaturalists and the “CESA itch”. *Zootaxa* 2933: 57–64.
- O'Hara JE (2013) History of tachinid classification (Diptera, Tachinidae). *ZooKeys* 316: 1–34. doi: 10.3897/zookeys.316.5132
- O'Hara JE (2014) World genera of the Tachinidae (Diptera) and their regional occurrence. Version 8.0. PDF document, 87 pp. [Available at <http://www.nadsdiptera.org/Tach/WorldTachs/Genera/Worldgenera.htm>; accessed 21 November 2014].

- O'Hara JE, Cerretti P, Pape T, Evenhuis NL (2011) Nomenclatural studies toward a world list of Diptera genus-group names. Part II: Camillo Rondani. *Zootaxa* 3141: 1–268.
- O'Hara JE, Evenhuis NL (2011) Case 3539. *Sturmia* Robineau-Desvoidy, 1830, *Senometopia* Macquart, 1834 and *Drino* Robineau-Desvoidy, 1863 (Insecta, Diptera, Tachinidae): proposed conservation of usage. *Bulletin of Zoological Nomenclature* 68: 61–64.
- O'Hara JE, Raper CM, Pont AC, Whitmore D (2013) Reassessment of *Paleotachina* Townsend and *Electrotachina* Townsend and their removal from the Tachinidae (Diptera). *ZooKeys* 361: 27–37. doi: 10.3897/zookeys.361.6448
- O'Hara JE, Shima H, Zhang C-t (2009) Annotated catalogue of the Tachinidae (Insecta: Diptera) of China. *Zootaxa* 2190: 1–236.
- O'Hara JE, Wood DM (2004) Catalogue of the Tachinidae (Diptera) of America north of Mexico. *Memoirs on Entomology, International* 18: iv + 410 pp.
- Orbigny CVD d' (Ed) (1842) [Livraisons 18–23], pp. 321–720. *Dictionnaire universel d'histoire naturelle résumant et complétant tous les faits présentés par les encyclopédies, les anciens dictionnaires scientifiques, les oeuvres complètes de Buffon, et les meilleurs traités spéciaux sur les diverses branches des sciences naturelles; — donnant la description des êtres et des divers phénomènes de la nature, l'étymologie et la définition des noms scientifiques, les principales applications des corps organiques et inorganiques à l'agriculture, à la médecine, aux arts industriels, etc.; dirigé par M. Charles d'Orbigny, et enrichi d'un magnifique atlas de planches gravées sur acier. Tome deuxième. C. Renard, Paris. 795 pp.* [Livraisons 18–23 of d'Orbigny's *Dictionnaire* were published individually between 24 January and 20 June 1842 (Evenhuis 1990: 222).]
- Orbigny CVD d' (Ed) (1846) [Livraisons 85–92], pp. 1–640. *Dictionnaire universel d'histoire naturelle résumant et complétant tous les faits présentés par les encyclopédies, les anciens dictionnaires scientifiques, les oeuvres complètes de Buffon, et les meilleurs traités spéciaux sur les diverses branches des sciences naturelles; — donnant la description des êtres et des divers phénomènes de la nature, l'étymologie et la définition des noms scientifiques, les principales applications des corps organiques et inorganiques à l'agriculture, à la médecine, aux arts industriels, etc.; dirigé par M. Charles d'Orbigny, et enrichi d'un magnifique atlas de planches gravées sur acier. Tome huitième. C. Renard, Paris. 766 pp.* [Livraisons 85–92 of d'Orbigny's *Dictionnaire* were published between 21 September and 14 December 1846 (Evenhuis 1990: 224).]
- Orbigny, C.V.D. d' ed. (1848) [Livraisons 127–132], pp. 417–816. *Dictionnaire universel d'histoire naturelle résumant et complétant tous les faits présentés par les encyclopédies, les anciens dictionnaires scientifiques, les oeuvres complètes de Buffon, et les meilleurs traités spéciaux sur les diverses branches des sciences naturelles; — donnant la description des êtres et des divers phénomènes de la nature, l'étymologie et la définition des noms scientifiques, les principales applications des corps organiques et inorganiques à l'agriculture, à la médecine, aux arts industriels, etc.; dirigé par M. Charles d'Orbigny, et enrichi d'un magnifique atlas de planches gravées sur acier. Tome onzième. C. Renard, Paris. 816 pp.* [Livraisons 127–132 of d'Orbigny's *Dictionnaire* were published on 9 September 1848 (Evenhuis 1990: 224).]

- Orbigny CVD d' (Ed) (1849a) [Livraisons 138–139], pp. 312–478. Dictionnaire universel d'histoire naturelle résumant et complétant tous les faits présentés par les encyclopédies, les anciens dictionnaires scientifiques, les oeuvres complètes de Buffon, et les meilleurs traités spéciaux sur les diverses branches des sciences naturelles; — donnant la description des êtres et des divers phénomènes de la nature, l'étymologie et la définition des noms scientifiques, les principales applications des corps organiques et inorganiques à l'agriculture, à la médecine, aux arts industriels, etc.; dirigé par M. Charles d'Orbigny, et enrichi d'un magnifique atlas de planches gravées sur acier. Tome douzième. C. Renard, Paris. 816 pp. [Livraisons 138–139 of d'Orbigny's *Dictionnaire* were published on 2 January 1849 (see Evenhuis 1990: 225 and Evenhuis et al. 2010: 214 for dating and pagination of these livraisons).]
- Orbigny CVD d' (Ed) (1849b) [Livraisons 148–149], pp. 193–320. Dictionnaire universel d'histoire naturelle résumant et complétant tous les faits présentés par les encyclopédies, les anciens dictionnaires scientifiques, les oeuvres complètes de Buffon, et les meilleurs traités spéciaux sur les diverses branches des sciences naturelles; — donnant la description des êtres et des divers phénomènes de la nature, l'étymologie et la définition des noms scientifiques, les principales applications des corps organiques et inorganiques à l'agriculture, à la médecine, aux arts industriels, etc.; dirigé par M. Charles d'Orbigny, et enrichi d'un magnifique atlas de planches gravées sur acier. Tome treizième. C. Renard, Paris. 384 pp. [Livraisons 148–149 of d'Orbigny's *Dictionnaire* were published on 10 September 1849 (see Evenhuis 1990: 225 and Evenhuis et al. 2010: 215 for dating and pagination of these livraisons).]
- Osculati G (1850) Esplorazione delle regioni equatoriali lungo il Napo ed il fiume delle Amazzoni frammento di un viaggio fatto nelle due Americhe negli anni 1846–47–48. Bernardoni, Milano. 320 pp.
- Özdikmen H (2007) A nomenclatural act: replacement names for homonymous tachinid genera with lepidopteran genera (Diptera: Tachinidae). *Munis Entomology & Zoology* 2: 163–168.
- Pandellé L (1894) Études sur les muscides de France. II^e partie. [Cont.] *Revue d'Entomologie* 13: 1–113. [This paper was published in three parts during 1894: pp. 1–52 (January), pp. 53–84 (March), and pp. 85–113 (May).]
- Pandellé L (1896) Etudes sur les muscides de France. II^e partie. (Suite.) *Revue d'Entomologie* 15: 1–230. [This paper was published in six parts during 1896: pp. 1–28 (January), pp. 29–52 (February), pp. 53–108 (March), pp. 109–156 (May), pp. 157–219 (July), and pp. 220–230 (October, Index).]
- Pantel J (1910) Recherches sur les diptères a larves entomobies. I. Caractères parasitiques aux points de vue biologique, éthologique et histologique. *La Cellule* 26: 25–216 + 5 pls.
- Panzer GWF (1798) Heft 54. Favnae insectorum germanicae initia oder Deutschlands Insecten. Felsecker, Nürnberg. 24 pp. + 24 pls.
- Pape T, Beuk P, Pont AC, Shatalkin AI, Ozerov AL, Woźnica AJ, Merz B, Bystrowski C, Raper C, Bergström C, Kehlmaier C, Clements DK, Greathead D, Kameneva EP, Nartshuk E, Petersen FT, Weber G, Bächli G, Geller-Grimm F, Van de Weyer G, Tschorsnig H-P, de Jong H, van Zuijlen, J-W, Vaňhara J, Roháček J, Ziegler J, Majer J, Hürka K, Holston K,

- Rognes K, Greve-Jensen L, Munari L, de Meyer M, Pollet M, Speight, MCD, Ebejer MJ, Martinez M, Carles-Tolrá M, Földvári M, Chvála M, Barták M, Evenhuis NL, Chandler PJ, Cerretti P, Meier R, Rozkosny R, Prescher S, Gaimari SD, Zatwarnicki T, Zeegers T, Dikow, T, Korneyev VA, Richter VA, Michelsen V, Tanasijtshuk VN, Mathis WN, Hubenov Z, de Jong Y (2015) Fauna Europaea: Diptera – Brachycera. Biodiversity Data Journal 3: e4187. doi: 10.3897/BDJ.3.e4187
- Paramonov SJ (1955) Notes on Australian Diptera (XVI–XIX). Annals and Magazine of Natural History (Ser. 12) 8: 125–144.
- Pokorny E (1886) Vier neue österreichische Dipteren. Wiener Entomologische Zeitung 5: 191–196.
- Pont AC (1980) Family Calliphoridae, pp. 779–800. In: Crosskey RW (Ed), Catalogue of the Diptera of the Afrotropical Region. British Museum (Natural History), London. 1437 pp.
- Pont AC, Michelsen V (1982) The Muscoidea described by Moses Harris (Diptera: Fanniidae, Scathophagidae, Anthomyiidae, Muscidae). Steenstrupia 8: 25–46.
- Richter VA (1967) A new genus of parasitic tachinid flies (Diptera, Tachinidae) from Middle Asia. Entomologicheskoe Obozrenie 46: 478–479. [In Russian.] [English translation in Entomological Review 46: 281–282.]
- Richter VA (1972) On the fauna of Tachinidae (Diptera) of the Mongolian People's Republic. Nasekomye Mongolii [also as Insects of Mongolia] 1: 937–968. [In Russian.]
- Richter VA (2001) A new genus and species of tachinid flies (Diptera: Tachinidae) from Iran. International Journal of Dipterological Research 12: 25–28.
- Richter VA (2004) [Fam. Tachinidae—tachinids], pp. 148–398. In: Sidorenko VS (Ed), Key to the insects of Russian Far East. Vol. VI. Diptera and Siphonaptera. Part 3. Dal'nauka, Vladivostok. 659 pp. [In Russian.]
- Robertson S, Barraclough DA (1992) *Schizolinnaea* van Emden, an Afrotropical genus of Tachinidae (Diptera) with sexually dimorphic antennae. Annals of the Natal Museum 33: 203–207.
- Robineau-Desvoidy J-B (1830) Essai sur les myodaires. Mémoires présentés par divers savans a l'Académie Royale des Sciences de l'Institut de France. Sciences Mathématiques et Physiques (Sér. 2) 2: 813 pp. [This work was published on 6 June 1830 (Evenhuis et al. 2010: 217), whereas Wiedemann (1830) was published later, in September 1830 (Evenhuis 1997: 822). Crosskey (1980a: 1184) treated Wiedemann (1830) as having been published first following Aubertin (1933).]
- Robineau-Desvoidy J-B (1848) [Sociétés Savantes: On communique une nouvelle suite de mémoires de M. Robineau-Desvoidy sur les myodaires des environs de Paris.] Revue Zoologique par la Société Cuvierienne 10: 185–186.
- Robineau-Desvoidy J-B (1849a) [Sociétés Savantes: M. Robineau-Desvoidy lit une nouvelle suite de son ouvrage sur les myodaires des environs de Paris.] Revue et Magasin de Zoologie Pure et Appliquée (Sér. 2) 1: 158.
- Robineau-Desvoidy J-B (1849b) Myodaires des environs de Paris. (Suite.) Annales de la Société Entomologique de France (Sér. 2) 6 [1848]: 429–477.
- Robineau-Desvoidy J-B (1850) Myodaires des environs de Paris. (Suite.) Annales de la Société Entomologique de France (Sér. 2) 8: 183–209.

- Robineau-Desvoidy J-B (1851) Myodaires des environs de Paris. (Suite.) Annales de la Société Entomologique de France (Sér. 2) 9: 177–190.
- Robineau-Desvoidy J-B (1863a) Histoire naturelle des diptères des environs de Paris. Oeuvre posthume du D^r Robineau-Desvoidy publiée par les soins de sa famille, sous la direction de M. H. Monceaux. Tome premier. V. Masson et fils, Paris; F. Wagner, Leipzig; and Williams & Norgate, London. xvi + 1143 pp. [This work and the following one were published simultaneously on 11 January 1863 (see Evenhuis et al. 2010: 218 for dating).]
- Robineau-Desvoidy J-B (1863b) Histoire naturelle des diptères des environs de Paris. Oeuvre posthume du D^r Robineau-Desvoidy publiée par les soins de sa famille, sous la direction de M. H. Monceaux. Tome second. Victor Masson et fils, Paris; Franz Wagner, Leipzig; and Williams & Norgate, London. 920 pp.
- Rognes K, O'Hara JE, Cerretti P (2015) The identity of *Tachina westermanni* Wiedemann, 1819 (Diptera: Calliphoridae or Tachinidae) with a solution to a nomenclatural problem. Zootaxa 3957: 467–479.
- Rohdendorf BB (1931) Records of Tachinidae (Larvaevoridae), with new African species (Dipt.). Annals and Magazine of Natural History (Ser. 10) 8: 347–351.
- Rohlfien K, Ewald B (1974) Katalog der in den Sammlungen des ehemaligen Deutschen Entomologischen Institutes aufbewahrten Typen — XI. Beiträge zur Entomologie 24: 107–147.
- Rondani C (1845) Descrizione di due generi nuovi di insetti ditteri. Memoria duodecima per servire alla ditteriologia italiana. Nuovi Annali delle Scienze Naturali e Rendiconto delle Sessioni della Società Agraria e dell'Accademia delle Scienze dell'Istituto di Bologna (Ser. 2) 3: 25–36 + 1 pl. [O'Hara and Wood (2004) dated this publication from 1844 following Thompson et al. (1999), but that date has subsequently been found to be in error (see O'Hara et al. 2011: 243).]
- Rondani C (1850) Osservazioni sopra alcune specie di esapodi ditteri del Museo Torinese. Nuovi Annali delle Scienze Naturali e Rendiconto delle Sessioni della Società Agraria e dell'Accademia delle Scienze dell'Istituto di Bologna (Ser. 3) 2: 165–197 + 1 pl.
- Rondani C (1856) Dipterologiae italicae prodromus. Vol: I. Genera italica ordinis dipterorum ordinatim disposita et distincta et in familias et stirpes aggregata. A. Stocchi, Parmae [= Parma]. 226 + [2] pp.
- Rondani C (1857) Dipterologiae italicae prodromus. Vol: II. Species italicae ordinis dipterorum in genera characteribus definita, ordinatim collectae, methodo analitica distinctae, et novis vel minus cognitis descriptis. Pars prima. Oestridae: Syrphidae: Conopidae. A. Stocchi, Parmae [= Parma]. 264 pp. + 1 pl.
- Rondani C (1859) Dipterologiae italicae prodromus. Vol: III. Species italicae ordinis dipterorum in genera characteribus definita, ordinatim collectae, methodo analitica distinctae, et novis vel minus cognitis descriptis. Pars secunda. Muscidae. Siphoninae et (partim) Tachininae. A. Stocchi, Parmae [= Parma]. 243 + [1] pp. + 1 pl.
- Rondani C (1861a) Nota XIII pro dipterologia italica. De genere *Prosenia* S. Fr. Serv. Archivio per la Zoologia, l'Anatomia e la Fisiologia 1: 278–281.
- Rondani C (1861b) Dipterologiae italicae prodromus. Vol. IV. Species italicae ordinis dipterorum in genera characteribus definita, ordinatim collectae, methodo analitica distinctae, et

- novis vel minus cognitis descriptis. Pars tertia. Muscidae. Tachininarum complementum. A. Stocchi, Parmae [= Parma]. 174 pp. [In title “analatica” is a misspelling of “analitica”.]
- Rondani C (1862) Dipterologiae italicae prodromus. Vol. V. Species italicae ordinis dipterorum in genera characteribus definita, ordinatim collectae, methodo analitica distinctae, et novis vel minus cognitis descriptis. Pars quarta. Muscidae. Phasiinae—Dexinae—Muscinae—Stomoxidinae. P. Grazioli, Parmae [= Parma]. 239 pp.
- Rondani C (1865) Diptera italica non vel minus cognita descripta vel annotata observationibus nonnullis additis. Fasc. II. Muscidae. Atti della Società Italiana di Scienze Naturali 8: 193–231.
- Rondani C (1868a) Diptera italica non vel minus cognita descripta vel annotata observationibus nonnullis additis. Fasc. III. Atti della Società Italiana di Scienze Naturali 11: 21–54.
- Rondani C (1868b) Specierum italicarum ordinis dipterorum catalogus notis geographicis auctus. Atti della Società Italiana di Scienze Naturali 11: 559–603.
- Rondani C (1873) Muscaria exotica Musei Civici Januensis observata et distincta. Fragmentum I. Species aliquae in Abyssinia (Regione Bogos) lectae a Doct. O. Beccari et March. O. Antinori, anno 1870–71. Annali del Museo Civico di Storia Naturale di Genova 4: 282–294.
- Roubaud E, Villeneuve J (1914) Contribution a l'étude des espèces du genre *Anacamptomyia* Bischof (Dipt.). Revue Zoologique Africaine 4: 121–128.
- Sabrosky CW (1999) Family-group names in Diptera. An annotated catalog. Myia 10: 1–360.
- Sabrosky CW, Arnaud PH Jr (1965) Family Tachinidae (Larvaevoridae), pp. 961–1108. In: Stone A, Sabrosky CW, Wirth WW, Foote RH, Coulson JR (Eds), A catalog of the Diptera of America north of Mexico. United States Department of Agriculture. Agriculture Handbook 276: iv + 1696 pp.
- Sabrosky CW, Crosskey RW (1969) The type-material of Tachinidae (Diptera) described by N. Baranov. Bulletin of the British Museum (Natural History). Entomology 24: 27–63.
- Schiner JR (1861) Fauna austriaca. Die Fliegen (Diptera). Nach der analytischen Methode bearbeitet, mit der Charakteristik sämtlicher europäischer Gattungen, der Beschreibung aller in Deutschland vorkommenden Arten und der Aufzählung aller bisher beschriebenen europäischen Arten. I. Theil. [Heft 6/7], pp. 441–656. “1862”. C. Gerold's Sohn, Wien [= Vienna].
- Schiner JR (1868) Diptera. vi + 388 pp. + 4 pls. In: Reise der österreichischen Fregatte *Novara* um die Erde in den Jahren 1857, 1858, 1859 unter den Befehlen des Commodore B. von Wüllerstorff-Urbair. Zoologischer Theil. Zweiter Band. 1. Abtheilung. K. Gerold's Sohn, Wien [= Vienna]. [The publisher, K. [= Karl] Gerold's Sohn, published Schiner (1861b) under the name C. [= Carl] Gerold's Sohn.]
- Scott H (1958) Biogeographical research in High Simien (Northern Ethiopia), 1952–53. Proceedings of the Linnean Society of London 170: 1–91 + 2 maps [not including maps treated as figures in text] + 17 pls.
- Scudder SH (1882) Nomenclator zoologicus. An alphabetical list of all generic names that have been employed by naturalists for recent and fossil names from the earliest times to the close of the year 1879. I. Supplemental list of genera in zoology. List of generic names employed in zoology and paleontology to the close of the year 1879, chiefly supplemental to those catalogued by Agassiz and Marschall, or indexed in the Zoological Record. Bulletin of the United States National Museum 19[i]: i–xxi, 1–376.

- Séguy E (1926) Calliphorines nouveaux. Encyclopédie Entomologique. Série B. Mémoires et Notes. II. Diptera 3: 17–20. [Published on 15 January 1926 according to the dating of the volumes of “Encyclopédie Entomologique, Série B. II. Diptera” by Evenhuis (1989b).]
- Séguy E (1933) Contributions à l'étude de la faune du Mozambique. Voyage de M.P. Lesne (1928–1929). 13.^e note.—Diptères (2.^e partie). Memórias e Estudos do Museu Zoológico da Universidade de Coimbra 67: 5–80. [Also issued as a separate with pagination 3–87 (Smith et al. 1980: 1131).]
- Séguy E (1936) L'*Acemyia calloti* insecte diptère a larves endoparasites des sauterelles. Annales de Parasitologie Humaine et Comparée 14: 321–326.
- Séguy E (1969) Etude sur les insectes diptères myiodaires recueillis par M.L. Matile en République Centrafricaine. Cahiers de La Maboké 6 [1968]: 99–110.
- Sharp D (1893) Insecta, pp. 1–332. In: Sharp, D. (Ed), The zoological record. Volume the twenty-ninth. Being records of zoological literature relating chiefly to the year 1892. Zoological Society, London.
- Shima H (1979) New genera, species and subspecies of Oriental Tachinidae (Diptera). Bulletin of the National Science Museum. Series A (Zoology) 5: 135–152.
- Shima H (1980) Study on the tribe Blondeliini from Japan (Diptera, Tachinidae). III. Descriptions of a new genus and two new species from Japan, Korea and Nepal, with notes on *Drinomyia bicoloripes* (Mesnil). Kontyû 48: 259–266.
- Shima H (1989) Parasitic way of life in tachinid flies. Insectarium 26: 4–9, 46–51, 88–94, 120–126. [In Japanese; cladogram on p. 125 reproduced with English caption in The Tachinid Times 3: 9 (1990).]
- Shima H (1996) A systematic study of the tribe Winthemiini from Japan (Diptera, Tachinidae). Beiträge zur Entomologie 46: 169–235.
- Shima H (2006) A host-parasite catalog of Tachinidae (Diptera) of Japan. Makunagi/ Acta Dipterologica. Supplement 2: 171 pp.
- Shima H (2014) Family Tachinidae, pp. 832–882. In: Nakamura T, Saigusa T, Suwa M (Eds), Catalogue of the insects of Japan. Vol. 8. Diptera. Part 2. Brachycera Schizophora. Touka shobo, Fukuoka. xiv + 562 pp.
- Smith KGV, Crosskey RW, Pont AC (1980) Bibliography of cited literature, pp. 889–1196. In: Crosskey RW (Ed), Catalogue of the Diptera of the Afrotropical Region. British Museum (Natural History), London. 1437 pp.
- Speiser P (1910) 5. Cyclorhapha, Aschiza, pp. 113–198. In: Sjöstedt, Y. (Ed), Wissenschaftliche Ergebnisse der schwedischen zoologischen Expedition nach dem Kilimandjaro, dem Meru und den umgebenden Massaissteppen, Deutsch-Ostafrikas 1905–1906 unter Leitung von Prof. Dr. Yngve Sjöstedt. Herausgegeben mit Unterstützung von der Königl. Schwedischen Akademie der Wissenschaften. P. Palmquists Aktiebolag, Stockholm. Band 2, Abteilung 10 (Diptera), 202 pp. + 2 pls.
- Speiser P (1914) Beiträge zur Dipterenfauna von Kamerun. II. Deutsche Entomologische Zeitschrift 1914: 1–16. doi: 10.1002/mmnd.191419140102
- Stackelberg AA (1943) A new species of the genus *Carcellia* (Diptera, Larvivoridae) from the Ussuri land. Doklady Akademii Nauk SSSR (N. Ser.) 39: 163–164.

- Stein P (1906) Die afrikanischen Anthomyiden des Königl. Zoologischen Museums zu Berlin. Berliner Entomologische Zeitschrift 51: 33–80. doi: 10.1002/mmnd.47919060104
- Stein P (1924) Die verbreitetsten Tachiniden Mitteleuropas nach ihren Gattungen und Arten. Archiv für Naturgeschichte. Abteilung A 90 (6): 1–271.
- Stireman JO III, O'Hara JE, Moulton K, Cerretti P, Winkler IS (2013) Progress towards a phylogeny of world Tachinidae. Year 1. The Tachinid Times 26: 4–9.
- Stireman JO III, O'Hara JE, Wood DM (2006) Tachinidae: evolution, behavior, and ecology. Annual Review of Entomology 51: 525–555 + 2 pls.
- Strobl G (1902) [New contributions to the Diptera fauna of the Balkan Peninsula.] Glasnik Zemaljskog Muzeja u Bosni i Hercegovini 14: 461–517. [In Serbian.]
- Strobl G (1905) Neue Beiträge zur Dipterenfauna der Balkanhalbinsel. Wissenschaftliche Mitteilungen aus Bosnien und der Herzegowina 9 [1904]: 519–581. [This is a German version of Strobl (1902).]
- Sun X-k, Marshall SA (2003) Systematics of *Phasia* Latreille (Diptera: Tachinidae). Zootaxa, 276, 1–320.
- Tachi T, Shima H (2002) Systematic study of the genus *Peribaea* Robineau-Desvoidy of East Asia (Diptera: Tachinidae). Tijdschrift voor Entomologie 145: 115–144. doi: 10.1163/22119434-900000106
- Tachi T, Shima H (2005) Revision of the subgenus *Ceranthia* Robineau-Desvoidy of the genus *Siphona* Meigen of Japan (Diptera: Tachinidae). Entomological Science 8: 189–200. doi: 10.1111/j.1479-8298.2005.00112.x
- Thompson FC, Evenhuis NL, Sabrosky CW (1999) Bibliography of the family-group names of Diptera. Myia 10: 361–556.
- Thompson FC, Pont AC (1994) Systematic database of *Musca* names (Diptera). A catalog of names associated with the genus-group name *Musca* Linnaeus, with information on their classification, distribution, and documentation. Theses Zoologicae 20 [1993]: 219 + [2 (postscript)] pp.
- Thomson CG (1869) Diptera. Species novas descripsit, pp. 443–614 + pl. 9. In: Kongliga svenska fregatten Eugénies resa omkring jorden under befäl af C.A. Virgin, åren 1851–1853. Vetenskapliga iakttagelser på H.M. konung Oscar den förstes befallning utgifna af K. Svenska Vetenskaps-Akademien. Vol. II. Zoologi. 1. Insecta. P.A. Norstedt & Söner, Stockholm. [1868], 617 pp. + 9 pls.
- Times Books (2007) The Times comprehensive atlas of the world. 12th edition. Times Books, London. 67 + [2] pp. + 125 pls. + 223 (Glossary and Index) + [1 (Acknowledgements)] pp. [Each of the 125 plates spans 2 pages.]
- Townsend CHT (1912) A readjustment of muscoid names. Proceedings of the Entomological Society of Washington 14: 45–53.
- Townsend CHT (1915a) Proposal of new muscoid genera for old species. Proceedings of the Biological Society of Washington 28: 19–23.
- Townsend CHT (1915b) New Neotropical muscoid flies. Proceedings of the United States National Museum 49 (No. 2115): 405–440. doi: 10.5479/si.00963801.2115.405
- Townsend CHT (1916a) Two new genera of African Muscoidea. Annals and Magazine of Natural History (Ser. 8) 17: 174–176.

- Townsend CHT (1916b) Designations of muscoid genotypes, with new genera and species. *Insector Inscitiae Menstruus* 4: 4–12. doi: 10.5479/si.00963801.2152.299
- Townsend CHT (1916c) New muscoid genera (Dip.). *Entomological News* 27: 178.
- Townsend CHT (1916d) New genera and species of muscoid flies. *Proceedings of the United States National Museum* 51 (No. 2125): 299–323.
- Townsend CHT (1919a) New muscoid genera, species and synonymy (Diptera) [concl.] *Insector Inscitiae Menstruus* 6 [1918]: 157–182.
- Townsend CHT (1919b) New genera and species of muscoid flies. *Proceedings of the United States National Museum* 56 (No. 2301): 541–592.
- Townsend CHT (1921) Some new muscoid genera ancient and recent. *Insector Inscitiae Menstruus* 9: 132–134.
- Townsend CHT (1926a) New Holarctic Muscoidea (Diptera). *Insector Inscitiae Menstruus* 14: 24–41.
- Townsend CHT (1926b) New muscoid flies of the Oriental, Australian, and African faunas. *Philippine Journal of Science* 29: 529–544. doi: 10.5479/si.00963801.2301.541
- Townsend CHT (1926c) Fauna sumatrensis. (Beitrag No. 25). *Diptera Muscoidea II. Supplementa Entomologica* 14: 14–42.
- Townsend CHT (1927a) Synopse dos generos muscideos da região humida tropical da America, con generos e especies novas. *Revista do Museu Paulista* 15: 203–385 + 4 pls. + [4 (errata)] pp.
- Townsend CHT (1927b) New muscoid flies in the collection of the Deutsches Entomologisches Institut in Berlin. *Entomologische Mitteilungen* 16: 277–287.
- Townsend CHT (1927c) Fauna sumatrensis. (Beitrag Nr. 50). *Diptera Muscoidea III. Supplementa Entomologica* 16: 56–76.
- Townsend CHT (1928) New Muscoidea from the Philippines Region. *Philippine Journal of Science* 34 [1927]: 365–397.
- Townsend CHT (1931) Notes on Old-World oestromuscid types.—Part I. *Annals and Magazine of Natural History (Ser. 10)* 8: 369–391.
- Townsend CHT (1932) Notes on Old-World oestromuscid types.—Part II. *Annals and Magazine of Natural History (Ser. 10)* 9: 33–57.
- Townsend CHT (1933) New genera and species of Old World oestromuscid flies. *Journal of the New York Entomological Society* 40 [1932]: 439–479.
- Townsend CHT (1935) *Oestrocara* gen. nov. (family Oestridae, order Diptera). *Entomological News* 46: 104.
- Townsend CHT (1936a) Manual of myiology in twelve parts. Part III. Oestroid classification and habits. Gymnosomatidae to Tachinidae. Privately published, Itaquaquecetuba, São Paulo. 255 pp. [An “Addenda and corrigenda” of four pages, numbered as pp. 251–255, was published later. Thompson, Evenhuis and Sabrosky (1999: 537) noted that “Sabrosky received these addenda in March 1937”.]
- Townsend CHT (1936b) Manual of myiology in twelve parts. Part IV. Oestroid classification and habits. Dexiidae and Exoristidae. Privately published, Itaquaquecetuba, São Paulo. 303 pp. [An “Addenda and corrigenda” of five pages, numbered as pp. 305–309, was published later.]

- Townsend CHT (1938a) Five new genera of fossil Oestromuscaria. (Diptera). Entomological News 49: 166–167.
- Townsend CHT (1938b) Manual of myiology in twelve parts. Part VII. Oestroid generic diagnoses and data. Gymnosomatini to Senostomatini. Privately published, Itaquaquecetuba, São Paulo. 428 pp. [An “Addenda and corrigenda” of six pages, numbered as pp. 429–434, was published later.]
- Townsend CHT (1939a) Manual of myiology in twelve parts. Part VIII. Oestroid generic diagnoses and data. Microtropesini to Voriini. Privately published, Itaquaquecetuba, São Paulo. 405 pp. [An “Addenda and corrigenda” of two pages, numbered as pp. 407–408, was published later. Thompson, Evenhuis and Sabrosky (1999: 537) noted that “Sabrosky received these addenda on 22 March 1940”.]
- Townsend CHT (1939b) Manual of myiology in twelve parts. Part IX. Oestroid generic diagnoses and data. Thelairini to Clythoini. Privately published, Itaquaquecetuba, São Paulo. 268 pp. [An “Addenda and corrigenda” of two pages, numbered as pp. 269–270, was published later.]
- Townsend CHT (1940) Manual of myiology in twelve parts. Part X. Oestroid generic diagnoses and data. Anacamptomyiini to Frontinini. Privately published, Itaquaquecetuba, São Paulo. 334 pp. [An “Addenda and corrigenda” of one page, numbered as p. 335, was published later.]
- Townsend CHT (1941) Manual of myiology in twelve parts. Part XI. Oestroid generic diagnoses and data. Goniini to Trypherini. Privately published, Itaquaquecetuba, São Paulo. 330 pp.
- Townsend CHT (1943) Addenda and corrigenda [to Townsend (1941), Manual of myiology in twelve parts, Part XI]. Privately published, Itaquaquecetuba, São Paulo. Pp. 331–342. [Thompson et al. (1999: 538) noted that “Sabrosky received these addenda on 22 June 1943”.]
- Tschorsnig H-P (1985) Taxonomie forstlich wichtiger Parasiten: Untersuchungen zur Struktur des männlichen Postabdomens der Raupenfliegen (Diptera, Tachinidae). Stuttgarter Beiträge zur Naturkunde. Serie A (Biologie) 383: 1–137.
- Tschorsnig H-P, Báez M (2002) Tachinidae, pp. 225–234. In: Carles-Tolrá Hjorth-Andersen M (Ed), Catálogo de los Díptera de España, Portugal y Andorra (Insecta). Monografías Sociedad Entomológica Aragonesa 8: 323 pages.
- Tschorsnig H-P, Herting B (1994) Die Raupenfliegen (Diptera: Tachinidae) Mitteleuropas: Bestimmungstabellen und Angaben zur Verbreitung und Ökologie der einzelnen Arten. Stuttgarter Beiträge zur Naturkunde. Serie A (Biologie) 506: 1–170.
- Tschorsnig H-P, Richter VA (1998) Family Tachinidae, pp. 691–827. In: Papp L, Darvas B (Eds), Contributions to a manual of Palaearctic Diptera (with special reference to flies of economic importance). Vol. 3. Higher Brachycera. Science Herald, Budapest. 880 pp.
- Tschorsnig H-P, Richter VA, Cerretti P, Zeegers T, Bergström C, Vaňhara J, Van de Weyer G, Bystrowski C, Raper C, Ziegler J, Hubenov Z (2004) Tachinidae. In: Pape T (Ed), Fauna Europaea: Diptera, Brachycera. [Available at <http://www.faunaeur.org>; accessed version 2.6.2 dated 29 August 2013 on 6 May 2014. The tachinid portion of *Fauna Europaea* has not been updated since the original 2004 version of the database.]
- van den Berg MA. See Berg MA van den

van der Wulp FM. See Wulp FM van der

van Emden FI. See Emden FI van

Verbeke J (1960) Diptera Tachinidae. [Mission zoologique de l'I.R.S.A.C. en Afrique orientale (P. Basilewsky et N. Leleup, 1957).] Annales du Musée Royal du Congo Belge, Sér. in 8°, Sciences Zoologiques 88: 333–344.

Verbeke J (1962a) Contribution à l'étude des Tachinidae africains (Diptera). Exploration Hydrobiologique des Lacs Kivu, Édouard et Albert (1952–1954). Résultats scientifiques 3 (Fasc. 4): 77–187 + 25 pls.

Verbeke J (1962b) Tachinidae I (Diptera Brachycera). Exploration du Parc National de la Garamba. Mission H. de Saeger 27: 1–76.

Verbeke J (1963) Contributions à l'étude des Tachinidae africains (Diptera Calyptrata). I. – Une espèce nouvelle du genre *Latiginella* Villeneuve (Blondeliini). Revue de Zoologie et de Botanique Africaines 67: 176–179.

Verbeke J (1964) Contributions à l'étude des Tachinidae africains (Diptera Calyptrata). II. – Une espèce nouvelle du genre *Medina* R.-D. parasite de *Metallonotus* sp. (Col Tenebrionidae). Revue de Zoologie et de Botanique Africaines 69: 169–182.

Verbeke J (1970) Diptera (Brachycera): Tachinidae (excl. Siphonina). South African Animal Life. Results of the Lund University Expedition in 1950–1951 14: 268–300.

Verbeke J (1973) Quelques remarques au sujet de la sous-tribu Winthemiina sensu Mesnil (Diptera Tachinidae) et description de deux espèces nouvelles. Bulletin de l'Institut Royal des Sciences Naturelles de Belgique. Entomologie 49 (3): 1–8.

Villeneuve J (1907) Observations et notes synonymiques concernant quelques tachinaires types de Pandellé (Dipt.). Annales de la Société Entomologique de France 76: 379–398.

Villeneuve J (1910a) Description de nouvelles espèces de tachinaires provenant de l'Afrique occidentale. Wiener Entomologische Zeitung 29: 249–254.

Villeneuve J (1910b) Notes synonymiques. Wiener Entomologische Zeitung 29: 304–305.

Villeneuve J (1913a) Diptères nouveaux du nord africain. Deuxième note. Bulletin du Muséum National d'Histoire Naturelle, Paris 18 [1912]: 505–511 + pl. X.

Villeneuve J (1913b) Diptères nouveaux ou intéressants. Feuille des Jeunes Naturalistes, Revue Mensuelle d'Histoire Naturelle 43: 111–113.

Villeneuve J (1913c) Myodaires supérieurs de l'Afrique tropicale (1^{re} liste). Revue Zoologique Africaine 3: 24–46.

Villeneuve J (1914a) Étude sur quelques types de myodaires supérieurs. Revue Zoologique Africaine 3: 429–441.

Villeneuve J (1914b) Sur quatre formes nouvelles se rapportant aux "Oestridae dubiosae B. B.". Annales Historico-Naturales Musei Nationalis Hungarici 12: 435–442.

Villeneuve J (1915a) Nouveaux myodaires supérieurs de Formose. Annales Historico-Naturales Musei Nationalis Hungarici 13: 90–94.

Villeneuve J (1915b) Myodaires supérieurs recueillis à Madagascar. Revue Zoologique Africaine 4: 191–209.

Villeneuve J (1915c) Diptères nouveaux d'Afrique. Bulletin de la Société Entomologique de France 1915: 225–227.

Villeneuve J (1916a) Espèces africaines nouvelles du genre *Nemoraea* R.-D. (Dipt.). Annales de la Société Entomologique de France 85: 197–202.

- Villeneuve J (1916b) A new species of tachino-oestrid from South Africa (Diptera). *Annals of the South African Museum* 15: 465–468.
- Villeneuve J (1916c) A contribution to the study of the South African higher Myodarii (Diptera Calyptratae) based mostly on the material in the South African Museum. *Annals of the South African Museum* 15: 469–515.
- Villeneuve J (1918) De quelques myodaires d’Afrique. *Annales de la Société Entomologique de France* 86 [1917]: 503–508.
- Villeneuve J (1920a) Étude de quelques myodaires supérieurs (recueillis par le D^r Brauns, à Willowmore, Cap). *Revue Zoologique Africaine* 8: 151–162.
- Villeneuve J (1920b) Diptères inédits. *Annales de la Société Entomologique de Belgique* 60: 199–205.
- Villeneuve J (1921) Descriptions de tachinaires africains nouveaux. *Revue Zoologique Africaine* 9: 29–32.
- Villeneuve J (1922a) Descriptions de six tachinides nouveaux d’Afrique. *Transactions of the Entomological Society of London* 1921: 518–523.
- Villeneuve J (1922b) Myodaires supérieurs du Soudan communiqués par M. le Prof^r Rich. Ebner, de Vienne. *Revue Zoologique Africaine* 10: 62–65.
- Villeneuve J (1922c) Myodaires supérieurs paléarctiques nouveaux. *Annales des Sciences Naturelles. Zoologie (Sér. 10)* 5: 337–342.
- Villeneuve J (1923) Descriptions de Phasiinae nouveaux (Dipt.). *Revue Zoologique Africaine* 11: 78–81.
- Villeneuve J (1925) Descriptions de nouveaux tachino-oestrides (Dipt.). *Konowia* 4: 48–52.
- Villeneuve J (1926a) Descriptions de diptères nouveaux. *Encyclopédie Entomologique. Série B. Mémoires et Notes. II. Diptera* 2 [1915]: 189–192. [Published on 31 March 1926 according to the dating of the volumes of “Encyclopédie Entomologique, Série B. II. Diptera” by Evenhuis (1989b).]
- Villeneuve J (1926b) Myodaires supérieurs de l’Afrique nouveaux ou peu connus. *Revue Zoologique Africaine* 14: 64–69.
- Villeneuve J (1926c) Sur *Masicera casta* Rond. et espèces affines. *Revue Zoologique Africaine* 14: 242–247.
- Villeneuve J (1927) Description d’un nouveau tachino-oestride africain (Dipt.) et autres descriptions. *Revue Zoologique Africaine* 15: 118–122.
- Villeneuve J (1929a) Diagnoses de myodaires supérieurs inédits. *Bulletin et Annales de la Société Entomologique de Belgique* 69: 99–102.
- Villeneuve J (1929b) Descriptions de diptères égyptiens. *Bulletin de la Société Royale Entomologique d’Égypte* 12 [1928]: 43–46.
- Villeneuve J (1930a) Description de deux myodaires supérieurs sud-africains. *Bulletin et Annales de la Société Entomologique de Belgique* 69 [1929]: 352–353.
- Villeneuve J (1930b) Description d’un *Sturmia* congolais nouveau (Dipt.). *Revue de Zoologie et de Botanique Africaines* 20: 59–60.
- Villeneuve J (1932) Myodaires supérieurs inédits d’Afrique. *Revue de Zoologie et de Botanique Africaines* 21: 284–286.
- Villeneuve J (1933) Myodaires supérieurs africains nouveaux. *Revue de Zoologie et de Botanique Africaines* 23: 278–280.

- Villeneuve J (1934a) Myodaires supérieurs peu connus ou inédits de la Palestine. *Konowia* 13: 54–57.
- Villeneuve J (1934b) Descriptions de myodaires supérieurs africains (Calliphorinae). *Bulletin et Annales de la Société Entomologique de Belgique* 74: 185–187.
- Villeneuve J (1934c) Myodaires supérieurs inédits. *Revue de Zoologie et de Botanique Africaines* 25: 408–411.
- Villeneuve J (1934d) Myodaires supérieurs inédits d'Afrique. *Revue de Zoologie et de Botanique Africaines* 26: 68–72.
- Villeneuve J (1935a) Myodaires supérieurs africains inédits. *Revue de Zoologie et de Botanique Africaines* 27: 136–143.
- Villeneuve J (1935b) Sur le genre *Mormonomyia* Br.-Berg. (Dipt.). *Bulletin de la Société Entomologique de France* 40: 251–253.
- Villeneuve J (1936a) Descriptions de Larvaevoridae africains (Dipt.). *Bulletin du Musée Royal d'Histoire Naturelle de Belgique* 12 (4): 1–10.
- Villeneuve J (1936b) Notes sur quelques Larvaevoridae africains. *Bulletin du Musée Royal d'Histoire Naturelle de Belgique* 12 (12): 1–5.
- Villeneuve J (1936c) Myodaires supérieurs nouveaux du continent africain. *Bulletin du Musée Royal d'Histoire Naturelle de Belgique* 12 (41): 1–3.
- Villeneuve J (1936d) Myodaires supérieurs africains récoltés a Kampala (Uganda) par M.H. Hargreaves. *Bulletin et Annales de la Société Entomologique de Belgique* 76: 415–419.
- Villeneuve J (1936e) Description de deux myodaires supérieurs (Diptera: Trixiini ou Dexiinae?). *Bulletin de la Société Royale Entomologique d'Égypte* 20: 329–331.
- Villeneuve J (1937a) Descriptions de myodaires supérieurs. *Revue de Zoologie et de Botanique Africaines* 29: 205–212.
- Villeneuve J (1937b) Myodaires supérieurs africains inédits (espèces et variétés). *Bulletin du Musée Royal d'Histoire Naturelle de Belgique* 13 (27): 1–4.
- Villeneuve J (1937c) Myodaires supérieurs de Chine. *Bulletin du Musée Royal d'Histoire Naturelle de Belgique* 13 (34): 1–16.
- Villeneuve J (1937d) Myodaires supérieurs africains. *Bulletin du Musée Royal d'Histoire Naturelle de Belgique* 13 (35): 1–4.
- Villeneuve J (1938a) Myodaires supérieurs inédits. *Bulletin du Musée Royal d'Histoire Naturelle de Belgique* 14 (4): 1–5.
- Villeneuve J (1938b) Sur le genre *Thelairosoma* Villen. (Dipt. Tachin.). *Bulletin du Musée Royal d'Histoire Naturelle de Belgique* 14 (11): 1–3.
- Villeneuve J (1938c) Myodaires africains (notes et espèces inédites). *Bulletin du Musée Royal d'Histoire Naturelle de Belgique* 14 (38): 1–16.
- Villeneuve J (1939) Myodaires supérieurs africains (descriptions et observations). *Bulletin du Musée Royal d'Histoire Naturelle de Belgique* 15 (48): 1–10.
- Villeneuve J (1941a) De quelques espèces africaines inédites du genre *Linnaemyia* R.D. (Dipt. Tachinidae). *Bulletin de la Société Entomologique de France* 46: 107–110.
- Villeneuve J (1941b) Myodaires supérieurs nouveaux (Dipt.). *Bulletin de la Société Entomologique de France* 46: 122–126.
- Villeneuve J (1942a) Descriptions de myodaires supérieurs nouveaux (Dipt. Tachinidae). *Bulletin de la Société Entomologique de France* 47: 50–55.

- Villeneuve J (1942b) Espèces inédites de la famille des Larvaevoridae (Dipt.) Bulletin de la Société Entomologique de France 47: 133–135.
- Villeneuve J (1943a) Myodaires supérieurs inédits (Dipt.). Bulletin de la Société Entomologique de France 48: 36–40.
- Villeneuve J (1943b) Sur les dexiaires africains (Dipt.). Revue de Zoologie et de Botanique Africaines 37: 93–96.
- Villeneuve J (1943c) A propos de *Zenillia bicincta* Villen. (Dipt.). Bulletin de la Société Entomologique de France 48: 100–101.
- Villeneuve J (1944) Myodaires supérieurs nouveaux (Dipt.). Bulletin de la Société Entomologique de France 48 [1943]: 144–145.
- Villeneuve J (1950) Nouvelles espèces africaines du genre *Degeeria* Meigen. Bulletin de l'Institut Royal des Sciences Naturelles de Belgique 26 (9): 1–8.
- Walker F (1849) List of the specimens of dipterous insects in the collection of the British Museum. Part IV. British Museum, London. Pp. [3] + 689–1172.
- Walker F (1853) Diptera. Part IV, pp. 253–414 + pls. VII–VIII. In: Saunders WW (Ed), *Insecta Saundersiana: or characters of undescribed insects in the collection of William Wilson Saunders, Esq., F.R.S., F.L.S., &c.* Vol. I. Van Voorst, London. 474 pp. + 8 pls.
- Walker F (1858) Characters of undescribed Diptera in the collection of W.W. Saunders, Esq., F.R.S., &c. [Cont.] Transactions of the Entomological Society of London (N. Ser.) 4: 190–235.
- Walker F (1860) Catalogue of the dipterous insects collected in Amboyna by Mr. A.R. Wallace, with descriptions of new species. Journal of the Proceedings of the Linnean Society of London. Zoology 5 [1861]: 144–168. [This paper was published in advance of the volume year.]
- Westwood JO (1840) Order XIII. Diptera Aristotle. (Antliata Fabricius. Halteriptera Clairv.), pp. 125–154. In his: Synopsis of the genera of British insects. 158 pp. In his: An introduction to the modern classification of insects; founded on the natural habits and corresponding organisation of the different families. Longman, Orme, Brown, Green & Longmans, London. [Westwood's "An introduction ..." consists of two volumes comprising 16 parts issued 1838–1840. Westwood's "Synopsis ..." was separately paginated and issued in parts, one part with each part of "An introduction ...". For further details see Evenhuis (1997: 813–814).]
- Wiedemann CRW (1818) Neue Insecten vom Vorgebirge der guten Hoffnung. Zoologisches Magazin 1 (2): 40–48.
- Wiedemann CRW (1819) Beschreibung neuer Zweiflügler aus Ostindien und Afrika. Zoologisches Magazin 1 (3): 1–39.
- Wiedemann CRW (1824) Munus rectoris in Academia Christiana Albertina aditurus analecta entomologica ex Museo Regio Havniensi maxime congesta profert inconibusque illustrat. Regio Typographeo scholarum, Kiliae [= Kiel]. 60 pp. + 1 pl. [This work is also known as "Analecta entomologica".] doi: 10.5962/bhl.title.77322
- Wiedemann CRW (1830) Ausereuropäische zweiflügelige Insekten. Als Fortsetzung des Meigenschen Werkes. Zweiter Theil. Schulz, Hamm. xii + 684 pp. + 5 pls. [This work was published in September 1830 (Evenhuis 1997: 822) whereas Robineau-Desvoidy (1830) was published earlier, on 6 June 1830 (Evenhuis et al. 2010: 217). Crosskey (1980a: 1184) treated Wiedemann (1830) as having been published first following Aubertin (1933).]

- Williston SW (1908) Manual of North American Diptera. Third Edition. J.T. Hathaway, New Haven. 405 pp. + 7 pls. doi: 10.5962/bhl.title.20989
- Winkler IS, Stireman JO III, Moulton JK, O'Hara JE, Cerretti P, Blaschke JD (2014) Progress towards a molecular phylogeny of Tachinidae, year two. *The Tachinid Times* 27: 11–14.
- Winkler IS, Blaschke JD, Davis DJ, Stireman JO III, O'Hara JE, Cerretti P, Moulton JK (2015) Explosive radiation or uninformative genes? Origin and early diversification of tachinid flies (Diptera: Tachinidae). *Molecular Phylogenetics and Evolution* 88: 38–54. doi: 10.1016/j.ympev.2015.03.021
- Witte GF de (1937) Introduction. *Exploration du Parc National Albert, Mission G.F. de Witte (1933–1935)*, 1, frontispiece + 1–39 pp. + 32 pls. + 1 map.
- Wood DM (1987) Tachinidae. Pp. 1193–1269. In: McAlpine JF, Peterson BV, Shewell GE, Teskey HJ, Vockeroth JR, Wood DM (Eds), *Manual of Nearctic Diptera*. Vol. 2. Agriculture Canada Monograph 28: vi + 675–1332.
- Wood DM, Zumbado MA (2010) Tachinidae (tachinid flies, parasitic flies), pp. 1343–1417. In: Brown BV, Borkent A, Cumming JM, Wood DM, Woodley NE, Zumbado MA (Eds), *Manual of Central American Diptera*. Vol. 2. NRC Research Press, Ottawa. xvi + 715–1442 pp.
- Woodley NE (1994) A new species of *Lydella* (Diptera: Tachinidae) from Mexico with a discussion of the definition of the genus. *Bulletin of Entomological Research* 84: 131–136. doi: 10.1017/S0007485300032314
- Wulp FM van der (1881) Negende afdeling. Diptera. 60 pp. + 3 pls. In: *Midden-Sumatra. Reizen en onderzoekingen der Sumatra-Expeditie, uitgerust door het Aardrijkskundig Genootschap, 1877–1879, beschreven door de leden der expeditie, onder toezicht van Prof. P.J. Veth. Vierde deel. Natuurlijke historie. Eerste gedeelte. Fauna. Laatste helft*. E.J. Brill, Leiden. [See Evenhuis et al. (1989: 989) for title and publication details.]
- Wulp FM van der (1890) Fam. Muscidae, pp. 41–56, 57–88, 89–112, 113–144, 145–176, 177–200, 201–208 + pls. 3–4. [Cont.] In: Godman FD, Salvin O (Eds), *Biologia Centrali-Americana, or, contributions to the knowledge of the fauna and flora of Mexico and Central America*. Zoologia. Class Insecta. Order Diptera. Vol. II. [1888–1903.] Taylor & Francis, London. 489 pp. + 13 pls.
- Wulp FM van der (1893) Eenige Javaansche Tachininen. *Tijdschrift voor Entomologie* 36: 159–188 + pls. 4–6.
- Zeegers T (2007) A first account of the Tachinidae (Insecta: Diptera) of Yemen. *Fauna of Arabia* 23: 369–419.
- Zeegers T (2010) Order Diptera, family Tachinidae, pp. 673–686. In: Harten A van (Ed), *Arthropod fauna of the UAE*. Vol. 3. Dar Al Ummah, Abu Dhabi. 700 pp.
- Zeegers T (2014) Tachinidae (Diptera) reared from *Ropalidia* nests (Hymenoptera: Vespidae) from Madagascar, with two new species of *Anacamptomyia*. *Tijdschrift voor Entomologie* 157: 95–103. doi: 10.1163/22119434-00002041
- Zeegers T, Majnoni Jahromi, B (2015) First record of the genus *Blepharella* (Diptera: Tachinidae) from the western Palaearctic Region. *Linzer Biologische Beiträge* 47: 539–543.
- Zetterstedt JW (1844) *Diptera Scandinaviae. Disposita et descripta. Tomus tertius*. Officina Lundbergiana, Lundae [= Lund]. Pp. 895–1280. [Evenhuis (1997: 841) reported that this

volume was printed in two parts with the second part appearing in 1845, based on the receipt records of the Swedish Academy of Sciences. The entire volume is now dated from 1844 (Evenhuis *in* O'Hara et al. 2009: 211).]

- Zhang C-t, Shima H (2005) A revision of the genus *Trixa* Meigen (Diptera: Tachinidae). Insect Science 12: 57–71. doi: 10.1111/j.1672-9609.2005.00008.x
- Ziegler J (1991) Zwei neue Raupenfliegenarten (Dipt., Tachinidae) aus Usbekistan und faunistische Notizen zu weiteren Arten aus Mittelasien. Entomologische Nachrichten und Berichte 35: 83–90.
- Ziegler J (1994) Die Arten der Gattung *Phasia*, Untergattung *Hyalomya* R.-D., in Mitteleuropa (Diptera, Tachinidae). Studia Dipterologica 1: 157–180.
- Ziegler J (1998) Die Morphologie der Puparien und der larvalen Cephalopharyngealskelette der Raupenfliegen (Diptera, Tachinidae) und ihre phylogenetische Bewertung. Studia Dipterologica. Supplement 3: 244 pp.
- Ziegler J (2011) First records and other interesting finds of Tachinidae from Israel and adjacent areas. The Tachinid Times 24: 7–11.
- Zimsen E (1964) The type material of I.C. Fabricius. Munksgaard, Copenhagen. 656 pp.

Index

Listed here are the taxonomic names of the Tachinidae of the Afrotropical Region that appear in the catalogue, including valid names, synonyms, emendations, incorrect original and subsequent spellings, and *nomina nuda*. Type species, species mentioned in notes, and senior homonyms are not listed unless the species occurs in the Afrotropical Region. Taxon and author names are formatted as follows:

- 1) Names of subfamilies and tribes are given in capitals.
- 2) Valid generic and subgeneric names are given in bold with subgeneric names followed by “subg.”.
- 3) Valid species names are given in plain type.
- 4) Non-valid names (e.g., synonyms, *nomina nuda*, misidentifications, unjustified emendations) are given in italics.
- 5) Parentheses around an author’s name indicate that the present genus and species combination is not the original one.
- 6) Valid species-group names agree in gender with their valid generic names. Non-valid species names appear with their original endings as they do in the catalogue.

Author abbreviations: B. & B., Brauer & Bergenstamm; R.-D., Robineau-Desvoidy. Nomenclatural abbreviations: incorrect orig. spell., incorrect original spelling; incorrect sub. spell., incorrect subsequent spelling.

aartseni Zeegers, <i>Metacemyia</i>	64	<i>aethiopica</i> (Rohdendorf), <i>Exorista</i>	124
abana (Curran), <i>Blepharella</i>	129	<i>affinis</i> (Corti), <i>Linnaemya</i>	191
abbreviata (Mesnil), <i>Periscepsia</i>	57	<i>afra</i> Cerretti, <i>Kuwanimyia</i>	142
abbreviata (Villeneuve), <i>Siphona</i>	237	<i>afra</i> Curran, <i>Dexia</i>	41
abdominalis (Curran), <i>Exorista</i>	125	<i>afra</i> Curran, <i>Nemorilla</i>	157
aberrans Mesnil, <i>Prosuccingulum</i>	78	<i>afra</i> R.-D., <i>Hermya</i>	178
aberrans Verbeke, <i>Phorocerosoma</i>	114	<i>africa</i> Villeneuve, <i>Mintho</i>	216
aberrans (Villeneuve), <i>Cylindromyia</i>	168	<i>africana</i> Bischof, <i>Anacamptomyia</i>	65
abrelicta Mesnil, <i>Carcelia</i>	84	<i>africana</i> (Curran), <i>Bessa</i>	118
<i>abyssinica</i> Villeneuve, <i>Dejeania</i>	243	<i>africana</i> (Jaenicke), <i>Perlucidina</i>	148
Acemya R.-D.....	62	<i>africana</i> Kugler, <i>Plesina</i>	217
<i>Acemyia</i> Schiner.....	63	<i>africana</i> (Mesnil), <i>Ceracia</i>	63
ACEMYINI.....	62	<i>africana</i> (Rohdendorf), <i>Exorista</i>	125
<i>Achaetoneurilla</i> Mesnil.....	99	<i>africana</i> Sun, <i>Phasia</i>	183
<i>Acomyia</i> Agassiz.....	62	<i>africana</i> (Villeneuve), <i>Billaea</i>	37
Actia Robineau-Desvoidy.....	229	<i>africana</i> Villeneuve, <i>Eophyllophila</i>	70
aculeata Curran, <i>Linnaemya</i>	190	<i>africanum</i> (Mesnil), <i>Brachychaetoides</i>	134
acuminata Rondani, <i>Chetogena</i>	120	<i>africanum</i> Mesnil, <i>Dolichocolon</i>	138
<i>Acuphocera</i> Townsend.....	245	<i>africanum</i> (Verbeke), <i>Palpostoma</i>	228
acutangulata (Macquart), <i>Thecocarcelia</i>	104	<i>africanum</i> Villeneuve, <i>Leucostoma</i>	182
adiscalis Mesnil, <i>Ethilla</i>	110	<i>Africodexia</i> Townsend.....	42
<i>aegyptia</i> (Villeneuve), <i>Peribaea</i>	233	Afrolixa Curran.....	67
aeneiventris van Emden, <i>Macquartia</i>	210	<i>Afromeigenia</i> Curran.....	227
aequalis Villeneuve, <i>Carcelia</i>	84	<i>Afrophasisia</i> Curran.....	51
<i>aethiopica</i> (Bezzi), <i>Phasia</i>	185	Afrophylox Cerretti & O’Hara.....	80
<i>aethiopica</i> (Mesnil), <i>Pales</i>	145	<i>Afroplagia</i> Curran.....	55
<i>aethiopica</i> Mesnil, <i>Paratrira</i>	77	<i>Afrostormia</i> Curran.....	129

<i>Afrovorio</i> Curran	56	<i>anthracosphaera</i> Speiser, Dejeania	244
Agaeodioxenis Villeneuve	127	<i>antinorii</i> Rondani, Bogosia	173
<i>agilis</i> Curran, Linnaemya	190	<i>antiqua</i> (Mesnil), Actia	229
<i>alacris</i> (Curran), Blepharella	129	Antistasea Bischof	80
<i>albatella</i> (Villeneuve), Senometopia	101	<i>Anurophyllina</i> Mesnil 1961	71
<i>albicauda</i> (Curran), Cadurcia	136	<i>Anurophyllina</i> Mesnil 1977d	71
<i>albifacies</i> Curran, Hernya	177	<i>aperta</i> (Mesnil), Kaiseriola	96
<i>albifacies</i> Verbeke, Phorocerosoma	114	Aphantorhaphopsis Townsend, subg	235
<i>albifacies</i> (Villeneuve), Therobia	225	<i>apicalis</i> (Curran), Eomedina	70
<i>albifrons</i> (Smith), Linnaemya	191	<i>Apilia</i> Malloch	129
<i>alboacauda</i> , incorrect orig. spell., Cadurcia	136	<i>apivorus</i> Villeneuve, Rondaniooestrus	187
<i>albobincta</i> (Villeneuve), Siphona	237	Aplomya R.-D	81
<i>alboscutatus</i> , incorrect sub. spell., Linnaemya	191	<i>Aplomyia</i> Agassiz	81
<i>alboscutellata</i> (Speiser), Linnaemya	191	<i>Aplomyiella</i> Mesnil	81
<i>algerica</i> B. & B., Rhynchogonia	154	Apomorphomyia Crosskey	180
<i>alipes</i> (Villeneuve), Peribaea	234	<i>Apostrophus</i> Loew	165
<i>Allophora</i> Mik	183	<i>Apostrophusia</i> Townsend	165
Allothelaira Villeneuve	53	<i>approximata</i> (Villeneuve), Chetogena	120
<i>alopocina</i> (Speiser), Linnaemya	191	<i>aptus</i> Curran, Linnaemya	191
<i>Alophora</i> R.-D	183	<i>arabica</i> Zeegers, Cyrtophloeba	55
<i>Alophorella</i> Townsend	183	<i>arachna</i> B. & B., Pododexia	46
<i>altoplani</i> Speiser, Thelaira	61	<i>Archiphania</i> van Emden	163
<i>alutacea</i> (van Emden), Catharosia	163	<i>argentata</i> Villeneuve, Hypersara	96
<i>Amesioeclea</i> Villeneuve	212	<i>argentea</i> Barraclough, Bogosia	173
Amesiomima Mesnil	212	<i>argentea</i> Bezzi, Mintho	215
<i>amicula</i> Mesnil, Ceromya	231	<i>argentifrons</i> Walker, Phasia	183
<i>amicula</i> Mesnil, Drino	90	<i>argyrata</i> Mesnil, Sisyropa	102
<i>amicula</i> (Mesnil), Periscepsia	57	<i>argyrata</i> Villeneuve, Leucocarcelia	66
Amnonia Kugler	109	<i>argyriceps</i> (Curran), Carcelia	84
<i>amoena</i> Mesnil, Eupododexia	44	<i>argyrocephala</i> (Macquart), Peleteria	245
<i>amoena</i> (Mesnil), Siphona	237	<i>Argyrophylacoides</i> Townsend	135
<i>Amphiboliopsis</i> Townsend	37	<i>argyrozona</i> van Emden, Linnaemya	192
<i>ampliceps</i> (Karsch), Drino	90	<i>aristalis</i> (Villeneuve), Phytomyptera	204
<i>amplicornis</i> Mesnil, Siphona	237	<i>aristata</i> (Villeneuve), Zelindopsis	116
<i>amplipilosa</i> (Curran), Winthemia	160	<i>arrogans</i> (Curran), Blepharella	129
Anacamptomyia Bischof	65	<i>Asboleola</i> Villeneuve	208
ANACAMPTOMYIINI	65	<i>Asiphona</i> Mesnil	235
<i>anacrostichalis</i> van Emden, Pretoriomyia	47	<i>assimilis</i> (Macquart), Linnaemya	192
<i>analis</i> (Curran), Blepharella	129	Atlantomyia Crosskey	63
<i>analis</i> (Macquart), Linnaemya	195	<i>atra</i> Cerretti, Kuwanimyia	142
<i>analis</i> of authors, Leucostoma	182	<i>atra</i> Mesnil, Zeuxiotrix	50
<i>anaphe</i> (Curran), Thelairodrino	105	<i>atrata</i> (Fabricius), Cylindromyia	168
<i>Anavoria</i> Mesnil	56	<i>atratura</i> Mesnil, Xiphochaeta	219
<i>andersoni</i> Curran, Linnaemya	195	<i>atricans</i> Mesnil, Carcelia	84
<i>andrewesi</i> van Emden, Linnaemya	192	<i>atricans</i> (Villeneuve), Exorista	122
<i>angulicornis</i> of authors, Linnaemya	197	<i>atricapilla</i> Mesnil, Siphona	237
<i>angulicornis</i> (Speiser), Linnaemya	192	<i>atricauda</i> Mesnil, Blepharella	129
<i>angulicornis</i> Villeneuve, Carcelia	84	<i>Atricholyga</i> Villeneuve	81
<i>angusta</i> Mesnil, Siphona	237	<i>atricolor</i> Mesnil, Erynniola	70
<i>angustiforceps</i> van Emden, Linnaemya	192	<i>atropivora</i> (R.-D.), Drino	94
<i>angustifrons</i> Mesnil, Sturmipopsis	103	<i>atrum</i> Mesnil, Thelairosoma	106
<i>angustifrons</i> (Villeneuve), Thelairosoma	106	<i>atypica</i> (Curran), Bogosiella	175
<i>angustipennis</i> (Villeneuve), Ocypteromima	209	<i>atypica</i> Curran, Phorinia	127
<i>annulata</i> (Mesnil), Peribaea	232	<i>atypica</i> (Curran), Prolophosia	172
<i>anomala</i> of authors, Phorocerosoma	116	<i>audisioi</i> Cerretti, Pseudalsomyia	151
Anomalostomyia Cerretti & Barraclough	68	Aulacephala Macquart	224
<i>anorbitalis</i> Mesnil, Lydellina	142	<i>Aulacocephala</i> Gerstaecker	224
<i>antennalis</i> (Mesnil), Siphona	237	<i>Aulacocephalopsis</i> Townsend	224
<i>anthracina</i> Mesnil, Peribaea	232	<i>aurantia</i> Barraclough, Phytomyptera	203

aurantiaca (Mesnil), Clausicella	206	<i>Blepharellina</i> Mesnil 1950c.....	133
aurantiaca Mesnil, Linnaemya.....	192	Blepharellina Mesnil 1952c.....	133
auratocauda (Curran), Cadurgia	135	blepharipa (B. & B.), Pales.....	145
aureiventris (Villeneuve), Afrophylax	80	Blepharipa Rondani	134
aureocincta Mesnil, Drino	90	<i>Blepharipoda</i> B. & B	134
aureofasciata (Curran), Filistea	71	blommersi Zeegers, Anacamptomyia	65
aureola Mesnil, Drino.....	90	Blondelia R.-D	68
aurifera (Villeneuve), Drino.....	90	BLONDELIINI.....	67
aurifrons (Bezzi), Chaetoria.....	120	Bogusia Rondani.....	173
aurifrons (Villeneuve), Blepharella	129	Bogosiella Villeneuve.....	175
aurifrons Zeegers, Anacamptomyia	65	<i>bolyodes</i> (Curran), Pseudoperichaeta	100
aurocrista (Barraclough), Phytomyptera.....	203	bombylans (Fabricius), Dejeania.....	243
aurofasciata van Emden, Thelaira	61	borbonensis Villeneuve, Cadurgia	135
aurohumera (van Emden), Cyldromyia.....	168	boscii Macquart, unplaced Exoristinae	162
aurohumera van Emden, Dexia.....	41	<i>bothyodes</i> , incorrect sub. spell., Pseudoperichaeta	100
australe Cerretti, Neophryxe.....	126	boveyi Mesnil, Sisyropa	102
australis Mesnil, Winthemia	160	boxi van Emden, Linnaemya	193
austrinus Cerretti, Rossimyriops.....	218	Brachelia R.-D.....	188
Austrosolieria Cerretti & O'Hara.....	205	Bracheliopsis van Emden.....	189
<i>badia</i> Gerstaecker, Atulacephala.....	224	Brachychaetoides Mesnil.....	134
bafwankei Verbeke, Gynandromyia.....	111	braueri O'Hara & Cerretti, Cyldromyia.....	168
bakeri Townsend, Hystricovoria.....	56	<i>braunsi</i> (Villeneuve), Linnaemya	197
barbata Villeneuve, Chaetosturmia.....	136	brevicornis Mesnil, Parapales	67
basilewskyi Cerretti & Shima, Dolichocolon.....	138	brevicornis (Villeneuve), Agaedioxenis.....	128
basilewskyi Mesnil, Linnaemya	193	breviforceps (van Emden), Clairvilliops	181
basilewskyi (Verbeke), Gynandromyia.....	111	brevipalpis Mesnil, Kiniatilla	73
<i>bathymyza</i> (Speiser), Phasia.....	184	<i>brevirostris</i> van Emden, Prosenia	48
<i>bella</i> of authors, Sturmia.....	155	<i>brevisetia</i> Villeneuve, Linnaemya	192
bellina Mesnil, Sturmia.....	155	brincki Verbeke, Linnaemya	193
bequaerti Cerretti & Shima, Dolichocolon.....	138	brunnea Mesnil, Parapales	67
bequaerti (Curran), Chlorolydella	137	brunnea (Mesnil), Sumpigaster	219
<i>bequaerti</i> (Curran), Dexia	41	brunneoguttata van Emden, Linnaemya.....	193
bequaerti Curran, Linnaemya.....	193	brunnescens Becker, unplaced Exoristinae.....	162
bequaerti van Emden, Nemoraea.....	221	brunnescens (Villeneuve), Thelairosona	106
bequaerti Villeneuve, Bogusia	173	brunnicornis Macquart, unplaced Dexiini	50
Bessa R.-D.....	118	<i>brunnica</i> (Villeneuve), Phasia	184
Besseria R.-D.....	165	buccalis (Curran), Ceromya.....	231
<i>Bessiola</i> Mesnil.....	126	buccalis Mesnil, Exorista	125
bevisi Curran, Siphona	237	buccata (van Emden), Estheria.....	43
bevisi van Emden, Mesnilana	51	<i>burtti</i> van Emden, Ceracia	63
bicincta (Villeneuve), Zelindopsis.....	116	<i>burtti</i> van Emden, Euthera	53
<i>bicinta</i> , incorrect orig. spell., Zelindopsis	116	<i>burtti</i> van Emden, Phytomyptera	150
bicolor (Mesnil), Blepharella.....	129	bwambana van Emden, Leskia	207
<i>bicolor</i> of authors, Leskia	208	Cadurgia Villeneuve	135
bicolor (Séguy), Therobia	225	Cadurciella Villeneuve.....	83
<i>bicolor</i> (Wiedemann), Cyldromyia.....	171	<i>caerulea</i> , incorrect sub. spell., Pales	146
BIGONICHETINI.....	187	caeruleiventris van Emden, Porphyromus.....	211
bigoti (Jaenicke), Carcelia	84	caffer Villeneuve, Myxarchiclops.....	98
bilineata (Mesnil), Siphona	237	caffra Macquart, unplaced Exoristinae	162
bilineatus (Mesnil), Kiniatiliops.....	72	<i>caffa</i> of authors, Lydellina	143
Billaea R.-D	36	caffa Villeneuve, Besseria.....	165
<i>bimaculata</i> of authors, Drino.....	92	caffa (Villeneuve), Linnaemya.....	193
bimaculata (Villeneuve), Trigonospila.....	79	caffraiae Townsend, Chlorolydella	137
bimaculata Wiedemann, Gonia.....	140	Cahenia Verbeke	180
biseta (Barraclough), Phytomyptera	204	<i>Calirrhoe</i> Meigen	47
bisetosa Mesnil, Conopomima	167	Calliethilla Shima.....	110
bisetosa (Roubaud & Villeneuve), Anacamptomyia.....	65	calloti (Séguy), Metacemyia	64
Blepharella Macquart.....	128	calva Villeneuve, Hemiwinthemia.....	157
<i>Blepharellina</i> Mesnil 1949b	133	<i>Calypteromyia</i> , incorrect sub. spell	181

calyprata Zeegers, unplaced Tachinidae	247	Cestonionerva Villeneuve	88
Calyptromyia Villeneuve.....	180	Chaetexorista B. & B.....	118
<i>Campylochaeta</i> Bezzi & Stein.....	54	<i>Chaetobillaea</i> Mesnil.....	37
Campylocheta Rondani.....	54	Chaetodexia Mesnil.....	40
cana Sun, Phasia.....	184	<i>Chaetogena</i> Bezzi & Stein.....	120
canariensis Villeneuve, Cestonia.....	87	<i>Chaetolydella</i> Villeneuve.....	221
candida Mesnil, Winthemia.....	160	<i>Chaetophlepsis</i> Townsend.....	54
canina (Mesnil), Periscepsia.....	57	<i>Chaetoptilia</i> Bezzi & Stein.....	51
caparti Verbeke, Phorocerosoma.....	114	Chaetoria Becker.....	119
<i>capensis</i> B. & B., Besseria.....	165	chaetosa Mesnil, Zeliomima.....	50
<i>capensis</i> (B. & B.), Estheria.....	44	Chaetosturmia Villeneuve.....	136
<i>capensis</i> Cerretti, Kuwanimyia.....	142	chapini (Curran), Pexopsis.....	149
<i>capensis</i> (Curran), Leskia.....	207	Charitella Mesnil.....	68
<i>capensis</i> (Curran), Siphona.....	238	Chetogena Rondani.....	120
<i>capensis</i> (Macquart), Exorista.....	126	Chetoptilia Rondani.....	51
<i>capensis</i> R.-D., Dejeania.....	243	chionaspis (Bezzi), Blepharella.....	130
<i>capensis</i> R.-D., Dexia.....	41	Chlorolydella Townsend.....	137
<i>capensis</i> R.-D., Mintho.....	216	chloronitens (Mesnil), Nealsomyia.....	144
<i>capensis</i> (R.-D.), Nemoraea.....	222	<i>Chlorophryno</i> Townsend.....	137
<i>capensis</i> (R.-D.), Pseudogonia.....	152	chorleyi van Emden, Linnaemya.....	193
<i>capensis</i> Schiner, Microphthalma.....	213	Chromatophania B. & B.....	241
<i>capensis</i> (Schiner), Phasia.....	185	Chrysercyia Mesnil.....	88
<i>capensis</i> (Schiner), Smidtia.....	159	chrysocera Bezzi, Actia.....	229
<i>capensis</i> van Emden, Billaea.....	38	Chyuluella van Emden.....	210
<i>capensis</i> Verbeke, Catharosia.....	163	cibdela (Villeneuve), Ceromya.....	231
<i>capensis</i> Villeneuve, Voria.....	61	<i>cibdella</i> , incorrect sub. spell., Ceromya.....	231
carbonaria (Panzer), Periscepsia.....	57	ciliata Mesnil, Linnaemya.....	193
carbonata Mesnil, Blepharella.....	129	ciliata (van der Wulp), Drino.....	94
carbonata Mesnil, Medina.....	74	ciliger (Mesnil), Actia.....	229
carbonata Mesnil, Nemorilloides.....	113	cilipes (Mesnil), Catapariprosopa.....	166
carbonatum (Mesnil), Thelairosoma.....	106	<i>cincta</i> (Villeneuve), Microphthalma.....	213
Carcelia R.-D.....	83	cinctella Mesnil, Phorinia.....	127
Carceliathrix Cerretti & O'Hara.....	87	cinctella (Villeneuve), Medina.....	74
Carcelita Mesnil, subg.....	83	<i>cinerascens</i> (Rondani), Pseudogonia.....	152
<i>Carcellia</i> , incorrect sub. spell.....	83	<i>cinerosa</i> Mesnil, Sisyropa.....	103
cardinalis Mesnil, Exorista.....	123	<i>cinerosa</i> Mesnil, Zeuxiotrix.....	50
cardinalis (Mesnil), Thelairodrino.....	106	<i>cingulata</i> (Villeneuve), Ocypteromima.....	209
<i>Caricelia</i> Mesnil 1975a.....	83	Clairvilliops Mesnil.....	181
<i>Caricelia</i> Mesnil 1975b.....	83	clara (Mesnil), Peribaea.....	232
carmelitana Kugler, Amnonia.....	109	<i>Clara</i> B. & B.....	178
<i>casta</i> of authors, Cadurcia.....	135	clarior Villeneuve, unplaced Goniini.....	156
Catapariprosopa Townsend.....	166	<i>claripalpis</i> , incorrect sub. spell., Carceliathrix.....	87
Catharosia Rondani.....	163	claripennis (Mesnil), Chaetexorista.....	119
CATHAROSIINI.....	163	<i>claripennis</i> (Villeneuve), Phasia.....	186
caudata Mesnil, Zeliomima.....	50	<i>claripennis</i> (Villeneuve), Therobia.....	225
caudatum Cerretti & Shima, Dolichocolon.....	138	claripilosa (Austen), Winthemia.....	160
caviceps (van Emden), Periscepsia.....	57	<i>clarissima</i> , incorrect sub. spell., Winthemia.....	160
<i>Ceracia</i> of authors, Metacemyia.....	64	clausa (Curran), Nealsomyia.....	144
Ceracia Rondani.....	63	Clausicella Rondani.....	206
Ceranthia R.-D., subg.....	236	clavapalpa (Barraclough), Phytomyptera.....	204
cercosa Kugler, Chetogena.....	121	clavigralla Sun, Phasia.....	184
cerina (Mesnil), Catapariprosopa.....	166	<i>Clistorhynchia</i> Bezzi.....	119
cerina (Mesnil), Istocheta.....	72	coerulea (Jaenicke), Pales.....	146
cerina Mesnil, Siphona.....	238	coeruleonigra (Mesnil), Pales.....	146
Ceromya R.-D.....	231	coerulescens Mesnil, Thelairosoma.....	106
<i>Ceromyia</i> Agassiz.....	231	Cololeskia Villeneuve.....	206
<i>certima</i> Curran, Dejeania.....	244	comatum Villeneuve, Thelairosoma.....	106
cervina (Mesnil), Peribaea.....	232	<i>comitata</i> Villeneuve, Actia.....	229
Cestonia Rondani.....	87	communis Mesnil, Billaea.....	38

<i>compacta</i> (Curran), <i>Peribaea</i>	233	<i>curvipalpis</i> (van der Wulp), <i>Drino</i>	91
<i>completa</i> Curran, <i>Cylindromyia</i>	169	<i>cuthbertsoni</i> , incorrect sub. spell., <i>Pales</i>	146
<i>completa</i> Curran, <i>Nemoraea</i>	224	<i>cuthbertsoni</i> Curran, <i>Actia</i>	229
<i>completa</i> Curran, <i>Sturmia</i>	155	<i>cuthbertsoni</i> (Curran), <i>Dexia</i>	41
<i>compressa</i> (Fabricius), <i>Mintho</i>	215	<i>cuthbertsoni</i> Curran, <i>Linnaemya</i>	193
Compsilura Bouche.....	69	<i>cuthbertsoni</i> (Curran), <i>Pales</i>	146
<i>comta</i> (Fallén), <i>Linnaemya</i>	193	<i>cuthbertsoni</i> (Curran), <i>Phasia</i>	185
<i>concinata</i> (Meigen), <i>Compsilura</i>	69	<i>cuthbertsoni</i> Curran, <i>Siphona</i>	238
<i>concisca</i> (Walker), <i>Ossidingia</i>	158	<i>cuthbertsoni</i> Villeneuve, <i>Platyschineria</i>	247
<i>conducens</i> Villeneuve, <i>Linnaemya</i>	194	<i>cyanea</i> Mesnil, <i>Chetoptilia</i>	51
<i>confinis</i> (Fallén), <i>Aplomya</i>	81	<i>cyanella</i> (Mesnil), <i>Catapariprosopa</i>	166
<i>conformis</i> Curran, <i>Linnaemya</i>	192	<i>cyanella</i> (Mesnil), <i>Mesnilus</i>	215
<i>conformis</i> (Curran), <i>Winthemia</i>	160	Cyanoleskia Mesnil	207
<i>confusa</i> Curran, <i>Hermya</i>	177	<i>cylindrica</i> (Villeneuve), <i>Winthemia</i>	160
<i>confusa</i> Mesnil, <i>Blepharella</i>	130	<i>Cylindromyia</i> , incorrect sub. spell	168
<i>Congochrysosoma</i> Townsend.....	128	Cylindromyia Meigen	167
<i>congolensis</i> (Villeneuve), <i>Drino</i>	91	CYLINDROMYIINI	165
<i>conica</i> Zeegers, <i>Eutrixopsis</i>	226	<i>Cyphocera</i> , incorrect sub. spell.....	245
<i>coniformis</i> (Villeneuve), <i>Thelymyiops</i>	109	<i>Cyrthoplaeba</i> , incorrect sub. spell	55
<i>conifrons</i> (Villeneuve), <i>Istocheta</i>	72	<i>Cyrthoplaeba</i> , incorrect sub. spell	55
<i>connexa</i> (Verbeke), <i>Cahenia</i>	180	<i>Cyrthoplaeba</i> Rondani	54
<i>Conopisoma</i> Speiser.....	167	Cyrtocladia van Emden	212
Conopomima Mesnil	167	<i>Cyrtoplaeba</i> , incorrect orig. spell.....	55
<i>consobrina</i> Villeneuve, <i>Linnaemya</i>	194	Cyrtophloeba Rondani	54
<i>consobrina</i> (Villeneuve), <i>Prodegeeria</i>	78	<i>cytorus</i> (Walker), <i>Prosenoides</i>	49
<i>contristans</i> Villeneuve, <i>Pales</i>	146	<i>darwini</i> van Emden, <i>Leskia</i>	207
<i>convergens</i> of authors, <i>Drino</i>	95	<i>dasyops</i> of authors, <i>Winthemia</i>	161
<i>convergens</i> (Wiedemann), <i>Sturmia</i>	155	<i>dasyops</i> (Villeneuve), <i>Exorista</i>	125
<i>cordata</i> (Curran), <i>Drino</i>	89	<i>dasyops</i> (Wiedemann), <i>Winthemia</i>	160
<i>cornuta</i> Verbeke, <i>Zelindopsis</i>	117	<i>decellei</i> Verbeke, <i>Medina</i>	75
<i>corrupta</i> (Curran), <i>Pales</i>	146	<i>decisa</i> (Curran), <i>Billaea</i>	38
<i>costae</i> (Jaenicke), <i>Paratachina</i>	244	<i>decolor</i> (van Emden), <i>Periscepsia</i>	58
<i>cothurnata</i> (Mesnil), <i>Siphona</i>	238	<i>deemingi</i> Zeegers, <i>Amnonia</i>	109
Crassicornia Kugler.....	121	<i>Degeeria</i> Meigen	74
<i>crassipalpis</i> Mesnil, unplaced <i>Dexiini</i>	50	<i>Dejaenia</i> , incorrect sub. spell	243
<i>crassipalpis</i> (Villeneuve), <i>Carceliathrix</i>	87	Dejeania R.-D.....	242
<i>crassisetia</i> Mesnil, <i>Drino</i>	90	<i>dejeanii</i> R.-D., unplaced <i>Tachinidae</i>	247
<i>crassisetia</i> Villeneuve, <i>Plagiocoma</i>	201	<i>delicatula</i> (Mesnil), <i>Thelyconychia</i>	108
<i>creberrima</i> (Speiser), <i>Siphona</i>	238	<i>delicatula</i> Mesnil, <i>Xiphochaeta</i>	220
<i>creole</i> (Curran), <i>Exorista</i>	126	<i>denticulata</i> (Villeneuve), <i>Medina</i>	75
<i>cribrata</i> van Emden, <i>Chyluluella</i>	210	<i>denudata</i> (Villeneuve), <i>Zelindopsis</i>	116
<i>cribrata</i> (Villeneuve), <i>Cylindromyia</i>	169	<i>depressa</i> Villeneuve, <i>Cadurgia</i>	135
<i>crocea</i> Bigot, <i>Dejeania</i>	243	Descampsina Mesnil	88
<i>crocea</i> (Villeneuve), <i>Medina</i>	75	<i>deserta</i> (Villeneuve), <i>Cylindromyia</i>	169
<i>Crocota</i> Meigen.....	237	<i>Deuteroclara</i> Villeneuve.....	177
<i>crosskeyi</i> Cerretti & Shima, <i>Dolichocolon</i>	138	<i>devastator</i> (Curran), <i>Gynandromyia</i>	112
<i>Crossotocnema</i> Bigot	159	Dexia Meigen.....	41
<i>cruciata</i> (Wiedemann), <i>Ossidingia</i>	158	DEXIINAE	36
<i>crucigera</i> (Mesnil), <i>Istocheta</i>	72	DEXIINI	36
<i>crypta</i> (Verbeke), <i>Gynandromyia</i>	111	<i>Dexilla</i> Westwood.....	41
<i>Ctenophorocera</i> B. & B	145	<i>Deximorpha</i> Rondani.....	43
<i>Ctenophoroceroopsis</i> Baranov.....	102	<i>Dexiomera</i> Curran.....	43
<i>cultellifera</i> (Mesnil), <i>Catapariprosopa</i>	166	<i>diabolus</i> (Wiedemann), <i>Hermya</i>	177
<i>cumatilis</i> (Mesnil), <i>Catapariprosopa</i>	166	<i>diaphana</i> Villeneuve, <i>Allothelaira</i>	53
<i>cumatilis</i> (Mesnil), <i>Palpostoma</i>	228	<i>diaphana</i> Villeneuve, <i>Eupododexia</i>	44
<i>Cuphocera</i> Macquart	245	<i>diaphanum</i> Mesnil, <i>Thelairosoma</i>	107
<i>currani</i> (Villeneuve), <i>Blepharella</i>	133	Diaprochaeta Mesnil.....	89
<i>Curranomyia</i> Townsend	103	<i>diaristata</i> (Townsend), <i>Sumpigaster</i>	219
<i>curvaverpa</i> Barraclough, <i>Bogusia</i>	174	<i>dilabida</i> (Villeneuve), <i>Drino</i>	94

<i>dilatata</i> Villeneuve, Chromatophania.....	242	<i>endeni</i> Mesnil, Linnaemya.....	193
<i>dimidiata</i> (B. & B.), Paraclara	179	<i>engeddense</i> Kugler, Leucostoma	182
<i>dimorphia</i> (Curran), Pandelleia	52	<i>engeli</i> Karsch, Bogosia.....	173
Dinera R.-D.....	42	<i>Engelobogosa</i> Townsend	173
Dionomelia Kugler.....	181	<i>Eocarcelia</i> Townsend.....	101
<i>Diplopota</i> Bezzi.....	179	<i>Eocarceliopsis</i> Townsend.....	101
<i>discalis</i> (Curran), Antistasea	80	<i>Eocatagonia</i> Mesnil 1949b.....	102
<i>discoidalis</i> Villeneuve, Nemoraea	222	<i>Eocatagonia</i> Mesnil 1950c.....	102
<i>discolor</i> (Villeneuve), Mauritiadoria.....	74	Eomedina Mesnil.....	70
<i>disjuncta</i> (Wiedemann), Microphthalma	213	Eophyllophila Townsend.....	70
<i>dispar</i> (Villeneuve), Prosenoides.....	49	<i>Epineura</i> B. & B.....	173
<i>distans</i> (Villeneuve), Aplomya.....	81	<i>erebiae</i> Mesnil, Blepharella.....	130
<i>distincta</i> Mesnil, Lydellina	142	<i>eremophila</i> (Richter), Cyrtophloeoba.....	55
<i>distincta</i> Sun, Phasia	184	ERNESTIINI	188
<i>distinguenda</i> Villeneuve, Chromatophania	242	<i>eronis</i> Curran, Cylindromyia.....	169
<i>ditissima</i> (Speiser), Hermya.....	178	<i>erronea</i> Mesnil, Blepharella.....	132
<i>divaricata</i> Villeneuve, Lubutana	97	ERYCIINI	80
<i>divergens</i> (Curran), Pales.....	146	Erynniola Mesnil	70
<i>dives</i> (Villeneuve), Chaetexorista.....	119	<i>Erythroceras</i> R.-D. 1848.....	139
Dolichocolon B. & B	138	Erythroceras R.-D. 1849b	139
<i>Dolichodexia</i> B. & B.....	43	<i>erythromera</i> van Emden, Macquartia	211
Dolichotarsina Mesnil	69	Estheria R.-D.....	43
<i>dorina</i> (Curran), Erythroceras	139	<i>ethelia</i> Curran, Cylindromyia.....	169
<i>doris</i> (Curran), Erythroceras.....	139	<i>ethelia</i> Curran, Linnaemya.....	194
Drino R.-D.....	89	<i>ethelia</i> (Curran), Pales.....	147
<i>dubia</i> Curran, Chromatophania.....	242	Ethilla R.-D.....	110
<i>dubia</i> (Walker), Perlucidina	149	ETHILLINI.....	109
DUFOURIINI.....	51	<i>Ethylla</i> Mesnil.....	110
<i>duplaria</i> (Villeneuve), Exorista.....	122	Ethylloides Verbeke.....	110
<i>duplaria</i> Villeneuve, Zelindopsis.....	117	<i>eucalypta</i> (Loew), Aplomya.....	82
Dyshypostena Villeneuve	214	<i>Eucarcelia</i> Baranov	101
<i>Dysoestrus</i> Villeneuve	202	Eugaedioxenis Cerretti et al	95
<i>ebenina</i> Mesnil, Thecocarcelia.....	104	Eupododexia Villeneuve.....	44
<i>ebneri</i> (Villeneuve), Exorista	123	<i>euprepia</i> (Speiser), Cylindromyia.....	170
<i>ebria</i> Brauer, Dejeania.....	243	<i>europaea</i> Egger, Microphthalma	213
<i>eburneola</i> Villeneuve, Linnaemya.....	194	Euryclea R.-D., subg.....	86
<i>echinaspis</i> Bezzi, unplaced Exoristinae	162	Euthera Loew	52
<i>echinata</i> (Mesnil), Chetogena.....	121	EUTHERINI	52
<i>echinum</i> Verbeke, Phorocerosoma	115	<i>Eutheropsis</i> Townsend.....	52
<i>edwardsi</i> (van Emden), Billaea	38	<i>Eutrixina</i> Curran	226
<i>edwardsi</i> (van Emden), Catapariprosopa.....	166	Eutrixopsis Townsend.....	226
<i>edwardsi</i> (van Emden), Dyshypostena	214	<i>evolans</i> (Wiedemann), Senometopia	101
<i>egregia</i> (Villeneuve), Medina.....	75	<i>excavata</i> Herting, Besseria.....	165
<i>Elachipalpus</i> Rondani.....	189	<i>excoriata</i> Wiedemann, unplaced Exoristinae	162
<i>eldana</i> Barraclough, Schembria.....	154	<i>excoricata</i> , incorrect orig. spell., unplaced Exoristinae ..	162
<i>elegans</i> Cerretti & Shima, Dolichocolon.....	138	<i>exigua</i> (Villeneuve), Trigonospila	79
<i>elegans</i> Mesnil, Kiniatiliops.....	72	<i>Exogaster</i> Rondani.....	167
<i>elegans</i> Verbeke, Phorocerosoma.....	115	Exorista Meigen	121
<i>elegans</i> (Villeneuve), Ocypteromima.....	209	Exoristella Herting, subg.....	122
<i>elegantula</i> Mesnil, Exorista	124	<i>Exoristella</i> Mesnil 1946.....	122
<i>Elfia</i> R.-D. 1849a.....	203	<i>Exoristella</i> Mesnil 1960a.....	122
<i>Elfia</i> R.-D. 1850.....	203	EXORISTINAE.....	62
<i>elgonica</i> van Emden, Linnaemya.....	194	EXORISTINI.....	118
<i>Elpe</i> R.-D.....	54	<i>experrecta</i> (B. & B.), Brachelia	188
<i>emdeni</i> , incorrect sub. spell., Linnaemya	193	<i>experrectus</i> (Villeneuve), Brachelia	188
<i>emdeni</i> Mesnil, Chromatophania	242	<i>experta</i> (B. & B.), Pales	146
<i>emdeni</i> (Mesnil), Gymnosoma.....	176	<i>expetens</i> (B. & B.), Linnaemya	196
<i>emdeni</i> Verbeke, Ethylloides.....	110	<i>exquisitus</i> (Richter), Rossimyriops.....	218
<i>empiformis</i> (Mesnil), Mesnilotrix.....	45	<i>exsecta</i> Villeneuve, Actia.....	229

<i>facialis</i> (Townsend), Drino.....	89	<i>fuliginea</i> Mesnil, Siphona.....	238
<i>fallaciosa</i> Mesnil, Blepharella.....	130	<i>fulvella</i> Mesnil, Amesiomima.....	212
<i>fallax</i> (Mesnil), Actia.....	229	<i>fulvellum</i> (Mesnil), Thelairosona.....	107
<i>fallax</i> of authors, Exorista.....	124	<i>fulviceps</i> Mesnil, Chryserycia.....	88
<i>Fallenia</i> Meigen.....	71	<i>fulvitaris</i> , incorrect sub. spell., Linnaemya.....	194
<i>fasciata</i> (Curran), Eutrixopsis.....	227	<i>fulvotestacea</i> (Villeneuve), Dinera.....	43
<i>fasciata</i> (Fabricius), Bogosiella.....	175	<i>fumigata</i> (Verbeke), Gynandromyia.....	111
<i>fasciata</i> (Villeneuve), Linnaemya.....	197	<i>fumipennis</i> van Emden, Linnaemya.....	194
<i>fasciata</i> (Wiedemann), Pseudogonia.....	152	<i>fumosa</i> (Villeneuve), Phasia.....	186
<i>fasciatus</i> (Curran), Hyleorus.....	55	<i>fumosum</i> Villeneuve, Thelairosona.....	107
<i>fascicauda</i> (Curran), Cadurcia.....	135	<i>fuscicosta</i> (Curran), Blepharella.....	130
<i>fasciculata</i> Villeneuve, Winthemia.....	161	<i>fuscicosta</i> (Curran), Gynandromyia.....	112
<i>fascipennis</i> (Loew), Euthera.....	52	<i>fuscipennis</i> Mesnil, Blepharella.....	130
<i>fascipennis</i> (Wiedemann), Plesina.....	217	<i>fuscohalteratum</i> van Emden, Gymnosoma.....	176
<i>fascipes</i> (Villeneuve), Blepharella.....	130	<i>Gaediogonia</i> Townsend.....	152
<i>femineum</i> (Curran), Blepharella.....	132	<i>Gaediioxenis</i> Townsend.....	127
<i>femoralis</i> Bezzi, Pexopsis.....	149	<i>Gaediioxenis</i> Villeneuve 1937.....	127
<i>femoralis</i> (van Emden), Dinera.....	43	<i>Gaediioxenis</i> Villeneuve 1939.....	127
<i>femorata</i> Mesnil, Ceromya.....	231	<i>garambana</i> Verbeke, Pexopsis.....	149
<i>femestrata</i> Villeneuve, Chromatophania.....	242	<i>Gastroleptina</i> Villeneuve.....	74
<i>fera</i> Mesnil, Siphona.....	235	<i>Gautengicesa</i> Kocak & Kemal.....	143
<i>ferina</i> (Mesnil), Peribaea.....	233	<i>geniseta</i> van Emden, Bracheliopsis.....	189
<i>ferruginea</i> Mesnil, Igneomyia.....	141	<i>geniseta</i> van Emden, Linnaemya.....	194
<i>festiva</i> Villeneuve, Eupododexia.....	44	<i>ghesquierei</i> (Villeneuve), Sumpigaster.....	219
Filiste a Cerretti & O'Hara.....	71	<i>giacomellii</i> (Blanchard), Trichopoda.....	176
<i>fimbriata</i> Bischof, Antistasea.....	80	<i>gibbicornis</i> (Mesnil), Peribaea.....	233
<i>fishelsoni</i> Kugler, Acemya.....	63	<i>Gigamyia</i> Macquart.....	37
<i>flava</i> (Curran), Istocheta.....	72	<i>gigantea</i> Mesnil, Eupododexia.....	45
<i>flava</i> Thomson, Glaurocara.....	202	<i>gigantea</i> (Wiedemann), Billaea.....	38
<i>flava</i> Zeegers, Rioteria.....	78	<i>gilva</i> (Hartig), Drino.....	91
<i>flavibasis</i> (Villeneuve), Cylindromyia.....	169	<i>gilva</i> (Verbeke), Gynandromyia.....	111
<i>flavicans</i> Mesnil, Exorista.....	122	<i>gilvoides</i> (Curran), Drino.....	91
<i>flavicans</i> (Wiedemann), Drino.....	91	<i>glauca</i> (Karsch), Chlorolydella.....	137
<i>flavicosta</i> Zeegers, Thecocarcelia.....	104	<i>glauca</i> Mesnil, Glaurocara.....	202
<i>flavicoxa</i> Bezzi, Mintho.....	216	Glaurocara Thomson.....	202
<i>flavipalpe</i> Villeneuve, Thelairosona.....	107	GLAUROCARINI	202
<i>flavipennis</i> (Wiedemann), Prosenia.....	48	<i>glossinicornis</i> (van Emden), Periscepsia.....	58
<i>flavipes</i> Mesnil, Microphthalma.....	213	<i>gnu</i> (Curran), Pales.....	146
<i>flaviseta</i> (Thomson), Drino.....	91	Gonia Meigen.....	140
<i>flavitaris</i> van Emden, Linnaemya.....	194	GONIINI	127
<i>flaviventris</i> B. & B., Nemorilloides.....	113	Goniophthalmus Villeneuve.....	141
<i>flavogrisea</i> Villeneuve, Subfischeria.....	60	<i>gowdeyi</i> Curran, Dejeania.....	243
<i>flavohalterata</i> (Bischof), Sturmia.....	155	<i>gowdeyi</i> Curran, Linnaemya.....	194
<i>floralis</i> (Fallén), Nemorilla.....	157	<i>gracilipalpis</i> van Emden, Linnaemya.....	194
<i>foeda</i> (Villeneuve), Drino.....	95	<i>gracilis</i> Mesnil, Dolichotarsina.....	69
<i>forcipata</i> Mesnil, Carcelia.....	84	<i>gracilis</i> (Mesnil), Siphona.....	238
<i>forcipatum</i> Verbeke, Phorocerosoma.....	115	<i>grahami</i> Aldrich, Simoma.....	154
<i>Formicocoptera</i> Townsend.....	167	<i>grahami</i> Barraclough, Bogosia.....	174
<i>Formosodoria</i> Townsend.....	94	<i>grandicornis</i> Mesnil, Drino.....	95
<i>fortuna</i> Curran, Nemoraea.....	222	<i>grandipennis</i> Mesnil, Glaurocara.....	202
<i>fossulata</i> Bezzi, Besseria.....	165	<i>grandis</i> (Curran), Blepharella.....	130
<i>francoisi</i> Mesnil, Pandelleia.....	52	<i>grandis</i> Mesnil, Billaea.....	38
<i>francoisi</i> (Verbeke), Smidtia.....	159	Graphogaster Rondani.....	203
<i>fratella</i> (Villeneuve), Periscepsia.....	58	GRAPHOGASTRINI	203
<i>freidbergi</i> Cerretti & O'Hara, Austrosolieria.....	205	<i>gratiosa</i> (Mesnil), Actia.....	229
<i>freyi</i> (Herting), Ceracia.....	64	<i>griscens</i> Mesnil, Eomedina.....	70
<i>frontalis</i> Mesnil, Lydellina.....	142	<i>griscens</i> Villeneuve, Pelashyria.....	77
Frontodexia Mesnil.....	45	<i>grossa</i> Mesnil, Pimelimyia.....	150
<i>frontosa</i> (Villeneuve), Istocheta.....	72	<i>grossa</i> (Verbeke), Gynandromyia.....	111

guttipennis (van Emden), Periscepsia	58	<i>Hyalomyia</i> Macquart.....	183
<i>Gymnantia</i> Enderlein.....	190	hybridum Mesnil, Thelairosona	107
<i>Gymnantia</i> , incorrect sub. spell.....	190	<i>Hygia</i> Mesnil 1949b.....	119
<i>Gymnodexia</i> B. & B.....	37	<i>Hygia</i> Mesnil 1952c.....	119
Gymnoglossa Mik	189	Hyleorus Aldrich.....	55
gymnops Zeegers, Anacamptomyia.....	66	Hypersara Villeneuve.....	95
Gymnosoma Meigen	176	Hystricephala Macquart	141
GYMNOSOMATINI	173	Hystricovoria Townsend	56
Gynandromyia Bezzi	110	iavana (Wiedemann), Peleteria.....	245
habilis (B. & B.), Gynandromyia	111	idonea (B. & B.), Drino.....	91
haematodes (Villeneuve), Eugaedioxenis.....	95	ignea (Mesnil), Igneomyia.....	142
haemorrhoea Mesnil, Blepharella	130	<i>Igneomyia</i> Mesnil 1949b.....	141
halli (Curran), Paradrino.....	99	Igneomyia Mesnil 1950c.....	141
halli Mesnil, Goniophthalmus.....	141	ignicornis Mesnil, Winthemia.....	161
<i>Halophora</i> Agassiz.....	183	illita (Villeneuve), Zelindopsis.....	117
Hamaxia Walker.....	227	illota (Curran), Senometopia.....	101
<i>Hamaxioides</i> Mesnil.....	228	illustris Mesnil, Diaprochaeta.....	89
<i>Hamaxiomima</i> Verbeke.....	227	<i>imberbis</i> of authors, Drino	92
<i>Hammoxia</i> , incorrect sub. spell.....	227	<i>imberbis</i> (Wiedemann), Drino.....	91
hamoyensis Cerretti & Wyatt, Eomedina.....	70	imbuta Walker, unplaced Tachinidae.....	247
<i>Hamxia</i> , incorrect sub. spell.....	227	imitator (Curran), Blepharella.....	130
handeni Verbeke, Latiginella.....	73	Imitomomyia Townsend	179
<i>Haplomyia</i> Agassiz	81	IMITOMYIINI	179
hargreavesi Curran, Actia.....	229	<i>impexa</i> (Villeneuve), Aplomya.....	82
<i>hargreavesi</i> (Curran), Carcelia.....	84	inappendiculata Austen, Dexia.....	41
harteni Zeegers, Cestonia.....	87	<i>incedens</i> (Rondani), Thecocarcelia.....	104
<i>Hasmica</i> Richter.....	206	<i>incerta</i> Curran, Cyindromyia.....	169
hecate Karsch, Dejeania.....	243	<i>incerta</i> Curran, Nemoraea.....	224
<i>Hecatoepalpus</i> Townsend.....	189	inclinata (Villeneuve), Campylocheta	54
hectica (Speiser), Senometopia.....	101	incongrua Walker, Hamaxia.....	227
helva (Wiedemann), Bogosia.....	174	inconspicua (Meigen), Drino.....	92
hemimelaena (Bezzi), Cyindromyia	169	inconspicua (Villeneuve), Bogosia.....	174
<i>Hemiphania</i> Villeneuve.....	166	<i>indica</i> (Mesnil), Hystricovoria.....	56
Hemiwinthemia Villeneuve	157	<i>inermis</i> (Mesnil), Clairvillioops.....	181
hennigi Kugler, Dionomelia.....	181	inferens Townsend, Sturmioopsis.....	103
<i>Herbstia</i> R.-D	232	infoederata Villeneuve, Nemoraea.....	222
Hermya R.-D	177	infusca (Mesnil), Siphona	238
<i>Hermya</i> Bezzi & Stein	177	<i>ingens</i> B. & B., Paratachina.....	244
HERMYINI.....	177	ingrami Curran, Linnaemya	195
heterochaeta Bezzi, unplaced Siphonini.....	241	ingrami Mesnil, Thelairosona.....	107
heteronychia Mesnil, Xiphochaeta.....	220	inimica Hesse, unplaced Goniini	156
hexachaeta (Mesnil), Mesnilus	215	<i>iniqua</i> (B. & B.), Exorista.....	126
<i>Himantostoma</i> Loew	179	insignis Karsch, Reichardia.....	60
hirsuta Mesnil, Intrapales.....	96	<i>insoleta</i> , incorrect sub. spell., Sisyropa.....	102
hirta Cerretti, Calliethilla	110	insolita (Curran), Sisyropa.....	102
hirtifrons Mesnil, Linnaemya	194	<i>insolitum</i> Curran, Cyindromyia	170
hirtipleura Mesnil, Pododexia	47	instabilis (Curran), Blepharella.....	130
hirtula (Villeneuve), Leskia.....	207	insularis Mesnil, Intrapales	96
<i>Histochoeta</i> B. & B.....	71	insularis (Villeneuve), Pimelimyia.....	150
<i>Histoglossa</i> Bezzi & Stein	206	intacta Villeneuve, Nemoraea.....	222
<i>Homalogaster</i> Agassiz.....	37	integra (Villeneuve), Trigonospila.....	79
<i>Homotoma</i> Bezzi & Stein.....	158	intensica (Curran), Blepharella.....	130
<i>Homotrixodes</i> Townsend	44	interrupta (Curran), Billaea	38
horridus Cerretti et al., Eugaedioxenis.....	95	Intrapales Villeneuve	96
<i>hottentota</i> R.-D., Hermya.....	178	inusta Mesnil, Carcelia.....	84
hova Mesnil, Blepharella.....	130	invaginata (Villeneuve), Gynandromyia	112
hova (Villeneuve), Eutrixopsis.....	226	<i>isapis</i> (Walker), Mintho	216
hova (Villeneuve), Peleteria.....	246	<i>isis</i> (Wiedemann), Mintho	216
<i>Hyalomya</i> R.-D	183	<i>Isoprosopaea</i> Townsend	118

<i>Isoprosopaea</i> Villeneuve.....	118	<i>lavinia</i> (Curran), <i>Ceromya</i>	231
<i>Istochoeta</i> Marschall.....	71	<i>lavinia</i> Curran, <i>Cylindromyia</i>	169
Istocheta Rondani.....	71	<i>lavinia</i> (Curran), <i>Drino</i>	92
<i>Istoglossa</i> Rondani.....	206	<i>laxa</i> (Curran), <i>Drino</i>	92
<i>iterata</i> Mesnil, <i>Drino</i>	92	<i>laxiceps</i> (Villeneuve), <i>Linnaemya</i>	195
<i>janssensi</i> (Mesnil), <i>Siphona</i>	238	<i>leleupi</i> (Verbeke), <i>Glaurocara</i>	202
<i>janus</i> Zeegers, <i>Minthosoma</i>	143	<i>leo</i> (Curran), <i>Pseudoperichaeta</i>	100
<i>javana</i> (Crosskey), <i>Peleteria</i>	246	<i>leocrates</i> (Walker), <i>Brachelia</i>	188
<i>javana</i> , incorrect sub. spell., <i>Peleteria</i>	246	<i>leonidei</i> (Mesnil), <i>Therobia</i>	225
<i>jeanneli</i> (Mesnil), <i>Phasia</i>	184	Leskia R.-D.....	207
<i>jepsoni</i> (Villeneuve), <i>Peribaea</i>	233	LESKIINI.....	205
<i>Jesuimyia</i> Townsend.....	158	<i>Lespesiopsis</i> Mesnil.....	106
<i>jocosa</i> (Karsch), <i>Linnaemya</i>	195	<i>leucaspis</i> van Emden, <i>Linnaemya</i>	195
<i>judicabilis</i> (Mesnil), <i>Senometopia</i>	101	Leucocarcelia Villeneuve.....	66
Kaiseriola Mesnil.....	96	<i>leucodes</i> (Villeneuve), <i>Phasia</i>	185
<i>karoo</i> Cerretti & O'Hara, <i>Stiremania</i>	155	<i>leucohalterata</i> Mesnil, <i>Cyanoleskia</i>	207
<i>keiseri</i> Mesnil, <i>Campylocheta</i>	54	Leucostoma Meigen.....	182
<i>keiseri</i> Mesnil, <i>Carcelia</i>	84	LEUCOSTOMATINI.....	180
<i>keiseri</i> Mesnil, <i>Chaetodexia</i>	40	<i>Liancosmia</i> Speiser.....	177
<i>keiseri</i> Mesnil, <i>Linnaemya</i>	195	<i>liliputiana</i> Bezzi, unplaced <i>Exoristinae</i>	163
<i>kibatiana</i> Verbeke, <i>Gynandromyia</i>	112	<i>lindneri</i> Mesnil, <i>Carcelia</i>	84
<i>Kinangopana</i> van Emden.....	214	<i>lindneri</i> Mesnil, <i>Linnaemya</i>	195
<i>Kiniatilia</i> , incorrect sub. spell.....	73	<i>lindneri</i> Mesnil, <i>Nealsomyia</i>	145
Kiniatiliops Mesnil.....	72	<i>lindneri</i> (Mesnil), <i>Periscepsia</i>	58
Kiniatilla Villeneuve.....	73	<i>lindneri</i> Mesnil, <i>Pexopsis</i>	149
<i>kirbyiformis</i> (van Emden), <i>Periscepsia</i>	58	<i>lindneri</i> Mesnil, <i>Siphona</i>	238
<i>kirkspriggsi</i> Cerretti et al., <i>Agaeodioxenis</i>	128	<i>lindneri</i> (Mesnil), <i>Sturmia</i>	156
<i>kivuensis</i> Verbeke, <i>Imitomya</i>	179	Lindneriola Mesnil.....	73
<i>kufferathi</i> Verbeke, <i>Eutrixopsis</i>	226	<i>linearis</i> (Villeneuve), <i>Cylindromyia</i>	172
<i>Kugleria</i> Verbeke.....	217	<i>lineata</i> van Emden, <i>Leskia</i>	207
Kuwanimyia Townsend.....	142	<i>lineaticollis</i> van Emden, <i>Leskia</i>	207
<i>lacrymans</i> (Mesnil), <i>Siphona</i>	236	<i>linguata</i> Mesnil, <i>Actia</i>	229
<i>lacteipennis</i> Villeneuve, <i>Phytomyptera</i>	204	Linnaemya R.-D.....	189
<i>laetabilis</i> (Curran), <i>Blepharella</i>	131	<i>Linnaemyia</i> Aldrich.....	189
<i>laetifica</i> (Mesnil), <i>Senometopia</i>	101	<i>Linnemya</i> , incorrect sub. spell.....	190
<i>laevis</i> Villeneuve, <i>Pseudoperichaeta</i>	100	<i>Linnemyia</i> Macquart.....	189
<i>laeviventris</i> (van der Wulp), <i>Aplomya</i>	82	<i>litanthrax</i> , incorrect sub. spell., <i>Peleteria</i>	246
<i>lalandii</i> (R.-D. 1830: 80), <i>Pseudogonia</i>	152	<i>lithanthrax</i> (Wiedemann), <i>Peleteria</i>	246
<i>lalandii</i> (R.-D. 1830: 106), <i>Pseudogonia</i>	152	<i>Lithophasia</i> , incorrect sub. spell.....	164
<i>lamborni</i> Curran, <i>Linnaemya</i>	195	Litophasia Girschner.....	164
<i>langi</i> (Curran), <i>Chaetexorista</i>	119	<i>liturata</i> (Mesnil), <i>Catapariprosopa</i>	166
<i>languidula</i> (Villeneuve), <i>Ceromya</i>	231	<i>livida</i> Mesnil, <i>Glaurocara</i>	202
<i>languidulina</i> Mesnil, <i>Ceromya</i>	231	<i>livicolor</i> (Mesnil), <i>Siphona</i>	236
<i>laniventris</i> (B. & B.), <i>Phasia</i>	184	<i>lobata</i> Mesnil, <i>Peribaea</i>	233
<i>laniventris</i> (van Emden), <i>Periscepsia</i>	58	<i>lodosi</i> Mesnil, <i>Blepharella</i>	131
<i>lanuginosa</i> (Speiser), <i>Winthemia</i>	161	<i>londti</i> Cerretti & O'Hara, <i>Austrosolieria</i>	205
<i>lateralis</i> (Curran), <i>Billaea</i>	38	<i>longiarista</i> O'Hara & Cerretti, <i>Phytomyptera</i>	204
<i>lateralis</i> (Villeneuve), <i>Medina</i>	75	<i>longicauda</i> (Mesnil), <i>Nilea</i>	98
<i>laticorne</i> (Verbeke), <i>Palpostoma</i>	228	<i>longicorne</i> Mesnil, <i>Thelairosoa</i>	107
<i>laticornis</i> Curran, <i>Siphona</i>	240	<i>longicornis</i> Mesnil, <i>Xiphochaeta</i>	220
<i>latifacies</i> Herting, <i>Minthodes</i>	217	<i>longicornis</i> Villeneuve, <i>Nemoraea</i>	222
<i>latifrons</i> Mesnil, <i>Thecocarcelia</i>	105	<i>longicornis</i> Zeegers, <i>Besseria</i>	165
<i>latigena</i> Kugler, <i>Linnaemya</i>	195	<i>longilingua</i> (Mesnil), <i>Actia</i>	229
<i>latigena</i> (Mesnil), <i>Drino</i>	92	<i>longilingua</i> (Villeneuve), <i>Prosenoides</i>	49
<i>latigena</i> (van Emden), <i>Dinera</i>	43	<i>longipalpis</i> van Emden, <i>Peleteria</i>	246
Latignella Villeneuve.....	73	<i>longirostris</i> Egger, <i>Prosenia</i>	48
<i>latimana</i> Mesnil, <i>Thecocarcelia</i>	105	<i>longirostris</i> (Jaenicke), <i>Linnaemya</i>	196
<i>latimana</i> Villeneuve, <i>Aplomya</i>	81	<i>longirostris</i> (Macquart 1844), <i>Linnaemya</i>	196
<i>lativentris</i> van Emden, <i>Billaea</i>	38	<i>longirostris</i> (Macquart 1845), <i>Linnaemya</i>	196

longirostris van Emden, Dejeania	243	<i>masakesnsis</i> , incorrect sub. spell., Drino	94
longirostris (Villeneuve), Leskia	207	<i>masicerana</i> (Villeneuve), Winthemia	161
longirostris (Villeneuve), Myxophryxe	144	<i>masiceroides</i> Villeneuve, Linnaemya	197
longiseta (Villeneuve), Peribaea	233	<i>mathisi</i> Sun, Phasia	184
lota (Meigen), Drino	89	Mauritiodoria Townsend	74
Lubutana Villeneuve	96	<i>maurokara</i> (Barraclough), Phytomyptera	204
<i>lucens</i> Villeneuve, Cadurcia	135	<i>mayeri</i> Mesnil, Lubutana	97
<i>lucidula</i> Villeneuve, Carcelia	85	<i>mayneana</i> (Villeneuve), Drino	92
<i>luckmani</i> Curran, Linnaemya	196	<i>maynei</i> van Emden, Platydexia	46
<i>luculenta</i> Mesnil, Linnaemya	197	<i>media</i> Meunier, unplaced Tachinidae	248
<i>ludicra</i> Mesnil, Siphona	240	<i>mediaposita</i> Barraclough, Phytomyptera	204
<i>lugens</i> (Wiedemann), Dinera	43	Medina R.-D	74
<i>lunata</i> Barraclough, Phytomyptera	204	Medinospila Mesnil	76
<i>lutea</i> Mesnil, Frontodexia	45	Mediosetiger Barraclough	224
<i>luteicornis</i> (Curran), Ceromya	231	MEGAPROSOPINI	212
<i>luteicornis</i> Mesnil, Parapales	67	<i>Megistodexia</i> Townsend	218
<i>luteiventris</i> van Emden, Thelaira	61	Meigenia R.-D	76
<i>luteola</i> Villeneuve, Peristasissea	228	<i>meii</i> Cerretti & Shima, Dolichocolon	138
<i>lutescens</i> Mesnil, Thelairosona	107	<i>melampodis</i> (Séguy), Therobia	226
<i>lutescens</i> (Villeneuve), Glaurocara	202	<i>melancholica</i> Mesnil, Drino	92
<i>lycaena</i> (Curran), Aplomya	81	<i>melancholicum</i> Mesnil, Thelairosona	107
Lydella R.-D	97	<i>melania</i> (Bezzi), Siphona	239
Lydellina Villeneuve	142	<i>Melanojeania</i> Townsend	242
<i>lygaediphaga</i> Crosskey, Apomorphomyia	180	<i>melanura</i> Mesnil, Siphona	239
<i>macilenta</i> Mesnil, Leskia	208	<i>melita</i> (Curran), Blepharella	131
<i>mackieae</i> van Emden, Piligena	46	<i>mellea</i> (Mesnil), Peristasissea	228
Macquartia R.-D	210	<i>mendax</i> (Mesnil), Nemoraea	223
MACQUARTIINI	210	<i>merzi</i> Cerretti, Nealsomyia	145
<i>macrocephala</i> (Mesnil), Pales	146	Mesnilana van Emden	51
<i>macronychia</i> Mesnil, Xiphochaeta	220	<i>mesnili</i> Cerretti & Shima, Dolichocolon	139
<i>macrophallus</i> (Baranov), Drino	95	<i>mesnili</i> (Draber-Moňko), Phasia	184
<i>macula</i> Curran, Afrolixa	67	<i>mesnili</i> (Kugler), Ramonella	153
<i>maculipennis</i> (Villeneuve), Therobia	226	<i>mesnili</i> Verbeke, Cadurcia	136
<i>maculipes</i> (Villeneuve), Linnaemya	197	<i>mesnili</i> Verbeke, Gynandromyia	112
<i>maculisquama</i> (Mesnil), Pales	147	<i>Mesnilomyia</i> Kugler	218
<i>maculithorax</i> Macquart, Aulacephala	224	Mesnilotrix Cerretti & O'Hara	45
<i>maculosa</i> (Villeneuve), Myxogaedia	143	Mesnilus Özdikmen	215
<i>madagascariensis</i> Villeneuve, Pseudogonia	152	Metacemyia Herting	64
<i>madecassa</i> Mesnil, Pseudoperichaeta	100	<i>Metadrinomomyia</i> Shima	68
<i>madecassa</i> Mesnil, Sisyröpa	102	<i>metallica</i> (Becker), Chlorolydella	137
<i>madecassa</i> Mesnil, Thelaira	61	<i>metallica</i> (Bezzi), Chlorolydella	137
<i>madecassa</i> Mesnil, Winthemia	161	<i>metallica</i> Mesnil, Chetoptilia	51
Madremyia Townsend	97	<i>metallica</i> (Villeneuve), Chlorolydella	137
<i>magnifica</i> Bezzi, Paraclara	179	<i>metallica</i> Villeneuve, Trixoclea	201
<i>majestica</i> (Curran), Myxophryxe	144	<i>metallica</i> (Wiedemann), Aplomya	81
<i>major</i> Mesnil, Thelairosona	107	<i>Metoposisyrops</i> Townsend	97
<i>major</i> Villeneuve, Myxarchiclops	98	<i>metro</i> (Curran), Pales	147
<i>malayana</i> (Townsend), Prosenia	48	<i>microcephala</i> Barraclough, Mediosetiger	225
<i>manni</i> , incorrect sub. spell., Euthera	53	<i>micronychia</i> Mesnil, Parapales	67
<i>mannii</i> Mik, Euthera	52	<i>Micropales</i> Villeneuve	145
<i>Mapolomyia</i> Verbeke	180	<i>Micropalpinus</i> Enderlein	189
<i>marginalis</i> (Wiedemann), Cylindromyia	169	<i>Micropalpis</i> Macquart	189
<i>marginata</i> Macquart, Unplaced Phasiinae	187	<i>Micropalpus</i> , incorrect sub. spell.	190
<i>marginella</i> Wiedemann, unplaced Tachinidae	247	Microphthalma Macquart	212
<i>marismortui</i> Kugler, Leucostoma	182	<i>Microphthalmia</i> , incorrect sub. spell.	212
<i>marshalli</i> Curran, Dejeania	243	<i>mima</i> Verbeke, Cahenia	180
<i>marshalli</i> (Villeneuve), Winthemia	160	<i>mimica</i> Villeneuve, Peleteria	246
Marshallomyia Fennah	200	<i>minor</i> Mesnil, Brachelia	188
<i>masakensis</i> (Curran), Drino	94	<i>minor</i> (Villeneuve), Billaea	39

<i>minor</i> (Villeneuve), Bogosia.....	174	<i>nasuta</i> (Loew), Phasia.....	185
Mintho R.-D.....	215	<i>natalensis</i> Barraclough, Montanothalma.....	214
Minthodes B. & B.....	216	<i>natalensis</i> (Curran), Ceromya.....	232
MINTHOINI	214	<i>natalensis</i> (Curran), Pimelimyia.....	150
Minthosoma Zeegers.....	143	<i>natalensis</i> Fennah, Marshallomyia.....	201
<i>minuta</i> (Séguy), Therobia.....	226	<i>natalensis</i> (Villeneuve), Nemoraea.....	223
<i>minutus</i> Barraclough, Rhinophoroides.....	52	<i>natalica</i> (van Emden), Periscepsia.....	58
<i>mira</i> Mesnil, Medina.....	75	NEAERINI	221
<i>mira</i> (Mesnil), Nemoraea.....	223	Nealsomyia Mesnil.....	144
<i>mirabilis</i> Mesnil, Prosheliomyia.....	59	<i>neavei</i> Curran, Linnaemya.....	197
<i>mirabilis</i> van Emden, Schizolinnaea.....	201	<i>neavei</i> van Emden, Billaea.....	38
<i>miracula</i> (Speiser), Cylindromyia.....	170	<i>negator</i> , incorrect sub. spell., Sisyropa.....	102
<i>miranda</i> Villeneuve, Nemoraea.....	223	<i>negator</i> (Curran), Phasia.....	186
<i>mista</i> (Villeneuve), Trigonospila.....	79	<i>negator</i> (Curran), Sisyropa.....	102
<i>mitis</i> (Curran), Peribaea.....	233	<i>neglecta</i> Mesnil, Blepharella.....	131
<i>mochii</i> (Bezzi), Imitomyia.....	179	Nemoraea R.-D.....	221
<i>modesta</i> (Mesnil), Peribaea.....	233	NEMORAEINI	221
<i>moerens</i> Villeneuve, Nemoraea.....	223	<i>Nemorea</i> Macquart.....	221
Montanothalma Barraclough.....	214	Nemorilla Rondani.....	157
<i>monticola</i> Villeneuve, Dexia.....	41	Nemorilloides B. & B.....	113
<i>Mormonomyia</i> B. & B.....	183	<i>nemorilloides</i> (Bezzi), Nemorilla.....	157
<i>mucronifera</i> of authors, Metacemyia.....	64	<i>Nemoroea</i> , incorrect sub. spell.....	221
<i>mucronifera</i> Rondani, Ceracia.....	64	<i>Nemosturmia</i> Townsend.....	158
<i>multiciliata</i> Meunier, unplaced Tachinidae.....	248	Neolydella Mesnil.....	98
<i>multipunctata</i> Villeneuve, Pararondania.....	77	<i>Neopales</i> Coquillett.....	145
<i>multisetosa</i> (Villeneuve), Linnaemya.....	197	Neophryxe Townsend.....	126
<i>multisetosa</i> (Villeneuve), Phasia.....	185	Neoplectops Malloch.....	221
<i>munroi</i> Curran, Actia.....	230	<i>Neoprosera</i> Townsend.....	49
<i>munroi</i> (Curran), Drino.....	95	<i>nestor</i> (Curran), Pseudoperichaeta.....	100
<i>munroi</i> Curran, Gymnoglossa.....	189	<i>neta</i> (Curran), Exorista.....	124
<i>munroi</i> (Curran), Hystricovoria.....	56	<i>Neuroplagia</i> Townsend.....	55
<i>munroi</i> (Curran), Phasia.....	184	<i>nigella</i> Mesnil, Medinospila.....	76
<i>munroi</i> Curran, Pretoriomyia.....	47	<i>nigella</i> (Mesnil), Mesnilus.....	215
<i>munroi</i> (Curran), Pseudogonia.....	152	<i>nigerensis</i> , incorrect sub. spell., Microphthalma.....	213
<i>munroi</i> Curran, Siphona.....	239	<i>nigeriensis</i> of authors, Microphthalma.....	213
<i>murina</i> Cerretti & O'Hara, Myxophryxe.....	144	<i>nigeriensis</i> Villeneuve, Microphthalma.....	213
<i>murina</i> Mesnil, Ceracia.....	64	<i>nigeriensis</i> (Villeneuve), Phasia.....	185
<i>murina</i> (Mesnil), Siphona.....	239	<i>nigra</i> (B. & B.), Cylindromyia.....	168
<i>mutans</i> Mesnil, Antistasea.....	80	<i>nigra</i> Macquart, Hystricephala.....	141
<i>mutata</i> Villeneuve, Nemoraea.....	223	<i>nigra</i> Mesnil, Medina.....	75
<i>mutatum</i> (Villeneuve), Palpostoma.....	228	<i>nigra</i> of authors, Cylindromyia.....	168
<i>Mycteromyia</i> Mesnil 1949b.....	113	<i>nigra</i> (Villeneuve), Cylindromyia.....	168
<i>Mycteromyia</i> Mesnil 1950c.....	113	<i>nigrans</i> (Meigen), Periscepsia.....	57
Mycteromyiella Mesnil.....	113	<i>nigrapex</i> Mesnil, Actia.....	230
<i>Myiocera</i> B. & B.....	42	<i>nigrapex</i> (Mesnil), Catapariprosopa.....	167
<i>Myiothyria</i> , incorrect sub. spell.....	63	<i>nigrapex</i> (Mesnil), Kinitiliops.....	72
<i>Myocera</i> R.-D.....	42	<i>nigrapex</i> Villeneuve, Dejeania.....	243
<i>Myocerops</i> Townsend.....	42	<i>nigrescens</i> Mesnil, Chaetodexia.....	40
<i>Myiothyria</i> van der Wulp.....	63	<i>nigrescens</i> Mesnil, Charitella.....	68
<i>Myxactia</i> Villeneuve.....	54	<i>nigrescens</i> Mesnil, Glaurocaro.....	202
Myxarchiclops Villeneuve.....	98	<i>nigribarba</i> Mesnil, Linnaemya.....	198
<i>Myxhypostena</i> Villeneuve.....	78	<i>nigricornis</i> Mesnil, Prosheliomyia.....	59
Myxogaedia Mesnil.....	143	<i>nigripalpis</i> Verbeke, Zelindopsis.....	117
Myxophryxe Cerretti & O'Hara.....	143	<i>nigripes</i> B. & B., Pseudodineria.....	49
<i>namibica</i> Cerretti, Neophryxe.....	126	<i>nigripes</i> (Curran), Peribaea.....	233
<i>namibica</i> Cerretti & Barraclough, Anomalostomyia.....	68	<i>nigripes</i> of authors, Thelaira.....	61
<i>nana</i> (Curran), Peribaea.....	234	<i>nigritarsis</i> van Emden, Linnaemya.....	198
Nardia Cerretti.....	56	<i>nigriventris</i> (Wiedemann), Aplomya.....	82
<i>nasalis</i> (Bezzi), Phasia.....	185	<i>nigrocauda</i> (Curran), Zelindopsis.....	117

nigrofasciata (Strobl), Chetogena.....	121	<i>Omalogaster</i> Macquart.....	36
nigrofimbriata (Villeneuve), Phasia.....	186	<i>Omotoma</i> Liroy.....	158
nigrohalterata Mesnil, Siphona.....	239	orbata (Wiedemann), Peribaea.....	233
nigromaculata Sun, Phasia.....	186	orbitalis (Curran), Blepharella.....	131
nigronitens Mesnil, Siphona.....	235	orbitalis (Curran), Carcelia.....	85
nigronitens Villeneuve, Pales.....	147	orbitalis van Emden, Billaea.....	39
nigroseta Curran, Siphona.....	239	<i>orbitalis</i> (Villeneuve), Blepharella.....	132
Nilea R.-D.....	98	<i>Orectocera</i> van der Wulp.....	177
nitida Crosskey, Atlantomyia.....	63	ORMIINI.....	224
nitida Curran, Hermya.....	178	<i>Ormiominda</i> Paramonov.....	225
nitida (van Emden), Imitomya.....	179	<i>ornata</i> Townsend, Ossidingia.....	158
nitidella Villeneuve, Actia.....	230	<i>ornata</i> (Walker), Ossidingia.....	158
nitidicauda (Curran), Zelindopsis.....	117	orphne Curran, Dexia.....	41
nitidicollis van Emden, Macquartia.....	211	Ossidingia Townsend.....	158
niveipennis Mesnil, Exorista.....	124	ovata Mesnil, Billaea.....	39
<i>nomadacridis</i> (van Emden), Metacemyia.....	64	Oxymedoria Villeneuve.....	209
norma (Curran), Senometopia.....	102	oxyphera (Villeneuve), Cylindromyia.....	170
normula (Curran), Carcelia.....	85	<i>oxyphora</i> Curran, Cylindromyia.....	170
normula (Curran), Ceromya.....	232	pacta Villeneuve, Pseudoperichaeta.....	100
<i>notata</i> (Wiedemann), Aplomya.....	82	palaestina (Villeneuve), Peribaea.....	234
notopleuralis (van Emden), Estheria.....	44	Pales R.-D.....	145
nova Mesnil, Drino.....	92	Palexorista Townsend, subg.....	90
nox Zeegers, Microphthalma.....	213	pallens Curran, Actia.....	230
<i>nubilipennis</i> (van Emden), Periscepsia.....	58	pallens (Curran), Palpostoma.....	228
nudapex (Curran), Zelindopsis.....	117	pallida (Jaennicke), Linnaemya.....	198
nudicosta (Mesnil), Xiphochaeta.....	220	pallida Mesnil, Chaetodexia.....	41
nudinerva (Mesnil), Neoplectops.....	221	pallida Mesnil, Prosheliomyia.....	59
nudinerva (Mesnil), Periscepsia.....	58	pallida (Roubaud & Villeneuve), Anacamptomya.....	66
nudinerva (Villeneuve), Hyleorus.....	55	pallida Villeneuve, Cololeskia.....	206
nudioculata Villeneuve, Carcelia.....	83	pallida (Villeneuve), Eutrixopsis.....	227
<i>nyasa</i> Curran, Linnaemya.....	195	pallidipennis (van Emden), Periscepsia.....	58
<i>nyasa</i> (Curran), Pales.....	147	pallidipes (Curran), Chlorolydella.....	138
obesa (Mesnil), Siphona.....	239	pallidithorax van Emden, Leskia.....	208
obesa (Villeneuve), Glaurocara.....	203	pallidula (Mesnil), Parapales.....	67
oblectanea Mesnil, Carcelia.....	85	pallidum Mesnil, Thelairosona.....	107
oblimata Mesnil, Carcelia.....	85	<i>palliventris</i> Curran, Thelaira.....	61
oblimata (Mesnil), Phorinia.....	127	<i>palliventris</i> (van Emden), Dinera.....	43
obliqua (Loew), Paratachina.....	244	<i>palliventris</i> van Emden, Leskia.....	208
oblita Herting, Besseria.....	165	palpata Villeneuve, Oxymedoria.....	210
obliterata Mesnil, Carcelia.....	85	Palpostoma R.-D.....	227
obliterata Mesnil, Drino.....	93	PALPOSTOMATINI.....	226
obscura (Mesnil), Kaiseriola.....	96	<i>Palpostomotrix</i> Townsend.....	226
obscurella Mesnil, Anacamptomya.....	66	palposum Villeneuve, Thelairosona.....	108
<i>obscurior</i> Villeneuve, Linnaemya.....	191	Pandelleia Villeneuve.....	51
obscuripennis Curran, Siphona.....	239	parachrysops (Bezzi), Drino.....	93
obsidianum (Wiedemann), Leucostoma.....	182	Paraclara Bezzi.....	178
obversum Villeneuve, Thelairosona.....	107	paradoxa Mesnil, Lindneriola.....	73
<i>occulata</i> , incorrect sub. spell., Carcelia.....	85	paradoxum B. & B., Dolichocolon.....	139
ocellaris (Curran), Chaetexorista.....	119	Paradrino Mesnil.....	99
<i>Ochroameigenia</i> Townsend.....	227	<i>Parallophora</i> , incorrect sub. spell.....	183
oculata (Villeneuve), Carcelia.....	85	<i>Parallophora</i> Girschner.....	183
<i>Ocyptera</i> Latreille.....	167	<i>Parapales</i> Mesnil 1949b.....	67
ocypteroides (Bezzi), Cylindromyia.....	170	Parapales Mesnil 1950c.....	67
Ocypteromima Townsend.....	208	<i>Paraphania</i> B. & B.....	177
<i>Ocypterula</i> Rondani.....	167	<i>Parapodomomyia</i> Mesnil 1952c.....	119
<i>Oestrocara</i> Townsend.....	202	<i>Parapodomomyia</i> Mesnil 1956c.....	119
<i>Oestrocharis</i> Villeneuve.....	202	<i>Paraprosena</i> B. & B.....	37
ogilviei van Emden, Pretoriamyia.....	47	<i>Paraptilops</i> Mesnil.....	51
oldi Mesnil, Blepharella.....	131	Pararondania Villeneuve.....	77

<i>Pararoubaudia</i> Roubaud & Villeneuve	65	PHASIINI	183
<i>parasitica</i> (Curran), Sturmioipsis	103	<i>Phorichaeta</i> B. & B.	57
Paratachina B. & B	244	<i>Phoricheta</i> Rondani	56
<i>Paratamiclea</i> Villeneuve	226	Phorinia R.-D	126
Paratrixa B. & B	77	Phorocerosoma Townsend	114
Paratryphera B. & B	113	<i>Phorostoma</i> R.-D	42
<i>paravicinum</i> Cerretti & Shima, Dolichocolon	139	Phryxe R.-D	99
<i>parcesetosa</i> (Villeneuve), Linnaemya	198	<i>Phryxosturmia</i> Townsend	128
<i>partitor</i> (Curran), Drino	91	Phytomyptera Rondani	203
<i>patellata</i> Mesnil, Carcelia	85	Phytomypterina van Emden	150
<i>patellipalpis</i> (Mesnil), Siphona	239	<i>picipalpis</i> (Mesnil), Actia	230
<i>patruelis</i> Mesnil, Drino	93	<i>picta</i> (Mesnil), Blepharellina	134
<i>patruelis</i> Mesnil, Linnaemya	200	<i>picta</i> Mesnil, Eupododexia	45
<i>paucibarba</i> Mesnil, Xiphochaeta	220	<i>picta</i> (Verbeke), Palpostoma	228
<i>pauciseta</i> (Mesnil), Pales	147	<i>picta</i> (Villeneuve), Erythroceras	140
<i>pauciseta</i> Mesnil, Thecocarcelia	105	<i>picta</i> (Walker), Cylindromyia	170
<i>paulla</i> (Mesnil), Nemoraea	223	<i>picta</i> (Wiedemann), Chromatophania	242
<i>pectinifera</i> Mesnil, Medina	75	<i>pictipennis</i> Curran, Hermya	178
<i>pectinipes</i> Mesnil, Parapales	67	<i>pictipennis</i> Curran, Linnaemya	198
<i>pedestris</i> (Villeneuve), Sumpigaster	219	<i>pictipennis</i> (Macquart), Cylindromyia	170
<i>pedunculata</i> Curran, Cylindromyia	170	<i>pictipennis</i> of authors, Minthodes	217
Pelashyria Villeneuve	77	<i>picturata</i> (Curran), Blepharella	132
Peleteria R.-D	245	<i>picturata</i> (Mesnil), Siphona	235
<i>Peletieria</i> Bezzi	245	<i>pigra</i> Mesnil, Siphona	239
<i>Peletieriana</i> Mesnil	245	<i>piligena</i> (Villeneuve), Exorista	124
<i>pelioticus</i> (Speiser), Linnaemya	191	Piligena van Emden	45
<i>pellex</i> Mesnil, Carcelia	86	Piligenoides Barraclough	46
<i>pellucens</i> (Villeneuve), Bogosia	174	<i>pilipes</i> (Villeneuve), Phorocerosoma	115
<i>pellucida</i> Mesnil, Blepharella	131	<i>pilipleura</i> Mesnil, Leskia	208
<i>permatoprocta</i> (B. & B.), Thecocarcelia	104	<i>pilitarsis</i> (Villeneuve), Linnaemya	198
<i>pendunculata</i> , incorrect sub. spell., Cylindromyia	170	<i>pilosa</i> (Kugler), Crassicornia	121
<i>pennipes</i> (Fabricius), Trichopoda	176	<i>pilosa</i> Villeneuve, Pseudoperichaeta	100
<i>peraequalis</i> Mesnil, Carcelia	86	<i>pilosum</i> (Verbeke), Palpostoma	228
<i>perfida</i> Mesnil, Blepharella	131	Pimelimyia Mesnil	150
Peribaea R.-D	232	<i>pinguis</i> Mesnil, Eutrixopsis	227
<i>peringueyi</i> (Villeneuve), Peleteria	246	<i>Plagia</i> Meigen	61
<i>peringueyi</i> Bezzi, Euthera	53	Plagiocoma Villeneuve	201
<i>Periproserna</i> Villeneuve	49	Platydexia van Emden	46
Periscepsia Gistel	56	Platyschineria Villeneuve	247
Peristasisea Villeneuve	228	<i>Pleropeleteria</i> Villeneuve	245
<i>Peristoglossa</i> Mesnil	206	Plesina Meigen	217
<i>perlucida</i> (Karsch), Perlucidina	149	<i>Plesioxyptera</i> B. & B.	167
<i>Perlucidina</i> Mesnil 1949b	148	<i>Plesiooestrus</i> Villeneuve	225
Perlucidina Mesnil 1952c	148	<i>plorans</i> (Mesnil), Siphona	236
<i>perplexa</i> Mesnil, Lubutana	97	<i>plumbea</i> (Mesnil), Campylocheta	54
<i>perplexa</i> Mesnil, Nilea	98	<i>plumbella</i> Villeneuve, Macquartia	211
<i>Persedea</i> Richter	218	<i>plumicornis</i> van Emden, Pretoriamyia	47
<i>persimilis</i> Mesnil, Carcelia	86	<i>plumicornis</i> Villeneuve, Chetoptilia	51
<i>pertristis</i> Villeneuve, Dejeania	244	<i>plumosa</i> (Mesnil), Mesnilus	215
<i>pertristis</i> , incorrect sub. spell., Dejeania	244	<i>plutellae</i> van Emden, Cadurcia	136
<i>petiolata</i> (Townsend), Microphthalma	213	Pododexia B. & B.	46
<i>petiolata</i> Townsend, Prolophosia	172	<i>Podomyia</i> B. & B.	128
<i>petiolata</i> Verbeke, Eutrixopsis	227	Podotachina B. & B., subg	122
<i>petiolata</i> (Villeneuve), Cestonionerva	88	<i>Pointelia</i> Mesnil	221
Pexopsis B. & B.	149	<i>polita</i> Townsend, Ocypteromima	209
<i>Phaniola</i> Mesnil	166	<i>polleniina</i> Bezzi, unplaced Exoristinae	163
<i>phantasma</i> (Mesnil), Siphona	239	<i>pollinosa</i> Villeneuve, Dexia	42
Phasia Latreille	183	<i>Polychnomyia</i> Bischof	155
PHASIINAE	163	<i>pomeroyi</i> Villeneuve, Bogosiella	175

<i>pomeryi</i> , incorrect sub. spell., Bogosiella	175	<i>pulla</i> Mesnil, Peribaea	234
<i>porcula</i> Mesnil, Erythrocerata	140	<i>pulverulenta</i> (Karsch), Phorinia	127
Porphynomus van Emden	211	<i>pumila</i> Mesnil, Phorinia	127
<i>posio</i> (Walker), Microphthalma	213	<i>pupilla</i> Villeneuve, Sarrorhina	205
<i>postulans</i> (Walker), Phorocerosoma	116	<i>pyrrhaspis</i> Villeneuve, Pexopsis	149
<i>potina</i> (Curran), Thelairodrina	106	<i>pyrrhocera</i> Villeneuve, Acemya	63
<i>Poujadea</i> Mesnil 1949b	102	<i>pyrrhocera</i> (Wiedemann), Exorista	124
<i>Poujadea</i> Mesnil 1950c	102	<i>Pyrrhosiella</i> Villeneuve	208
<i>poultoni</i> (Villeneuve), Aplomya	82	<i>quadrata</i> (Wiedemann), Winthemia	161
<i>praeceps</i> of authors, Mintho	216	<i>quadriguttatum</i> (Mesnil), Thelairosoma	108
<i>prasina</i> (Mesnil), Mesnilus	215	<i>quadrizonula</i> (Thomson), Drino	93
<i>prasius</i> Mesnil, Trigonospila	79	<i>Ramona</i> Kugler	153
<i>pratensis</i> (Meigen), Blepcharipa	134	<i>Ramonda</i> R.-D	56
Pretoriamyia Curran	47	Ramonella Kugler	153
<i>Pretoriana</i> Curran	143	<i>rasa</i> (Mesnil), Sturmia	156
<i>pretoriana</i> O'Hara & Cerretti, Siphona	240	<i>rasella</i> (Mesnil), Sturmia	156
<i>pretoriensis</i> Bezzi, unplaced Exoristinae	163	<i>reducta</i> (Mesnil), Siphona	240
<i>Preuthera</i> Townsend	52	<i>reducta</i> Mesnil, Xiphochaeta	220
<i>prima</i> Verbeke, Gynandromyia	112	<i>regalis</i> Cerretti & O'Hara, Myxophryxe	144
Prodegeeria B. & B.	78	<i>regalis</i> (Villeneuve), Hermya	178
<i>Prodexilla</i> Townsend	212	<i>regnardi</i> Verbeke, Eutrixopsis	226
<i>profana</i> (Karsch), Sturmia	156	Reichardia Karsch	60
<i>prohecate</i> (Speiser), Linnaemya	198	<i>rejecta</i> Bezzi, Actia	230
Prolophosia Townsend	172	<i>remotella</i> Villeneuve, Intrapales	96
<i>propinqua</i> (Villeneuve), Agaedioxis	128	<i>repanda</i> (Mesnil), Chetogena	121
<i>propleuralis</i> van Emden, Linnaemya	199	<i>repanda</i> (Mesnil), Peribaea	234
<i>propleuralis</i> (van Emden), Periscepsia	59	<i>retroflexa</i> (Villeneuve), Prolophosia	172
Prosenia Lepelletier & Serville	47	<i>rex</i> (Curran), Bleparella	132
Prosenoides B. & B.	48	<i>rhingiaeformis</i> van Emden, Billaea	39
Prosheliomyia B. & B.	59	Rhinophoroides Barraclough	52
Prosopodopsis Townsend	151	<i>rhodesia</i> (Curran), Dexia	42
<i>Prosopofrontina</i> Townsend	71	<i>rhodesiana</i> Villeneuve, Linnaemya	199
<i>Prosturmia</i> Townsend	90	<i>rhodesiana</i> Villeneuve, Minthodes	217
<i>Prosturmina</i> Mesnil 1949b	90	<i>rhodesiensis</i> (Jones), Paradrino	99
<i>Prosturmina</i> Mesnil 1949c	90	<i>Rhodesina</i> Curran	103
<i>Prosturmina</i> Mesnil 1951	90	<i>Rhodogyne</i> Meigen	176
<i>Prosturmina</i> Mesnil 1970b	90	Rhynchogonia B. & B.	153
Prosuccingulum Mesnil	78	Rioteria Herting	78
<i>Proxystomima</i> Villeneuve	225	<i>risbeci</i> (Mesnil), Campylocheta	54
<i>Prozenillia</i> Villeneuve	81	<i>ritchiei</i> (Cuthbertson & Munro), Pseudogonia	153
<i>pruinosa</i> (Mesnil), Neolydella	98	<i>robusta</i> Cerretti & O'Hara, Stiremania	155
<i>pruinosa</i> (Roubaud & Villeneuve), Anacamptomyia	66	<i>robusta</i> Mesnil, Thecocarcelia	105
<i>pruinosa</i> van Emden, Leskia	208	<i>rogezensis</i> Barraclough, Bogosia	175
Pseudalsomyia Mesnil	151	<i>rondanii</i> (Townsend), Linnaemya	196
Pseudodineria B. & B.	49	<i>Rondanioestrus</i> , incorrect sub. spell.	186
<i>pseudofallax</i> (Villeneuve), Exorista	124	Rondanioestrus Villeneuve	186
Pseudogonia B. & B.	151	<i>rosatum</i> Villeneuve, Thelairosoma	108
<i>Pseudokea</i> Townsend	159	Rossimyriops Mesnil	218
<i>Pseudoloewia</i> B. & B.	188	<i>rotundata</i> of authors, Gymnosoma	176
Pseudominthodes Townsend	217	<i>Roubaudia</i> Villeneuve	65
Pseudoperichaeta B. & B.	99	<i>rubea</i> Mesnil, Peribaea	234
Ptilocatagonia Mesnil	100	<i>rubea</i> Mesnil, Siphona	238
Ptilotachina B. & B., subg.	123	<i>rubellana</i> Villeneuve, Nemora	223
<i>pudica</i> Mesnil, Siphona	235	<i>rubens</i> (Villeneuve), Bogosia	175
<i>Pujolina</i> Mesnil	129	<i>rubida</i> (Loew), Cyllindromyia	171
<i>pulchella</i> Villeneuve, Linnaemya	199	<i>rubida</i> O'Hara & Cerretti, Billaea	39
<i>pulchellum</i> (Mesnil), Thelairosoma	108	<i>rubiginosa</i> (Mesnil), Actia	230
<i>pulchra</i> (Curran), Drino	93	<i>rubrapex</i> Mesnil, Siphona	240
<i>pulchricornis</i> (Villeneuve), Prosopodopsis	151	<i>rubrica</i> (Mesnil), Siphona	240

<i>rubrica</i> Villeneuve, Pales	147	Schizolinnaea van Emden	201
<i>rubicans</i> Mesnil, Exorista	122	<i>Scopolia</i> R.-D.	56
<i>rubicosa</i> (Villeneuve), Blepharella.....	132	<i>Scotiella</i> Mesnil	125
<i>rubicosa</i> (Villeneuve), Medina.....	75	<i>scutellaris</i> Townsend, Pseudominthodes.....	217
<i>rubriventris</i> Bezzi, Pales	147	<i>scutellata</i> (Mesnil), Siphona.....	236
<i>rubriventris</i> Macquart, Gonia.....	140	<i>sejuncta</i> (Walker), Microphthalma	213
<i>rude</i> Cerretti & Shima, Dolichocolon.....	139	<i>selecta</i> (Curran), Compsilura.....	69
<i>rudebecki</i> Verbeke, Linnaemya	199	<i>sellifera</i> van Emden, Pretoriamyia	47
<i>rufa</i> Zeegers, Drino	93	<i>semititida</i> (Villeneuve), Pales	148
<i>rufescens</i> (Villeneuve), Anacamptomya.....	66	<i>semiobscura</i> Villeneuve, Nemoraea.....	224
<i>rufescens</i> (Villeneuve), Phytomypterna.....	150	<i>semirufa</i> (Villeneuve), Medina.....	75
<i>ruficauda</i> (Curran), Pales	147	<i>semitestacea</i> (Villeneuve), Pimelimyia	151
<i>ruficauda</i> Mesnil, Blepharella	132	<i>semiviolacea</i> Villeneuve, Cadurcia.....	136
<i>ruficornis</i> (Macquart), Peleteria	246	<i>senex</i> (Curran), Pales.....	148
<i>ruficrura</i> (Villeneuve), Winthemia	161	Senometopia Macquart.....	101
<i>rufifrons</i> (Wiedemann), Pseudogonia	152	<i>sensua</i> Curran, Cylindromyia.....	171
<i>rufina</i> (Curran), Pimelimyia	150	<i>sericans</i> Mesnil, Exorista	122
<i>rufipalpis</i> (Curran), Macquartia.....	211	<i>sericea</i> (Curran), Winthemia	160
<i>rufipalpis</i> Villeneuve, Cadurciella	83	<i>Sericophoromyia</i> , incorrect sub. spell.....	159
<i>rufipes</i> Macquart, Nemoraea.....	222	<i>Sericophoromyia</i> Austen	159
<i>rufipes</i> (Meigen), Cylindromyia.....	171	<i>Sericophoromyiops</i> Townsend	159
<i>rufipes</i> Zeegers, Cestonia	87	<i>sesamiae</i> Mesnil, Descampsina.....	88
<i>rufipes</i> (Zeegers), Rossimyops	218	<i>sesamiae</i> (Mesnil), Lydella	97
<i>rufitibia</i> (Mesnil), Rioteria	78	<i>sessitans</i> (Curran), Exorista	126
<i>rufitibia</i> (Villeneuve), Periscepsia	59	<i>setertia</i> (Curran), Chetogena.....	121
<i>rufiventris</i> Bigot, Bogosia	175	<i>setibarba</i> Bezzi, unplaced Exoristinae	163
<i>rufiventris</i> (Corti), Peleteria	245	<i>setifacies</i> (Curran), Blepharella	132
<i>rufiventris</i> Curran, unplaced Goniini.....	156	<i>setifrons</i> Mesnil, Carcelia	86
<i>rufogrisea</i> Villeneuve, Latiginella.....	73	<i>setifrons</i> Mesnil, Sturmioptis.....	103
<i>rufohumera</i> O'Hara & Cerretti, Cylindromyia.....	171	<i>setifrons</i> (Villeneuve), Agaediogenis	128
<i>rufolateralis</i> (Crosskey), Nardia	56	<i>setigena</i> (Curran), Pales.....	148
<i>rufolateralis</i> (Curran), Pales.....	147	<i>setigena</i> , incorrect sub. spell., Blepharella	132
<i>rufula</i> (Villeneuve), Pimelimyia	150	<i>setigera</i> (Corti), Blepharella	132
<i>ruralis</i> (Fallén), Voria.....	61	<i>setinerva</i> (Mesnil), Siphona	240
<i>russata</i> (Villeneuve), Pimelimyia.....	150	<i>setinervis</i> Mesnil, Linnaemya	199
<i>russea</i> Mesnil, Glaurocara	203	<i>setinervis</i> (Mesnil), Madremyia.....	97
<i>russipes</i> (Mesnil), Catapariprosopa	167	<i>setosa</i> (B. & B.), Voria.....	61
<i>russipes</i> Mesnil, Erynniola	70	<i>setosa</i> Crosskey, Metacemyia.....	64
<i>russula</i> Mesnil, Actia.....	230	<i>setosa</i> (Curran), Myxogaedia.....	143
<i>rustica</i> (Karsch), Peleteria	247	<i>setosa</i> (Macquart), Billaea	39
<i>rutilans</i> (Villeneuve), Billaea.....	39	<i>setosa</i> (Mesnil), Mesnilus	215
<i>rutilans</i> Villeneuve, Cestonia	87	<i>setosaria</i> (Curran), Chetogena.....	121
<i>ruwenzorica</i> (van Emden), Sumpigaster	219	<i>setosella</i> (Villeneuve), Medina.....	75
<i>sadista</i> (Curran), Phorinia.....	127	<i>setosina</i> (Curran), Chetogena.....	121
<i>saegeri</i> Verbeke, Gynandromyia.....	112	<i>seychellensis</i> Bezzi, Gynandromyia	113
<i>Salia</i> R.-D	120	<i>seydéli</i> (Mesnil), Blepharella	132
<i>sallax</i> (Curran), Pseudoperichaeta.....	100	<i>seyrigi</i> Mesnil, Aplomya	82
<i>Salmacia</i> Meigen.....	140	<i>Seyrigomyia</i> Mesnil	106
<i>salmacinus</i> (Speiser), Linnaemya	196	<i>shillitoi</i> Curran, Linnaemya.....	192
<i>salti</i> (van Emden), Periscepsia	59	<i>siberita</i> (Fabricius), Prosenia	48
<i>salva</i> (Wiedemann), Drino	93	<i>sibirita</i> , incorrect sub. spell., Prosenia.....	48
<i>sappirina</i> Mesnil, Leskia	208	<i>similata</i> Mesnil, Ceromya.....	232
<i>sarcophagaeformis</i> (Jaenicke), Pales.....	147	<i>similis</i> Mesnil, Pododexia.....	47
<i>Sarrhorina</i> , incorrect sub. spell.....	205	<i>similis</i> Villeneuve, Bogosia	174
Sarrorhina Villeneuve.....	205	Simoma Aldrich	154
<i>satanas</i> Cerretti & O'Hara, Myxophryxe.....	144	<i>simonyi</i> Villeneuve, Goniophthalmus	141
<i>scapularis</i> (Villeneuve), Cylindromyia.....	171	<i>simplex</i> (Fallén), Leucostoma	182
Schembria Rondani.....	154	<i>simulans</i> (Mesnil), Siphona.....	240
<i>schistacea</i> Mesnil, Chlorolydella	138	Siphona Meigen	235

SIPHONINI.....	229	subaurata (Walker), Drino	93
Sisyropa B. & B.....	102	subdistincta (Villeneuve), Sisyropa.....	103
sjostedti Speiser, Billaea	40	Subfischeria Villeneuve.....	60
Smidtia R.-D.....	158	subnitida Sun, Phasia	186
<i>snelli</i> Curran, Cylindromyia.....	172	succineiventris van Emden, Linnaemya.....	199
snyderi (Townsend), Blepharella.....	132	<i>Succingulum</i> Pandellé.....	79
<i>socia</i> (Wiedemann), Aplomya.....	82	succini (Giebel), Drino	93
sola Mesnil, Siphona	240	succuba Mesnil, Medina	76
solitaria (Curran), Compsilura	69	succulentus Cerretti et al., Agaedioidenis	128
solivaga Mesnil, Billaea	40	suffulva (Villeneuve), Dinera.....	43
solivaga (Rondani), Thelyconychia	108	sulcifacies Dear, Litophasia	164
someranana van Emden, Linnaemya.....	199	sulphurea (Villeneuve), Linnaemya	199
somereni van Emden, Pretoriamyia.....	47	<i>sumatrensis</i> (Townsend), Peleteria	246
somomyina (Karsch), Pales.....	148	Sumpigaster Macquart.....	218
sopha Mesnil, Medina.....	76	surda (Curran), Estheria.....	44
sorbillans (Wiedemann), Exorista.....	123	suspecta (Malloch), Peribaea	234
<i>sordia</i> , incorrect sub. spell., Paratryphera	114	suspecta Villeneuve, Pseudogonia.....	153
sordida (Villeneuve), Paratryphera	114	<i>sybarita</i> Rondani, Prosenia.....	48
soror (Wiedemann), Cylindromyia	172	<i>sycophanta</i> (Schiner), Brachelia.....	188
<i>sororcula</i> (Mesnil), Peribaea.....	233	<i>Syneplaca</i> Villeneuve.....	218
sororcula (Villeneuve), Chaetexorista	119	<i>Synhypostena</i> Villeneuve.....	218
sororcula Villeneuve, Linnaemya	199	TACHININAE	187
speciosa Mesnil, Siphona.....	235	TACHININI	241
spinacrista Barraclough, Phytomyptera	204	<i>Tachinomima</i> B. & B.....	189
spinicosta (Thomson), Mauritiadoria	74	<i>Tachinomina</i> , incorrect sub. spell.....	190
<i>spinicosta</i> (Thomson), Mauritiadoria	74	<i>taeniata</i> (Wiedemann), Bogosia.....	174
spinigera (Thomson), Pseudodinera.....	49	<i>tarsalis</i> Curran, Linnaemya.....	192
spinosa (Walker), Dinera.....	43	tarsalis Villeneuve, Dyshypostena.....	214
spinosovirilia (Barraclough), Phytomyptera.....	205	taylori van Emden, Leskia	208
spinulifera Mesnil, Medina	76	tenella (Bezzi), Drino.....	94
spinulosa (Mesnil), Siphona.....	240	tenor (Curran), Ethilla	110
Spixomyia Crosskey, subg.....	125	tenuipes (van Emden), Prosenoides.....	49
splendens Mesnil, Pales	148	terrosa Mesnil, Drino.....	94
<i>Spoggosia</i> Rondani.....	120	terrosa (Mesnil), Siphona	236
spoliata (Bezzi), Peribaea.....	234	terrosa Villeneuve, Winthemia.....	161
<i>Stackelbergula</i> Richter.....	55	<i>tesselans</i> , incorrect sub. spell., Exorista.....	123
stammeri Mesnil, Paratrypha	77	tessellans Mesnil, Exorista.....	123
stativa (Villeneuve), Zelindopsis	117	tessellans (Mesnil), Pales	148
<i>Steiniomyia</i> Townsend	55	tessellata van Emden, Macquartia.....	211
<i>Stenomtopia</i> Agassiz.....	101	tessmanni Townsend, Tipulidomima	219
Stiremania Cerretti & O'Hara.....	154	tetra (Curran), Pales.....	148
<i>Stomatomyia</i> B. & B.....	120	tetraptera (Meigen), Leucostoma	182
Stomina R.-D.....	60	<i>thala</i> (Walker), Mintho.....	216
straeleni Mesnil, Prodegeeria.....	78	Thecocarcelia Townsend.....	104
<i>striata</i> (Jaennicke), Linnaemya	196	Thelaira R.-D.....	60
strigipes Curran, Linnaemya	199	<i>Thelairia</i> , incorrect sub. spell.....	61
<i>Strobliomyia</i> Townsend	232	Thelairodrino Mesnil.....	105
STRONGYGASTRINI	186	Thelairosona Villeneuve.....	106
stuckenbergi Verbeke, unplaced Leskiini.....	210	<i>Thelairoxenis</i> Mesnil.....	106
stupenda Dear, Calyptromyia	181	<i>Thelycarcelia</i> Townsend	104
Sturmia R.-D	155	Thelyconychia B. & B	108
<i>Sturmiodoria</i> Townsend	89	Thelymyiops Mesnil	109
Sturmiopsis Townsend	103	<i>theodori</i> (Draber-Moňko), Phasia	185
stylata Becker, Chaetoria	120	Therobia Brauer	225
stylata (Townsend), Sisyropa	103	<i>Therobiopsis</i> Townsend	225
stylata Zeegers, Stylocarcelia.....	104	Thrixion B. & B.....	157
Stylocarcelia Zeegers.....	104	Thrixionellus Mesnil, subg.....	59
<i>Stylurodoria</i> Townsend	102	THRIXIONINI	157
subapertus (Herting), Rossimyops.....	218	<i>Thrycolyga</i> , incorrect orig. spell.....	125

tibialis Mesnil, <i>Blondelia</i>	68	vara (Curran), <i>Carcelia</i>	86
tibialis (R.-D.), <i>Peribaea</i>	234	<i>varia</i> (Fabricius), <i>Peleteria</i>	245
<i>Timavia</i> R.-D.	158	<i>variabilis</i> Jaenicke, <i>Dejeania</i>	243
timida (Mesnil), <i>Peribaea</i>	234	<i>varichaeta</i> (Curran), <i>Ceromya</i>	232
timidus Cerretti et al., <i>Agaedioxenis</i>	128	<i>varicornis</i> Curran, unplaced <i>Eryciini</i>	109
Tipulidomima Townsend	219	<i>variegata</i> (Wiedemann), <i>Linnaemya</i>	200
torensis Curran, <i>Linnaemya</i>	199	<i>varipes</i> (Mesnil), <i>Brachychaetoides</i>	134
<i>Torinamyia</i> Mesnil	108	<i>varipes</i> Villeneuve, <i>Thelairosona</i>	108
torneutopoda (Speiser), <i>Dexia</i>	42	<i>varivittata</i> Curran, <i>Dexia</i>	42
townsendi van Emden, <i>Glaurocara</i>	203	<i>vasta</i> (Karsch), <i>Blepharella</i>	133
translucens (Mesnil), <i>Pandelleia</i>	52	<i>velutina</i> Mesnil, <i>Billaea</i>	40
transvaalensis Sun, <i>Phasia</i>	186	<i>velutina</i> Mesnil, <i>Sturmia</i>	156
Trichactia Stein	187	<i>velutina</i> Mesnil, <i>Xiphochaeta</i>	220
trichaeta (Mesnil), <i>Siphona</i>	240	<i>ventralis</i> Mesnil, <i>Thecocarcelia</i>	105
<i>Trichaeta</i> Becker	187	<i>venusta</i> (Curran), <i>Chlorolydella</i>	138
<i>Trichiopoda</i> , incorrect sub. spell.	176	<i>venusta</i> Curran, <i>Dexia</i>	42
<i>Tricholyga</i> , incorrect sub. spell.	125	<i>verbekei</i> Cerretti & O'Hara, <i>Filistea</i>	71
Trichopoda Berthold	176	<i>Verbekeia</i> Mesnil	155
trichops Herting, <i>Thecocarcelia</i>	105	<i>verittus</i> , incorrect sub. spell., <i>Phorinia</i>	127
tricincta Villeneuve, <i>Kiniatilla</i>	73	<i>verritus</i> (Walker), <i>Phorinia</i>	127
Tricoliga Rondani, subg.	125	<i>versatilis</i> , incorrect sub. spell., <i>Blepharella</i>	133
<i>tricolor</i> (Bigot), <i>Phorinia</i>	127	<i>versatilis</i> of authors, <i>Blepharella</i>	133
<i>Tricolylga</i> Schiner	125	<i>versatilis</i> (Villeneuve), <i>Blepharella</i>	133
trifida Mesnil, <i>Trigonospila</i>	79	<i>versicauda</i> (Curran), <i>Cadurgia</i>	136
Trigonospila Pokorny	79	<i>versicolor</i> (Curran), <i>Aplomya</i>	82
trilineata Mesnil, <i>Chaetodexia</i>	41	<i>versicolor</i> (Curran), <i>Billaea</i>	40
triquetra Macquart, unplaced <i>Blondeliini</i>	79	<i>versicolor</i> (Karsch), <i>Chromatophania</i>	242
triseta (Mesnil), <i>Actia</i>	230	<i>vexor</i> (Curran), <i>Carcelia</i>	86
trispina Mesnil, <i>Kiniatiliops</i>	72	<i>vibrissata</i> Mesnil, <i>Thecocarcelia</i>	105
trispina (Villeneuve), <i>Catapariprosopa</i>	167	<i>vicina</i> Verbeke, <i>Phorocerosoma</i>	114
triste Mesnil, <i>Thelairosona</i>	108	<i>victoria</i> Curran, <i>Linnaemya</i>	200
tristis (Séguy), <i>Therobia</i>	226	<i>victoria</i> (Curran), <i>Phasia</i>	184
Trixoclea Villeneuve	201	<i>vidua</i> Mesnil, <i>Medina</i>	76
trochanterata (Villeneuve), <i>Chlorolydella</i>	138	<i>vidua</i> (Mesnil), <i>Peribaea</i>	235
<i>Trypherosoma</i> Verbeke	111	<i>vidua</i> (Mesnil), <i>Periscepsia</i>	59
tsavo Cerretti, <i>Nardia</i>	56	<i>vigilans</i> (Villeneuve), <i>Drino</i>	93
tuckeri Bezzi, <i>Euthera</i>	53	<i>villeneuvei</i> (Curran), <i>Billaea</i>	40
turbida (B. & B.), <i>Linnaemya</i>	200	<i>villeneuvei</i> Townsend, <i>Lydellina</i>	142
turneri (van Emden), <i>Estheria</i>	44	<i>villeneuvei</i> van Emden, <i>Leskia</i>	208
uelensis van Emden, <i>Dexia</i>	42	<i>villeneuvei</i> Verbeke, <i>Zelindopsis</i>	118
ugandana (Curran), <i>Drino</i>	94	<i>vinsoni</i> Mesnil, <i>Cadurgia</i>	136
ugandana (Curran), <i>Peribaea</i>	234	<i>violacea</i> (Curran), <i>Brachychaetoides</i>	135
ugandana (Curran), <i>Prolophosia</i>	172	<i>violacea</i> Mesnil, <i>Glaurocara</i>	203
ugandana (Curran), <i>Zelindopsis</i>	118	<i>viridescens</i> (Mesnil), <i>Ptilocatagonia</i>	100
umbrinervis (Villeneuve), <i>Therobia</i>	226	<i>vitripennis</i> Mesnil, <i>Billaea</i>	40
umbripennis Mesnil, <i>Lydellina</i>	142	<i>vittata</i> Barraclough, <i>Piligenoides</i>	46
<i>umbrosa</i> (Villeneuve), <i>Phasia</i>	184	<i>vittata</i> Curran, <i>Hermya</i>	178
uncinata (Thomson), <i>Metacemyia</i>	64	<i>vittata</i> Curran, <i>Siphona</i>	241
uniseriata van Emden, <i>Macquartia</i>	211	<i>vittiventris</i> van Emden, <i>Linnaemya</i>	200
unisetata (Curran), <i>Cadurciella</i>	83	<i>vivax</i> (Curran), <i>Blepharella</i>	133
unisetata Curran, <i>Dexia</i>	42	<i>vixen</i> Curran, <i>Siphona</i>	241
<i>unisetosa</i> of authors, <i>Drino</i>	91	<i>vocalis</i> Villeneuve, unplaced <i>Goniini</i>	156
<i>unisetosa</i> van Emden, <i>Cyrtocladia</i>	212	Voria R.-D	61
unispina (Mesnil), <i>Siphona</i>	241	VORIINI	53
<i>Urophyllina</i> Villeneuve	71	<i>vulgata</i> (Mesnil), <i>Nemoraea</i>	224
vaga (Curran), <i>Carcelia</i>	86	<i>vulnerata</i> (Curran), <i>Blepharella</i>	133
valescens Villeneuve, <i>Catharosia</i>	163	<i>vulpina</i> (Mesnil), <i>Actia</i>	230
vanemdeni Fennah, <i>Billaea</i>	40	<i>vulpina</i> of authors, <i>Linnaemya</i>	200
vanosmereni van Emden, <i>Campylocheta</i>	54	<i>vulpinoides</i> of authors, <i>Linnaemya</i>	198

<i>Wagneria</i> of authors, <i>Periscepsia</i>	57	Xiphochaeta Mesnil	219
<i>westermanni</i> R.-D., <i>Brachelia</i>	188	Xiphochaetina Mesnil, subg	220
<i>whiteheadi</i> Mesnil, <i>Rossimyiops</i>	218	<i>Xistomima</i> , incorrect orig. spell.....	225
<i>whitmorei</i> (Cerretti), <i>Charitella</i>	69	<i>Xystomima</i> Villeneuve.....	225
<i>wiedemanni</i> Crosskey, <i>Cylindromyia</i>	171	<i>yemenensis</i> Barraclough, <i>Phytomyptera</i>	205
<i>Wiedemanniomyia</i> Townsend.....	81	<i>yemenensis</i> Zeegers, <i>Pexopsis</i>	149
Winthemia R.-D	159	<i>yerburi</i> , incorrect sub. spell., <i>Sisyropa</i>	103
WINTHEMIINI	157	<i>yerburi</i> (Baranov), <i>Sisyropa</i>	103
<i>Winthemiola</i> Mesnil	159	<i>Zelindomyia</i> Verbeke.....	111
<i>Winthemya</i> Rondani	159	Zelindopsis Anonymous.....	116
<i>Winthemyia</i> , incorrect sub. spell	159	<i>Zelindopsis</i> Villeneuve.....	116
<i>wittei</i> (Mesnil), <i>Siphona</i>	241	Zeliomima Mesnil	50
<i>wollastoni</i> , incorrect sub. spell., <i>Dejeania</i>	243	<i>zenia</i> (Curran), <i>Zelindopsis</i>	118
<i>wollastonii</i> Austen, <i>Dejeania</i>	243	<i>Zenilliana</i> Curran	111
<i>xanthaspis</i> Mesnil, <i>Blepharella</i>	133	<i>zetterstedtii</i> (Karsch), <i>Cadurcia</i>	136
<i>xanthaspis</i> (Wiedemann), <i>Exorista</i>	124	Zeuxiotrix Mesnil	50
<i>xanthocera</i> (Richter), <i>Clausicella</i>	206	<i>z-fuscum</i> (van Emden), <i>Periscepsia</i>	58
<i>xanthomera</i> , incorrect sub. spell., <i>Clausicella</i>	206	<i>Ziminiola</i> Mesnil	215
<i>Xanthopetia</i> Townsend	217	<i>zonaria</i> (Loew), <i>Besseria</i>	165
<i>xanthosoma</i> Mesnil, <i>Siphona</i>	235	<i>zonata</i> (Curran), <i>Drino</i>	92
<i>xiphias</i> (Bezzi), <i>Cylindromyia</i>	172	Zygobothria Mik, subg	94