

**A catalogue of the tribe Sepidiini  
Eschscholtz, 1829  
(Tenebrionidae, Pimeliinae)  
of the world**

*by*

Marcin J. Kamiński, Kojun Kanda, Ryan Lumen,  
Jonah M. Ulmer, Christopher C. Wirth, Patrice Bouchard,  
Rolf Aalbu, Noël Mal, Aaron D. Smith

ZooKeys 844 (SPECIAL ISSUE)

A CATALOGUE OF THE TRIBE SEPIDIINI ESCHSCHOLTZ, 1829 (TENEBRIONIDAE, PIMELIINAE)  
OF THE WORLD

*by* Marcin J. Kamiński, Kojun Kanda, Ryan Lumen, Jonah M. Ulmer, Christopher C. Wirth,  
Patrice Bouchard, Rolf Aalbu, Noël Mal, Aaron D. Smith

First published 2019

ISBN 978-954-642-959-9 (paperback)

Pensoft Publishers

12 Prof. Georgi Zlatarski Street, 1700 Sofia, Bulgaria

Fax: +359-2-870-42-82

[info@pensoft.net](mailto:info@pensoft.net)

[www.pensoft.net](http://www.pensoft.net)

Printed in Bulgaria, May 2019

# A catalogue of the tribe Sepidiini Eschscholtz, 1829 (Tenebrionidae, Pimeliinae) of the world

Marcin J. Kamiński<sup>1,2</sup>, Kojun Kanda<sup>2</sup>, Ryan Lumen<sup>2</sup>, Jonah M. Ulmer<sup>3</sup>,  
Christopher C. Wirth<sup>2</sup>, Patrice Bouchard<sup>4</sup>, Rolf Aalbu<sup>5</sup>, Noël Mal<sup>6</sup>,  
Aaron D. Smith<sup>2</sup>

**1** Museum and Institute of Zoology, Polish Academy of Sciences, Warsaw, Poland **2** Northern Arizona University, Flagstaff, USA **3** Pennsylvania State University, State College, USA **4** Agriculture and Agri-Food Canada, Ottawa, Canada **5** California Academy of Sciences, San Francisco, USA **6** Royal Belgian Institute of Natural Sciences, Brussels, Belgium

Corresponding author: Marcin Jan Kamiński ([kaminskientomo@gmail.com](mailto:kaminskientomo@gmail.com))

---

Academic editor: W. Schawaller | Received 4 March 2019 | Accepted 7 April 2019 | Published 13 May 2019

---

<http://zoobank.org/52AF972B-1F16-48DA-B4AE-AC2FCB0FDC2C>

---

**Citation:** Kamiński MJ, Kanda K, Lumen R, Ulmer JM, Wirth CC, Bouchard P, Aalbu R, Mal N, Smith AD (2019) A catalogue of the tribe Sepidiini Eschscholtz, 1829 (Tenebrionidae, Pimeliinae) of the world. ZooKeys 844: 1–121. <https://doi.org/10.3897/zookeys.844.34241>

---

## Abstract

This catalogue includes all valid family-group (six subtribes), genus-group (55 genera, 33 subgenera), and species-group names (1009 species and subspecies) of Sepidiini darkling beetles (Coleoptera: Tenebrionidae: Pimeliinae), and their available synonyms. For each name, the author, year, and page number of the description are provided, with additional information (e.g., type species for genus-group names, author of synonymies for invalid taxa, notes) depending on the taxon rank. Verified distributional records (loci typici and data acquired from revisionary publications) for all the species are gathered. Distribution of the subtribes is illustrated and discussed.

Several new nomenclatural acts are included. The generic names *Phanerotomea* Koch, 1958 [= *Ocnodes* Fähræus, 1870] and *Parmularia* Koch, 1955 [= *Psammodes* Kirby, 1819] are new synonyms (valid names in square brackets).

The following new combinations are proposed: *Ocnodes acuductus acuductus* (Ancey, 1883), *O. acuductus usspanus* (Koch, 1952), *O. adamantinus* (Koch, 1952), *O. argenteofasciatus* (Koch, 1953), *O. arnoldi arnoldi* (Koch, 1952), *O. arnoldi sabianus* (Koch, 1952), *O. barbosai* (Koch, 1952), *O. basilewskyi* (Koch, 1952), *O. bellmarleyi* (Koch, 1952), *O. benguelensis* (Koch, 1952), *O. bertolonii* (Guérin-Méneville, 1844), *O. blandus* (Koch, 1952), *O. brevicornis* (Haag-Rutenberg, 1875), *O. brunnescens brunnescens* (Haag-Rutenberg, 1871), *O. brunnescens molestus* (Haag-Rutenberg, 1875), *O. buccinator* (Koch, 1952), *O. bushmanicus* (Koch, 1952), *O. carbonarius* (Gerstaecker, 1854), *O. cardiopterus* (Fairmaire, 1888), *O. cataractus* (Koch, 1952),

*O. cinerarius* (Koch, 1952), *O. complanatus* (Koch, 1952), *O. confertus* (Koch, 1952), *O. congruens* (Péringuey, 1899), *O. cordiventris* (Haag-Rutenberg, 1871), *O. crocodilinus* (Koch, 1952), *O. dimorphus* (Koch, 1952), *O. distinctus* (Haag-Rutenberg, 1871), *O. dolosus* (Péringuey, 1899), *O. dorsocostatus* (Gebien, 1910), *O. dubiosus* (Péringuey, 1899), *O. ejectus* (Koch, 1952), *O. epronoticus* (Koch, 1952), *O. erichsoni* (Haag-Rutenberg, 1871), *O. ferreirae ferreirae* (Koch, 1952), *O. ferreirae zulu* (Koch, 1952), *O. fettingi* (Haag-Rutenberg, 1875), *O. fistucans* (Koch, 1952), *O. fraternus* (Haag-Rutenberg, 1875), *O. freyi* (Koch, 1952), *O. freudei* (Koch, 1952), *O. fulgidus* (Koch, 1952), *O. funestus* (Haag-Rutenberg, 1871), *O. gemmeulus* (Koch, 1952), *O. gibberosulus* (Péringuey, 1908), *O. gibbus* (Haag-Rutenberg, 1879), *O. globosus* (Haag-Rutenberg, 1871), *O. granisterna* (Koch, 1952), *O. granulocollis* (Haag-Rutenberg, 1871), *O. gridellii* (Koch, 1960), *O. guerini guerini* (Haag-Rutenberg, 1871), *O. guerini lawrencii* (Koch, 1954), *O. guerini mancus* (Koch 1954), *O. haemorrhoidalis haemorrhoidalis* (Koch, 1952), *O. haemorrhoidalis salubris* (Koch, 1952), *O. heydeni* (Haag-Rutenberg, 1871), *O. humeralis* (Haag-Rutenberg, 1871), *O. humerangula* (Koch, 1952), *O. imbricatus* (Koch, 1952), *O. imitator imitator* (Péringuey, 1899), *O. imitator invadens* (Koch, 1952), *O. inflatus* (Koch, 1952), *O. jansseni* (Koch, 1952), *O. javeti* (Haag-Rutenberg, 1871), *O. junodi* (Péringuey, 1899), *O. kulzeri* (Koch, 1952), *O. lacustris* (Koch, 1952), *O. laevigatus* (Olivier, 1795), *O. lanceolatus* (Koch, 1953), *O. licitus* (Péringuey, 1899), *O. luctuosus* (Haag-Rutenberg, 1871), *O. luxuosus* (Koch, 1952), *O. maputoensis* (Koch, 1952), *O. marginicollis* (Koch, 1952), *O. martinsi* (Koch, 1952), *O. melleus* (Koch, 1952), *O. mendicus estermanni* (Koch, 1952), *O. mendicus mendicus* (Péringuey, 1899), *O. miles* (Péringuey, 1908), *O. mimeticus* (Koch, 1952), *O. misolampoides* (Fairmaire, 1888), *O. mixtus* (Haag-Rutenberg, 1871), *O. monacha* (Koch, 1952), *O. montanus* (Koch, 1952), *O. mozambicus* (Koch, 1952), *O. muliebris curtus* (Koch, 1952), *O. muliebris muliebris* (Koch, 1952), *O. muliebris silvestris* (Koch, 1952), *O. nervosus* (Haag-Rutenberg, 1871), *O. notatum* (Thunberg, 1787), *O. notaticollis* (Koch, 1952), *O. odorans* (Koch, 1952), *O. opacus* (Solier, 1843), *O. osbecki* (Billberg, 1815), *O. overlaeti* (Koch, 1952), *O. ovulus* (Haag-Rutenberg, 1871), *O. pachysoma ornata* (Koch, 1952), *O. pachysoma pachysoma* (Péringuey, 1892), *O. papillosus* (Koch, 1952), *O. pedator* (Fairmaire, 1888), *O. perlucidus* (Koch, 1952), *O. planus* (Koch, 1952), *O. pretorianus* (Koch, 1952), *O. procursus* (Péringuey, 1899), *O. protectus* (Koch, 1952), *O. punctatissimus* (Koch, 1952), *O. puncticollis* (Koch, 1952), *O. punctipennis planisculptus* (Koch, 1952), *O. punctipennis punctipennis* (Harold, 1878), *O. punctipleura* (Koch, 1952), *O. rhodesianus* (Koch, 1952), *O. roriferus* (Koch, 1952), *O. rufipes* (Harold, 1878), *O. saltuarius* (Koch, 1952), *O. scabricollis* (Gerstaecker, 1854), *O. scopulipes* (Koch, 1952), *O. scrobicollis grigua* (Koch, 1952), *O. scrobicollis simulans* (Koch, 1952), *O. seminasus* (Koch, 1952), *O. semiscabrum* (Haag-Rutenberg, 1871), *O. sericicollis* (Koch, 1952), *O. similis* (Péringuey, 1899), *O. sjoestedti* (Gebien, 1910), *O. spatulipes* (Koch, 1952), *O. specularis* (Péringuey, 1899), *O. spinigerus* (Koch, 1952), *O. stevensoni* (Koch, 1952), *O. tarsocnoides* (Koch, 1952), *O. temulentus* (Koch, 1952), *O. tenebrosus melanarius* (Haag-Rutenberg, 1871), *O. tenebrosus tenebrosus* (Erichson, 1843), *O. tibialis* (Haag-Rutenberg, 1871), *O. torosus* (Koch, 1952), *O. transversicollis* (Haag-Rutenberg, 1879), *O. tumidus* (Haag-Rutenberg, 1871), *O. umvumanus* (Koch, 1952), *O. vagus* (Péringuey, 1899), *O. vaticinus* (Péringuey, 1899), *O. verecundus* (Péringuey, 1899), *O. vetustus* (Koch, 1952), *O. vexator* (Péringuey, 1899), *O. virago* (Koch, 1952), *O. warmeloi* (Koch, 1953), *O. zanzibaricus* (Haag-Rutenberg, 1875), *Psammophanes antinorii* (Gridelli, 1939), and *P. mirei* (Pierre, 1979).

The type species [placed in square brackets] of the following genus-group taxa are designated for the first time, *Ocnodes* Fähræus, 1870 [*Ocnodes scrobicollis* Fähræus, 1870], *Psammodophysis* Péringuey, 1899 [*Psammodophysis probes* Péringuey, 1899], and *Trachynotidus* Péringuey, 1899 [*Psammodes thoreyi* Haag-Rutenberg, 1871].

A lectotype is designated for *Histrionotus omercooperi* Koch, 1955 in order to fix its taxonomic status. *Ulamus* Kamiński is introduced here as a replacement name for *Echinotus* Marwick, 1935 [**Type species.** *Avicula echinata* Smith, 1817] (Mollusca: Pteriidae) to avoid homonymy with *Echinotus* Solier, 1843 (Coleoptera: Tenebrionidae).

**Keywords**

Africa, distribution, Molurini, new synonyms, new combinations, nomen novum, nomenclature, type species

**Table of contents**


Introduction.....	5
Materials and methods .....	8
Nomenclatural data.....	8
Distribution data.....	10
Results and remarks.....	11
Catalogue of the Sepidiini (Tenebrionidae: Pimeliinae) of the world.....	12
Tribe Sepidiini Eschscholtz, 1829 .....	12
Subtribe Hypomelina Koch, 1955.....	13
Genus <i>Argentocrinis</i> Louw, 1979.....	13
Genus <i>Bombocnodulus</i> Koch, 1955.....	14
Genus <i>Brinckia</i> Koch, 1962b .....	15
Genus <i>Hypomelus</i> Solier, 1843 .....	16
Genus <i>Iugidorsum</i> Louw, 1979.....	17
Genus <i>Sulcipectus</i> Louw, 1979 .....	17
Genus <i>Trachynotidus</i> Péringuey, 1899.....	18
Genus <i>Triangulipenna</i> Louw, 1979 .....	19
Genus <i>Uniungulum</i> Koch, 1962b.....	19
Subtribe Molurina Solier, 1843.....	19
Genus <i>Amiantus</i> Fåhraeus, 1870 .....	19
Genus <i>Arturium</i> Koch, 1951.....	20
Genus <i>Brachyphrynus</i> Fairmaire, 1882a .....	21
Genus <i>Dichtha</i> Haag-Rutenberg, 1871a.....	22
Genus <i>Distretus</i> Haag-Rutenberg, 1871a.....	23
Subgenus <i>Distretus</i> Haag-Rutenberg, 1871a.....	23
Subgenus <i>Perdistretus</i> Koch, 1953b.....	23
Genus <i>Euphrynus</i> Fairmaire, 1897.....	24
Genus <i>Glyptophrynus</i> Fairmaire, 1899b .....	25
Genus <i>Melanolophus</i> Fairmaire, 1882a .....	25
Genus <i>Moluris</i> Latreille, 1802 .....	26
Genus <i>Phrynocolus</i> Lacordaire, 1859 .....	27
Subgenus <i>Phrynocolopsis</i> Koch, 1951 .....	28
Subgenus <i>Phrynocolus</i> Lacordaire, 1859.....	28
Subgenus <i>Spinophrynus</i> Koch, 1951 .....	29
Genus <i>Phrynophanes</i> Koch, 1951.....	29
Genus <i>Physophrynus</i> Fairmaire, 1882b.....	30
Genus <i>Psammodes</i> Kirby, 1819.....	30

Genus <i>Psammophanes</i> Lesne, 1922 .....	42
Subgenus <i>Psammolophus</i> Koch, 1953a.....	42
Subgenus <i>Psammophanes</i> Lesne, 1922 .....	42
Subgenus <i>Psammophrynopsis</i> Koch, 1953a.....	45
Subgenus <i>Psammophrynus</i> Koch, 1953a.....	45
Subgenus <i>Psammostretus</i> Koch, 1953a.....	46
Subgenus <i>Psammotyriopsis</i> Koch, 1953a .....	46
Subgenus <i>Somalarabes</i> Koch, 1953a .....	47
Genus <i>Psammotyria</i> Koch, 1953a .....	47
Subtribe Oxurina Koch, 1955 .....	48
Genus <i>Decoriplus</i> Louw, 1979.....	48
Genus <i>Miripronotum</i> Louw, 1979 .....	49
Genus <i>Namibomodes</i> Koch, 1952.....	49
Genus <i>Oxura</i> Kirby, 1819 .....	49
Genus <i>Palpomodes</i> Koch, 1952.....	50
Subgenus <i>Palpomodes</i> Koch, 1952.....	50
Subgenus <i>Pygmaeodes</i> Koch, 1952.....	50
Genus <i>Pterostichula</i> Koch, 1952 .....	51
Subgenus <i>Pterostichula</i> Koch, 1952 .....	51
Subgenus <i>Ripicolodes</i> Koch, 1952.....	52
Genus <i>Stenethmus</i> Gebien, 1937b .....	52
Genus <i>Synhimba</i> Koch, 1952 .....	53
Subtribe Phanerotomeina Koch, 1958 .....	53
Genus <i>Huilamus</i> Koch, 1953b .....	54
Genus <i>Ocnodes</i> Fähræus, 1870 .....	54
Subgenus <i>Chiliarchum</i> Koch, 1954b .....	54
Subgenus <i>Ocnodes</i> Fähræus, 1870.....	55
Genus <i>Psammoryssus</i> Kolbe, 1886.....	64
Genus <i>Stridulomus</i> Koch, 1955 .....	64
Genus <i>Tarsocnodes</i> Gebien, 1920 .....	65
Subtribe Sepidiina Eschscholtz, 1829 .....	67
Genus <i>Dimoniacis</i> Koch, 1958 .....	67
Genus <i>Echinotus</i> Solier, 1843 .....	67
Genus <i>Peringueyia</i> Koch, 1958.....	68
Genus <i>Sepidiopsis</i> Gestro, 1892 .....	68
Genus <i>Sepidiostenus</i> Fairmaire, 1884 .....	68
Genus <i>Sepidium</i> Fabricius, 1775 .....	69
Genus <i>Vieta</i> Laporte, 1840.....	73
Genus <i>Vietomorpha</i> Fairmaire, 1887 .....	76
Subtribe Trachynotina Koch, 1955 .....	77
Genus <i>Cyrtoderes</i> Dejean, 1834 .....	77

Genus <i>Epairopsis</i> Koch, 1955 .....	77
Genus <i>Ethmus</i> Haag-Rutenberg-Rutenberg, 1873 .....	78
Subgenus <i>Ethmomerus</i> Koch, 1954b .....	78
Subgenus <i>Ethmophobes</i> Koch, 1954b .....	78
Subgenus <i>Ethmus</i> Haag-Rutenberg, 1873 .....	79
Genus <i>Histrionotus</i> Koch, 1955 .....	80
Genus <i>Microphligra</i> Koch, 1955 .....	81
Genus <i>Ossiporis</i> Pascoe, 1866 .....	81
Genus <i>Oxycerus</i> Koch, 1955:46 .....	82
Genus <i>Somaticus</i> Hope, 1840 .....	82
Subgenus <i>Acromaticus</i> Koch, 1955 .....	82
Subgenus <i>Bechuanitis</i> Koch, 1955 .....	84
Subgenus <i>Ceromelaephus</i> Koch, 1955 .....	84
Subgenus <i>Clinocranion</i> Solier, 1843 .....	85
Subgenus <i>Diacis</i> Koch, 1955 .....	86
Subgenus <i>Somaticus</i> Hope, 1840 .....	86
Subgenus <i>Tracheloem</i> Hope, 1840 .....	87
Subgenus <i>Trachyderes</i> Koch, 1955 .....	89
Subgenus <i>Trichotrachys</i> Koch, 1955 .....	90
Subgenus <i>Trichotrichus</i> Koch, 1955 .....	92
Subgenus <i>Tropitrachys</i> Koch, 1955 .....	92
Genus <i>Trachynotus</i> Latreille, 1828 .....	93
Genus <i>Trichethmus</i> Gebien, 1937b .....	94
Acknowledgements .....	94
References .....	94
Index of species-group names .....	107

## Introduction

The Sepidiini Eschscholtz, 1829 are a diverse tribe of ground-dwelling darkling beetles (Tenebrionidae) of the subfamily Pimeliinae Latreille, 1802 (Figs 1–45). The tribe is widely distributed throughout the Afrotropical Realm, with several species reaching the southern part of the Western Palaearctic (Koch 1955). Some Sepidiini (mainly *Ocnodes* Fåhraeus, 1870 and *Psammodes* Kirby, 1819) are commonly known for their tapping behaviour (sexual communication), which accounts for their vernacular name, the “toktokkies” (Lighton 1987, Matthews et al. 2010). The group also includes many large and/or morphologically remarkable species, e.g., *Stridulomus sulcicollis* (Péringuey, 1885), the largest (~ 80.0 mm) currently known tenebrionid species (Koch 1955, Matthews et al. 2010).



**Figures 1–45.** Morphology of representative species of the different subtribes of Sepidiini 1 *Arturium dallastai* (Molurina) 2 *Psammophanes jockli* (Molurina) 3 *Phrynocolus dentatus* (Molurina) 4 *Euphrynus sexdentatus* (Molurina) 5 *Psammophanes raffrayi* (Molurina) 6 *Distretus mormocyle* (Molurina) 7 *Psammophanes pocillator* (Molurina) 8 *Euphrynus sexdentatus* (Molurina) 9 *Moluris nitida* (Molurina) 10 *Dichtha inflata* (Molurina) 11 *Psammorhyssus titanus* (Phanerotomeina) 12 *Dichtha cubica* (Molurina) 13 *Brachyphrynus petrosus* (Molurina) 14 *Echinotus spinicollis* (Sepidiina) 15 *Psammodes attenuata* (Phanerotomeina) 16 *Vieta muscosa* (Sepidiina) 17 *Sepidium bidentatum* (Sepidiina) 18 *Psammodes ponderosus* (Phanerotomeina)



From the morphological perspective, Sepidiini are defined by the following combination of characters (Koch 1955):

- (i) cardo and stipes of maxillae and prelabium not covered by mentum (Fig. 46),
- (ii) anterior margin of postgenae with a maxillary ridge or emargination (Fig. 46),
- (iii) antennae with eleven segments (Fig. 47),
- (iv) mesocoxae, in vast majority of cases, with visible trochantin (reduced in Sepidiina and a few Molurina Solier, 1843) (Fig. 48),
- (v) large scutellum, extending across entire width of mesothoracic peduncle (Fig. 49), and
- (vi) elytral base without vertical articulation face (the pronotum consequently freely movable on scutellum). Doyen (1994) also noted that in many Sepidiini the abdominal-sternal interlocking mechanism is different from all other Pimeliinae with the epipleural edge of the elytron overlapping the expanded sternite edge, rather than dovetailing into a groove.

The last comprehensive checklist of the species currently classified within Sepidiini was published by Gebien (1937a). At that time, 581 species were listed and divided over two separate tribes, Molurini and Sepidiini. No subtribal classification was proposed. After Gebien's catalogue (1937a) more than 50 contributions were published on the taxonomy, nomenclature, and classification of today's Sepidiini (see references). This includes descriptions of more than 400 species, reinterpretation of extremely diverse genera (e.g., *Ocnodes*, *Psammodes*, *Somaticus* Hope, 1840), fusion of the former tribes Molurini and Sepidiini (see Koch 1955, Doyen 1994), and finally, designation of the six currently recognised subtribes (see Bouchard et al. 2005, 2011).

From the strictly formal point of view, the validity of many names introduced after 1937 remained questionable (e.g., *Histrionotus omercooperi* Koch, 1955), since their unusual "descriptions" were incorporated in remarks concerning other taxa. Furthermore, the taxonomic affiliation of many genera and species is uncertain because of ambiguous remarks made by the contributors, see notes in the catalogue below.

The main aim of this work is to synthesise available nomenclatural, taxonomic, and distributional information concerning Sepidiini.

**19** *Sepidium cristatum* (Sepidiina) **20** *Ocnodes scabricollis* (Phanerotomeina) **21** *Sepidium hystrix* (Sepidiina) **22** *Vieta spiculosa* (Sepidiina) **23** *Amiantus picteti* (Molurina) **24** *Sepidiostenus compressus* (Sepidiina) **25** *Psammodes vialis* (Phanerotomeina) **26** *Dimoniacis jacksoni* (Sepidiina) **27** *Physophrynus baroldi* (Molurina) **28** *Tarsocnodes molossa* (Phanerotomeina) **29** *Tarsocnodes nielseni* (Phanerotomeina) **30** *Physophrynus bredoi* (Molurina) **31** *Psammodes fartus* (Phanerotomeina) **32** *Vietomorpha foveipennis* (Sepidiina) **33** *Ocnodes* sp. (Phanerotomeina) **34** *Physophrynus burdoi* (Molurina) **35** *Oxura setosa* (Oxurina) **36** *Ocnodes* sp. (Phanerotomeina) **37** *Somaticus aeneus* (Trachynotina) **38** *Trachynotus omercooperi* (Trachynotina) **39** *Ocnodes procrustes* (Phanerotomeina) **40** *Peringueyia dispar* (Sepidiina) **41** *Amiantus gibbosus* (Molurina) **42** *Sepidium crassicaudatum* (Sepidiina) **43** *Sepidiostenus ruspolii* (Sepidiina) **44** *Psammophanes* sp. (Molurina) **45** *Ocnodes guerini* (Phanerotomeina).

## Materials and methods

### Nomenclatural data

All nomenclaturally available family-, genus-, and species-group names are included. The author, year, and page of the original description are provided for each scientific name. The type genus for each family-group name and the type species and type fixation for each genus-group name are included. Type species fixed by original designation were only accepted when an explicit statement (e.g., “**Type species.**”) was used in the original publication (see ICZN 1999, Articles 67.5, 68.2). The reference in which a given generic or specific name is first placed in synonymy with the current valid name is listed [e.g., “syn. by Penrith (1986: 11)”]. For every species-group name which was subsequently transferred to another genus, the original genus-group name is provided. The author which transferred a particular species-group name to a currently accepted subgenus is listed in square parentheses (e.g., *vagecostatus* (Fairmaire, 1882b) *Psammodes* [Koch 1953a] listed under *Psammophanes* (*Psammophanes*)): in this example, Koch (1953a) was the one to include this species under the subgenus *Psammophanes*. The subtribal classification follows Bouchard et al. (2011).

Type deposition data and the status of the name bearing types was primarily taken from the original publications. However, when authors provided the name of the entomological collection for the type deposition without referring to any public institutions the following publications were used in order to locate those collections:

**Allard, Bates, Crotch, DeGeer, Desbrochers des Loges, Dohrn, Dupont, Gory, Hope, Klug, Pallas, Pascoe, Sahlberg, and Westwood collections** – Bousquet (2016)

**Banks collection** – Chambers (2000)

**Fabricius collection** – Zimsen (1964), Copenhagen Museum (2019)

**Gestro collection** – Conci and Poggi (1996)

**Haag-Rutenberg collection** – Scherer (1992), Bousquet (2016)

**Kocher collection** – Bezděk and Regalin (2015)

**Kolbe collection** – Ohl (2012)

**Spinola collection** – Ekis (1975), Generani and Scaramozzino (2000), and Bousquet (2016)

Type deposition information provided in this catalogue was verified against the databases originating from the Basel (Kulzer 1963), British, Brussels, Budapest (Merkl et al. 2015), Cape, Ditsong, Tervuren, Warsaw, and Windhoek (Irish 1985) museums.

The following format for deposition information was used throughout the catalogue:

**Agricultural Institute  
Barcelona Museum**

Agricultural Institute in Pretoria, Pretoria, South Africa  
Museu de Ciències Naturals de Barcelona, Barcelona, Spain

<b>Basel Museum</b>	Naturhistorisches Museum Basel, Basel, Switzerland
<b>Berlin Museum</b>	Museum für Naturkunde, Berlin, Germany
<b>Bloemfontein Museum</b>	Bloemfontein National Museum, Bloemfontein, South Africa
<b>Bologna Museum</b>	Bologna Zoological Museum, Bologna, Italy
<b>Bremen Museum</b>	Übersee Museum, Bremen, Germany
<b>British Museum</b>	The Natural History Museum, London, United Kingdom
<b>Brussels Museum</b>	Muséum des sciences naturelles de Belgique, Brussels, Belgium
<b>Budapest Museum</b>	Magyar Természettudományi Múzeum, Budapest, Hungary
<b>California Academy</b>	Museum of the California Academy of Sciences, San Francisco, USA
<b>Cambridge Museum</b>	Harvard Museum of Natural History, Cambridge, USA
<b>Cape Museum</b>	Iziko South African Museum, Cape Town, South Africa
<b>Companhia Diamantes</b>	Companhia de Diamantes de Angola, Luanda, Angola
<b>Copenhagen Museum</b>	Statens Naturhistoriske Museum, University of Copenhagen, Copenhagen, Denmark
<b>Cornell University</b>	Cornell University, Ithaca, USA
<b>Ditsong Museum</b>	Ditsong National Museum of Natural History, Pretoria, South Africa
<b>Dundo Museum</b>	Dundo Museum, Dundo, Angola
<b>Durban Museum</b>	Durban Natural Science Museum, Durban, South Africa
<b>Florence Museum</b>	Museo di Storia Naturale di Firenze, Florence, Italy
<b>Frankfurt Museum</b>	Naturmuseum Senckenberg, Frankfurt, Germany
<b>Geneva Museum</b>	Muséum d'Histoire Naturelle, Geneva, Switzerland
<b>Genoa Museum</b>	Civic Museum of Natural History Giacomo Doria, Genoa, Italy
<b>Glasgow Museum</b>	Hunterian Zoology Museum, Glasgow, Scotland
<b>Hamburg University</b>	Universität Hamburg, Hamburg, Germany
<b>Humboldt University</b>	Humboldt-Universität, Berlin, Germany
<b>Kenya Museum</b>	National Museums of Kenya, Nairobi, Kenya
<b>Kiel Museum</b>	Zoologischen Museum Kiel, Kiel, Germany
<b>Leiden Museum</b>	Naturalis Museum, Leiden, Holland
<b>Lund University</b>	Zoological Museum, Lund University, Lund, Sweden
<b>Madrid Museum</b>	Museo Nacional de Ciencias Naturales, Madrid, Spain
<b>Maputo Museum</b>	Centro de Investigação Científica Algodoeira, Maputo, Mozambique
<b>Marseille Museum</b>	Muséum d'histoire naturelle de Marseille, Marseille, France

<b>McGregor Museum</b>	McGregor Museum, Kimberley, South Africa
<b>Milan Museum</b>	Museo Civico di Storia Naturale, Milano, Italy
<b>Monaco Museum</b>	Nouveau Musée National de Monaco, Monaco, Monaco
<b>Munich Museum</b>	Bayerisches Nationalmuseum, Munich, Germany
<b>Museo Civico Filangieri</b>	Museo Civico Filangieri, Naples, Italy
<b>National Congo</b>	Institute of the National Parks of Belgian Congo (temporarily preserved in Tervuren Museum)
<b>Naturhistoriska riksmuseet</b>	Naturhistoriska riksmuseet, Stockholm, Sweden
<b>New York Museum</b>	American Museum New York, New York, USA
<b>Ohio State</b>	Ohio State University, Columbus, USA
<b>Oxford University</b>	Oxford University Museum of Natural History, Oxford, United Kingdom
<b>Paris Museum</b>	Muséum National d'Histoire Naturelle, Paris, France
<b>Prague Museum</b>	Národní muzeum, Prague, Czech Republic
<b>Pretoria University</b>	University of Pretoria, Pretoria, South Africa
<b>Rabat Institute</b>	d'Entomologie de l'Institut Scientifique Chérifien, Rabat, Morocco
<b>Rhodes University</b>	Rhodes University, Grahamstown, South Africa
<b>Rhodesia Museum</b>	National Museum of Southern Rhodesia, Bulawayo, Zimbabwe
<b>South African National Collection</b>	South African National Collection of Insects, Pretoria, South Africa
<b>Stellenbosch University</b>	Stellenbosch University, Stellenbosch, South Africa
<b>Stuttgart Museum</b>	Staatliches Museum für Naturkunde Stuttgart, Stuttgart, Germany
<b>Tervuren Museum</b>	Musée royal de l'Afrique centrale, Tervuren, Belgium
<b>Torino Museum</b>	Museo Regionale di Scienze Naturali di Torino, Turin, Italy
<b>Trieste Museum</b>	Museo Civico di Storia Naturale, Trieste, Italy
<b>Uppsala University</b>	Uppsala universitet Evolutionsmuseet, Uppsala, Sweden
<b>Vienna Museum</b>	Naturhistorisches Museum Wien, Wien, Austria
<b>Warsaw Museum</b>	Muzeum i Instytut Zoologii, Polska Akademia Nauk, Warsaw, Poland
<b>Windhoek Museum</b>	National Museum of Namibia, Windhoek, Namibia

### Distribution data

The distribution of all subtribes was illustrated using Quantum GIS (QGIS) v. 2.4. All vector layers were downloaded from the Natural Earth webpage (<http://www.natu->

ralearthdata.com). The list of localities was built by consulting available literature and is available as an Suppl. material to this publication (Suppl. material 1). Because of the uncertain status of most of the listed species, and extreme difficulties with identification of the majority of Sepidiini representatives, only records acquired from original species descriptions or revisionary papers were included. Geographic data with low degrees of accuracy (e.g., countries or states) were not georeferenced, and therefore are absent on the maps and distributional sections of particular subtribes.

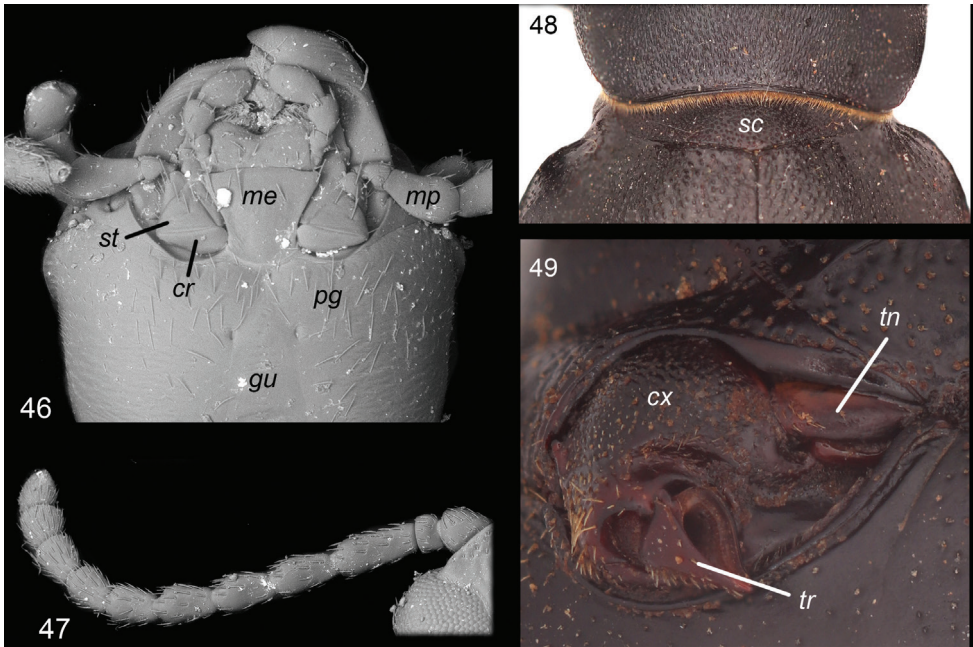
## Results and remarks

A total of 1009 valid species and subspecies divided over 55 genera (33 subgenera) and six subtribes is listed in this catalogue. The subtribe Molurina is the most diverse with 382 valid species-group taxa, followed by the Trachynotina (218), Phanerotomeina (177), Sepidiina (124), Oxurina (63), and Hypomelina (45). In most cases, the species and subspecies diversity is not equally divided over the available genera (Fig. 50). This is most evident in the case of Phanerotomeina, where a single genus, *Ocnodes*, groups over 83% of currently accepted species and subspecies. A similar trend is seen in Molurina and Trachynotina, while in Sepidiina over 80% of known species and subspecies diversity is divided between *Sepidium* Fabricius, 1775 and *Vieta* Hope, 1840 (Fig. 50). This tendency was not reported for the most recently revised subtribes (Louw 1979, Penrith 1986), i.e., Hypomelina and Oxurina. In total, 11 monotypic genera are listed.

Although this publication focuses on the nomenclature and classification of Sepidiini, the examined references enabled to reveal the most urgent taxonomic problems within the tribe. According to Penrith (1986, 1987), the status of the majority of currently recognised subtribes should be tested. This strictly relies on the verification of monophyly of the most speciose genera, such as *Ocnodes* and *Psammodes*. The taxonomic history of these taxa is complex (see catalogue below), resulting in taxonomic ambiguities at the higher classification levels. The other urgent taxonomic problem within Sepidiini concerns the verification of the status of many genera of Molurina. The available contributions to the taxonomy of molurines presented in several different publications (e.g., Gebien 1910a, Wilke 1921, Koch 1951, 1952, 1953b, 1954a, 1956, 1960, 1962a). The lack of a comprehensive revisions may cause taxonomic inflation, especially when alphataxonomic contributions prevail. Future efforts concerning Sepidiini should include phylogenetic and revisionary studies.

A database containing 2523 distributional records (857 not georeferenced) was created during this study (Fig. 51, Suppl. material 1). It needs to be highlighted that this list exclusively concerns loci typici and taxonomically revised data (acquired from generic revisions). However, because most Sepidiini species are known only from the type series, some basic remarks concerning distributional patterns of this tribe might be made.

According to the acquired data, Sepidiini are widely distributed throughout the Afrotropical Realm, except its northwestern parts (Fig. 51). Only Sepidiina has a distri-



**Figures 46–49.** Characters proposed to define Sepidiini. **46** Ventral portion of head (*Dichtha inflata*) **47** 11-segmented antenna (*Ocnodes similis*) **48** connection of pronotum and elytra (*Ocnodes procrustes*) **49** mesocoxa (*Trachynotidus* sp.). Abbreviations: cr - cardo; cx - coxa; gu - gula; me - mentum; mp - maxillary palp; pg - postgena; sc - scutellum; st - stipes; tn - trochantin; tr - trochanter.

bution that extends into the Western Palearctic (mainly Mediterranean Basin). However, the majority of the species of this subtribe were described from Somalia. Within the remaining subtribes, the presence of only Molurina and Phanerotomeina was revealed north of the equator. The former seems to be especially speciose in the Horn of Africa. Furthermore, Molurina is the only subtribe within Sepidiini with Malagasy representatives. The distribution of Hypomelina, Oxurina, and Trachynotina is limited to the southern part of the African continent. The majority of the species representing the Hypomelina were described from the Namibian coast (Fig. 51).

## Catalogue of the Sepidiini (Tenebrionidae: Pimeliinae) of the world

### Tribe Sepidiini Eschscholtz, 1829: 4

**Type genus.** *Sepidium* Fabricius, 1775

**Subtribes included.** Hypomelina, Molurina, Oxurina, Phanerotomeina, Sepidiina, Trachynotina.

**Distribution.** Western Palearctic (mainly Mediterranean Basin) and Afrotropical Realm (with exception of western Africa) (Fig. 51).

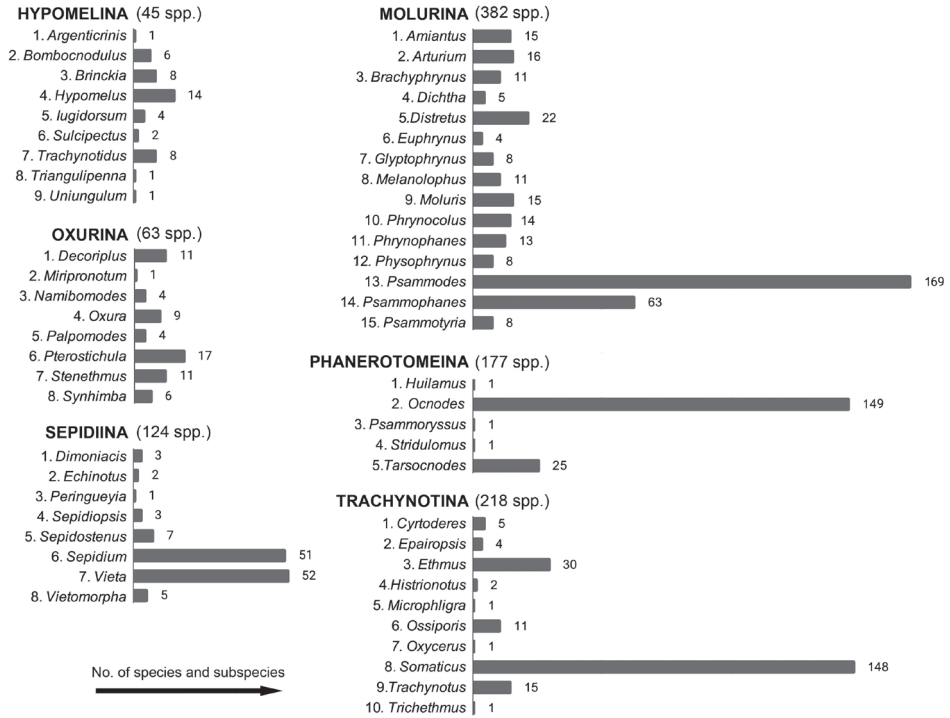


Figure 50. Summary of the generic and sub-/species diversity of the subtribes representing Sepidiini.

### Subtribe Hypomelina Koch, 1955: 36

**Type genus.** *Hypomelus* Solier, 1843

**Taxonomic diversity.** (9 gen., 45 spp.): *Argentocrinis* (1 sp.), *Bombocnodulus* (6), *Brinckia* (8), *Hypomelus* (14), *Iugidorsum* (4), *Sulcipectus* (2), *Trachynotidus* (8), *Triangulipenna* (1), *Uniungulum* (1).

**Distribution.** Southern part of the Afrotropical Realm. Majority of species were described from the Namibian coast. A single genus, *Bombocnodulus*, reaching north to Central Africa (Fig. 51).

### Genus *Argentocrinis* Louw, 1979: 100

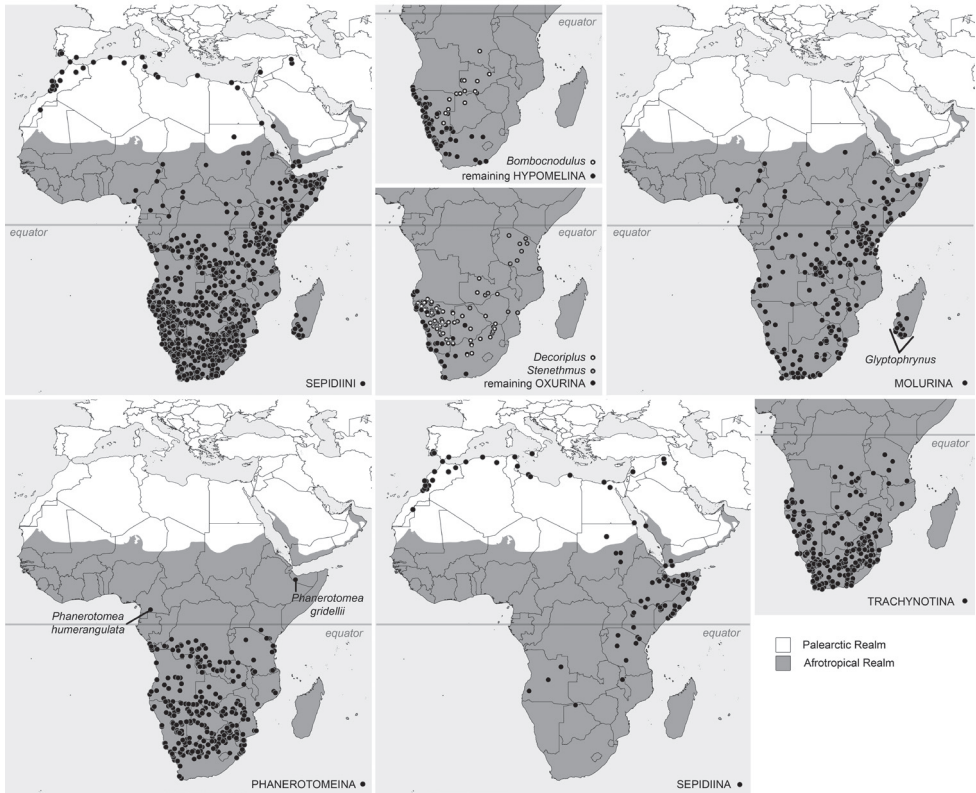
**Type species.** *Argentocrinis haackei* Louw, 1979 (by original designation); syn. of *Psammodes lossowi* Koch, 1952)

*lossowi* (Koch, 1952: 339) *Psammodes* [Louw, 1980: 216]

**Type data.** Holotype (Ditsong Museum)

= *Argentocrinis haackei* Louw, 1979: 101 [syn. by Louw (1980: 216)]

**Type data.** Holotype (Windhoek Museum) and paratypes (Ditsong Museum, Windhoek Museum)



**Figure 51.** Revealed distributional patterns of Sepidiini. Selected outstanding records for particular subtribes were highlighted. Images were generated based on 1,666 records acquired from descriptive and revisionary papers.

### Genus *Bombocnodulus* Koch, 1955: 36

**Type species.** *Psammodes crinicollis* Haag-Rutenberg, 1879 (by monotypy)

**Notes.** Although the description is unusual, it meets the criteria of Art. 11 and 13 ICZN (1999).

Genus originally described under *Phanerotomeina*, and subsequently transferred to *Hypomelina* by Louw (1979).

*crinicollis crinicollis* (Haag-Rutenberg, 1879: 293) *Psammodes* [Koch, 1955: 36]

**Type data.** Holotype (British Museum)

= *Psammodes inquinatus* Péringuey, 1899: 292 [syn. by Penrith (1986: 59)]

**Type data.** Holotype (Cape Museum)

*crinicollis fortuitus* (Péringuey, 1899: 292) *Psammodes* [Penrith, 1986: 61]

**Type data.** Syntypes (Cape Museum)



**Notes.** Penrith (1986) refers to a single specimen; however, the original description is based on more than one specimen. Péringuey (1899) does not designate a holotype in the text.

*dollmani* Penrith, 1986: 64

**Type data.** Holotype (British Museum) and paratype (Ditsong Museum)

*longantennatus* Penrith, 1986: 62

**Type data.** Holotype (Ditsong Museum) and paratype (Windhoek Museum)

*torridus* Penrith, 1986: 62

**Type data.** Holotype (British Museum) and paratypes (British Museum, Ditsong Museum)

*wittei* Penrith, 1986: 66

**Type data.** Holotype (Brussels Museum) and paratypes (Brussels Museum, Ditsong Museum)

### Genus *Brinckia* Koch, 1962b: 117

**Type species.** *Psammodes debilis* Péringuey, 1899 (by original designation)

*australis* Penrith, 1986: 81

**Type data.** Holotype (Ditsong Museum) and paratypes (Ditsong Museum, Windhoek Museum)

*debilis* (Péringuey, 1899: 277) *Psammodes* [Koch, 1962b: 121]

**Type data.** Lectotype, designated by Penrith (1986) (Cape Museum) and paralectotypes (Ditsong Museum)

*delicata* Penrith, 1986: 77

**Type data.** Holotype (Windhoek Museum) and paratypes (Ditsong Museum, Windhoek Museum)

*insularis* (Péringuey, 1908: 410) *Trachynotidus* [Koch, 1962b: 121]

**Type data.** Lectotype, designated by Penrith (1986) (Ditsong Museum) and paralectotype (Cape Museum)

*oblonga* (Thunberg, 1787: 37) *Sepidium* [Ferrer, 2009: 114]

**Type data.** Holotype (Uppsala University)

*oograbiensis* Koch, 1962b: 118

**Type data.** Holotype (Ditsong Museum) and paratype (Cape Museum)

*serratina* Koch, 1962b: 119

**Type data.** Holotype (Ditsong Museum) and paratypes (Basel Museum, Ditsong Museum)

*vaga* (Péringuey, 1908: 411) *Trachynotidus* [Koch, 1962b: 122]

**Type data.** Lectotype, designated by Penrith (1986) (Cape Museum) and paralectotypes (Ditsong Museum, Windhoek Museum)

## Genus *Hypomelus* Solier, 1843: 93

**Type species.** *Hypomelus bicolor* Solier, 1843 (by original designation); syn. of *Helops peronatus* Germar, 1823

**Notes.** Interpreted as a subgenus of *Psammodes* for a long time (e.g., Gebien 1937a) before being re-elevated to the generic level by Koch (1955).

The species composition mostly follows that in Gebien's catalogue (1937a).

*basalis* (Haag-Rutenberg, 1871a: 70, in key) *Psammodes* [Gebien, 1937a: 772]

**Type data.** Holotype (Munich Museum – Haag-Rutenberg coll.)

**Note.** A detailed morphological description was provided by Haag-Rutenberg (1871b: 93).

*inaequalis* Solier, 1843: 98

**Type data.** Holotype (Torino Museum – Spinola coll.)

= *Hypomelus flagrans* Péringuey, 1899: 273 [homonym of *Psammodes flagrans* Péringuey, 1899: 295 published on the same date; Gebien 1910b acted as First Reviser when he proposed the replacement name *Psammodes dentipennis* for the species *Hypomelus flagrans* Péringuey, 1899: 273]

= *Psammodes dentipennis* Gebien 1910b: 155, replacement name [syn. by Gebien (1937a: 772)]

**Type data.** Holotype (Cape Museum)

*interstitialis* (Haag-Rutenberg, 1871a: 70, in key) *Psammodes* [Gebien, 1937a: 772]

**Type data.** Holotype (Munich Museum – Haag-Rutenberg coll.)

**Note.** A detailed morphological description was provided by Haag-Rutenberg (1871b: 94).

*obliquatus* Solier, 1843: 97

**Type data.** Holotype (Geneva Museum – Gory collection)

= *Hypomelus sabulosus* Solier, 1843: 308 [syn. by Haag-Rutenberg (1871b: 97)]

**Type data.** Syntypes (Paris Museum)

*obliteratus* Solier, 1843: 96

**Type data.** Holotype (Geneva Museum – Gory collection)

*peringueyi* (Gebien 1910b: 158, replacement name) *Psammodes* [Gebien, 1937a: 772]

= *Hypomelus plausibilis* Péringuey, 1899: 295 [homonym of *Psammodes plausibilis* Péringuey, 1899: 271 published on the same date; Gebien 1910b acted as First Reviser when he proposed the replacement name *Psammodes peringueyi* for the species *Hypomelus plausibilis* Péringuey, 1899: 295]

**Type data.** Syntypes (Cape Museum)

*peronatus* (Germar, 1823: 149) *Helops* [Gebien, 1937a: 771]

**Type data.** Syntypes (Cape Museum, Paris Museum)

= *Oxura psammodioides* Guérin-Méneville, 1834: 20 [syn. by Haag-Rutenberg (1871b: 91)]

**Type data.** Syntypes (Paris Museum)

= *Hypomelus bicolor* Solier, 1843: 100 [syn. by Haag-Rutenberg (1871b: 91)]

**Type data.** Syntypes (Paris Museum)

*profugus* (Péringuey, 1899: 277) *Psammodes* [Koch 1955: caption to fig. 4]

**Type data.** Syntypes (Cape Museum)

*reflexicollis* (Haag-Rutenberg, 1871a: 70, in key) *Psammodes* [Gebien, 1937a: 772]

**Type data.** Holotype (Munich Museum – Haag-Rutenberg coll.)

**Notes.** A detailed morphological description was provided by Haag-Rutenberg (1871b: 97).

*reflexus* (Haag-Rutenberg, 1871a: 70, in key) *Psammodes* [Gebien, 1937a: 772]

**Type data.** Holotype (Munich Museum – Haag-Rutenberg coll.)

**Notes.** A detailed morphological description was provided by Haag-Rutenberg (1871b: 95).

*servus* Péringuey, 1899: 294

**Type data.** Syntypes (Cape Museum)

*setosocostatus* (Haag-Rutenberg, 1871a: 70, in key) *Psammodes* [Gebien, 1937a: 772]

**Type data.** Syntypes (Munich Museum – Haag-Rutenberg coll.)

**Notes.** A detailed morphological description was provided by Haag-Rutenberg (1871b: 99).

*villosocostatus* Solier, 1843: 98

**Type data.** Holotype (Torino Museum – Spinola coll.)

*vulpinus* (Haag-Rutenberg, 1873: 45, replacement name) *Psammodes* [Gebien, 1937a: 772]

= *Psammodes hirtipennis* Haag-Rutenberg, 1871b: 92 [junior primary homonym of *Psammodes hirtipennis* Haag-Rutenberg, 1871a: 105]

**Type data.** Holotype (Munich Museum)

### Genus *Iugidorsum* Louw, 1979: 102

**Type species.** *Iugidorsum cumstriis* Louw, 1979 (by original designation)

*cumstriis cumstriis* Louw, 1979: 106

**Type data.** Holotype (Windhoek Museum) and paratypes (Windhoek Museum and Ditsong Museum)

*cumstriis magnum* Louw, 1979: 106

**Type data.** Holotype (Ditsong Museum) and paratype (Windhoek Museum)

*cumstriis prominens* Louw, 1979: 106

**Type data.** Holotype and paratypes (Ditsong Museum)

*sinestriis* Louw, 1979: 107

**Type data.** Holotype and paratype (Windhoek Museum)

### Genus *Sulcipectus* Louw, 1979: 109

**Type species.** *Sulcipectus levis* Louw, 1979 (by original designation)

*cumcavus* Louw, 1979: 113

**Type data.** Holotype and paratypes (Windhoek Museum)  
*levis* Louw, 1979: 110

**Type data.** Holotype and paratypes (Windhoek Museum)

### Genus *Trachynotidus* Péringuey, 1899: 296

**Type species.** *Psammodes thoreyi* Haag-Rutenberg, 1871 (**here designated**)

Péringuey (1899) designated both *Clinocranion alstoni* Péringuey, 1885 and *Psammodes thoreyi* Haag-Rutenberg, 1871 as type species. According to the regulations of ICZN (1999) this cannot be treated as valid fixation of type species. Therefore, to provide nomenclatural stability *Psammodes thoreyi* Haag-Rutenberg, 1871 is hereby designated as a type species of the genus *Trachynotidus*.

**Notes.** In 1904, Péringuey described a new species named *damarinus* under “Gen. *Trachynotideus* Péring”. The spelling “*Trachynotideus*” was generally treated as an incorrect subsequent spelling of *Trachynotidus* by subsequent authors (e.g., Gebien 1910b, 1937a) and is not in prevailing usage. This view is also adopted here. Judging from the context, Péringuey (1904) did not intend to describe “*Trachynotideus*” as a new genus as he stated “genus ... nov” or “n. gen.” near the other newly introduced generic names, i.e., “DIESTESOMA, n. gen.”.

Koch (1955) provided a drawing of a species which he referred to as “*Trachynotidus XXI-lineatus*”. However, this description does not meet the criteria of Art. 13.1.1 of the ICZN (1999).

*alstoni* (Péringuey, 1885: 116) *Clinocranion* [Péringuey, 1899: 297]

**Type data.** Holotype (Cape Museum)

*angulicollis* (Haag-Rutenberg, 1871a: 69, in key) *Psammodes* [Péringuey, 1904: 234]

**Type data.** Holotype (Naturhistoriska riksmuseet)

**Notes.** A detailed morphological description was provided by Haag-Rutenberg (1871b: 88).

*cognatus* Péringuey, 1899: 297

**Type data.** Holotype (Cape Museum)

*cruentus* Péringuey, 1908: 411

**Type data.** Syntypes (Cape Museum)

*eximius* Péringuey, 1899: 298

**Type data.** Syntypes (British Museum, Cape Museum)

*gravis* (Gemminger 1870: 122, replacement name) *Psammodes* [Gebien, 1937a: 771]  
= *Hypomelus grandis* Solier, 1843: 101 [homonym of *Phanerotoma grande* Solier, 1843: 90 published on the same date; Gebien 1910b acted as First Reviser when he proposed the replacement name *Psammodes gravis* for the species *Hypomelus grandis* Solier, 1843: 101]

**Type data.** Holotype (Geneva Museum – Gory collection)

*rufozonatus* (Fairmaire, 1888a: 194) *Trachynotus* [Gebien, 1937a: 771]

**Type data.** Holotype (Paris Museum)

= *Trachynotidus manifestus* Péringuey, 1899: 297 [syn. by Péringuey (1904: 297)]

**Type data.** Syntypes (Cape Museum)

*thoreyi* (Haag-Rutenberg, 1871b: 104) *Psammodes* [Gebien, 1937a: 771]

**Type data.** Syntypes (Munich Museum – Haag-Rutenberg coll.)

### **Genus *Triangulipenna* Louw, 1979: 114**

**Type species.** *Triangulipenna lacuna* Louw, 1979 (by original designation)

*lacuna* Louw, 1979: 115

**Type data.** Holotype (Cape Museum) and paratypes (Cape Museum, Windhoek Museum)

### **Genus *Uniungulum* Koch, 1962b: 113**

**Type species.** *Uniungulum hoeschi* Koch, 1962 (by original designation)

*hoeschi* Koch, 1962b: 114

**Type data.** Holotype (Ditsong Museum) and paratypes (Budapest Museum, Ditsong Museum)

### **Subtribe *Molurina* Solier, 1843: 1**

**Type genus.** *Moluris* Latreille, 1802

**Taxonomic diversity.** (15 gen., 382 spp.): *Amiantus* (15 sp.), *Arturium* (16), *Brachyphrynus* (11), *Dichtha* (5), *Distretus* (22), *Euphrynus* (4), *Glyptophrynus* (8), *Melanolophus* (11), *Moluris* (15), *Phrynocolus* (14), *Phrynophanes* (13), *Physophrynus* (8), *Psammodes* (169), *Psammophanes* (63), *Psammotyria* (8).

**Distribution.** With exception of western Africa, widely distributed in the Afrotropical Realm. *Glyptophrynus* is the only Malagasy representative of the whole tribe (Fig. 51).

### **Genus *Amiantus* Fähræus, 1870: 279**

**Type species.** *Amiantus gibbosus* Fähræus, 1870 (by subsequent designation by Haag-Rutenberg (1871a: 45))

*browni* Haag-Rutenberg, 1871a: 47

**Type data.** Syntypes (British Museum, Munich Museum – Haag-Rutenberg coll.)

*connexus* Haag-Rutenberg, 1871a: 49

**Type data.** Syntypes (British Museum)

*costipennis* Kolbe, 1886: 292

**Type data.** Holotype (Berlin Museum)

*decemcostatus* (Gebien, 1910a: 156) *Phrynocolus* [Gebien 1937a: 757]

**Type data.** Holotype (Hamburg University)

*gibbosus* Fåhraeus, 1870: 280

**Type data.** Syntypes (Naturhistoriska riksmuseet)

*globulipennis* Péringuey, 1896: 167

**Type data.** Holotype (Cape Museum)

= *Amiantus multicostratus* Fairmaire, 1899a: 181 [syn. by Gebien (1937a: 757)]

**Type data.** Syntypes (Basel Museum, Paris Museum)

*lobicollis* Kolbe, 1886: 291

**Type data.** Holotype (Berlin Museum)

*mechowi* (Quedenfeldt, 1885: 6) *Distretus* [Gebien 1910b: 152]

**Type data.** Syntypes (Berlin Museum)

*octocostatus* Péringuey, 1896: 167

**Type data.** Holotype (Cape Museum)

*octocristatus* Fairmaire, 1899: 181

**Type data.** Holotype (Paris Museum)

*opacus* Haag-Rutenberg, 1871a: 49

**Type data.** Syntypes (British Museum, Munich Museum – Haag-Rutenberg coll.)

*pusillus* Péringuey, 1904: 235

**Type data.** Syntypes (Cape Museum)

*rusticus* Fåhraeus, 1870: 280

**Type data.** Syntypes (Naturhistoriska riksmuseet)

*scrobipennis* Haag-Rutenberg, 1875: 68

**Type data.** Syntypes (British Museum, Munich Museum – Haag-Rutenberg coll.)

*undosus* Distant, 1892: 199

**Type data.** Holotype (Ditsong Museum)

## Genus *Arturium* Koch, 1951: 83

**Type species.** *Melanolophus ater* Waterhouse, 1885 (by original designation)

*absciri* Koch, 1959: 7

**Type data.** Holotype (Munich Museum)

*ater* (Waterhouse, 1885: 234) *Melanolophus* [Koch, 1951: 83]

**Type data.** Syntypes (British Museum)

**Notes.** Wilke (1921) suggested synonymy between *Melanolophus ater* Waterhouse, 1885 and *M. tenuecostatus* Gebien, 1910. However, this view was not accepted by Gebien (1937b, 1938) or subsequent authors (e.g., Koch (1951)).

*auriculatus* (Gebien, 1910a: 155) *Phrynocolus* [Koch, 1951: 83]

- Type data.** Holotype (Basel Museum)  
*benanum* (Wilke, 1921: 167) *Phrynocolus* [Koch, 1951: 83]  
**Type data.** Holotype (Basel Museum)  
*crispatus* (Fairmaire, 1887: 184) *Phrynocolus* [Koch, 1951: 83]  
**Type data.** Syntypes (Paris Museum)  
= *Phrynocolus undatocostatus* Kolbe, 1891: 30 [syn. by Wilke (1921: 172)]  
**Type data.** Holotype (Berlin Museum)  
*dallastai* Ardoin, 1977: 811  
**Type data.** Holotype and paratype (Tervuren Museum)  
*fomicum* (Wilke, 1921: 167) *Phrynocolus* [Koch, 1951: 83]  
**Type data.** Holotype (Berlin Museum)  
*fulleborni* (Wilke, 1921: 167) *Phrynocolus* [Koch, 1951: 83]  
**Type data.** Holotype (Berlin Museum)  
*gebieni* (Wilke, 1921: 168) *Phrynocolus* [Koch, 1951: 83]  
**Type data.** Holotype (Basel Museum)  
*glauningi* (Wilke, 1921: 167) *Phrynocolus* [Koch, 1951: 83]  
**Type data.** Holotype (Berlin Museum)  
*methneri* (Wilke, 1921: 166) *Phrynocolus* [Koch, 1951: 83]  
**Type data.** Holotype (Basel Museum)  
*parvulus* (Gestro, 1895: 132) *Phrynocolus* [Koch, 1951: 83]  
**Type data.** Holotype (Genoa Museum)  
*pretiosum* (Wilke, 1921: 167) *Phrynocolus* [Koch, 1951: 83]  
**Type data.** Holotype (Basel Museum)  
*tenuecostatus* (Gebien, 1910a: 155) *Phrynocolus* [Koch, 1951: 83]  
**Type data.** Syntypes (Basel Museum, Berlin Museum)  
*undaticostis* (Fairmaire, 1887: 183) *Phrynocolus* [Koch, 1951: 83]  
**Type data.** Holotype (Paris Museum)  
*wembericum* (Wilke, 1921: 168) *Phrynocolus* [Koch, 1951: 83]  
**Type data.** Holotype (Berlin Museum)

### Genus *Brachyphrynus* Fairmaire, 1882a: 71

**Type species.** *Brachyphrynus spissicornis* Fairmaire, 1882 (by monotypy)

*abyssinicus abyssinicus* (Haag-Rutenberg, 1871a: 39) *Phrynocolus* [Koch, 1951: 85]

**Type data.** Syntypes (Basel Museum, British Museum)

**Notes.** Treated as a synonym of *Psammophanes catenatus* (Reiche, 1850) by Koch (1953a). However, this interpretation was not adopted by the subsequent authors (Kaszab 1963).

*abyssinicus breuningi* Kaszab, 1963: 348

- Type data.** Holotype (Tervuren Museum) and paratypes (Budapest Museum, Tervuren Museum)  
*gallanus* (Wilke, 1921: 163) *Phrynocolus* [Koch, 1951: 85]  
**Type data.** Holotype (Berlin Museum)  
*kuntzeni* (Wikle, 1921: 163) *Phrynocolus* [Koch, 1951: 85]  
**Type data.** Syntypes (Basel Museum)  
*petrosus erlangeri* (Wilke, 1921: 164) *Phrynocolus* [Koch, 1951: 85]  
**Type data.** Syntypes (Basel Museum)  
*petrosus petrosus* (Gerstaecker, 1871: 59) *Phrynocolus* [Koch, 1951: 85]  
**Type data.** Holotype (Berlin Museum)  
= *Phrynocolus ikutanus* Fairmaire, 1897: 113 [syn. by Wilke (1921: 171)]  
**Type data.** Syntypes (Paris Museum)  
*placidus* (Kolbe, 1885: 112) *Phrynocolus* [Koch, 1951: 85]  
**Type data.** Holotype (Geneva Museum)  
*somalicus* (Wilke, 1921: 164) *Phrynocolus* [Koch, 1951: 85]  
**Type data.** Syntypes (Basel Museum)  
*spissicornis* Fairmaire, 1882a: 72  
**Type data.** Holotype (Paris Museum)  
*subnodosus* (Gebien, 1937b: 48) *Phrynocolus* [Koch, 1951: 85]  
**Type data.** Holotype (Trieste Museum) and paratype (Basel Museum)  
*wachei* (Wilke, 1921: 163) *Phrynocolus* [Koch, 1951: 85]  
**Type data.** Syntypes (Basel Museum)

### Genus *Dichtha* Haag-Rutenberg, 1871a: 39

**Type species.** *Cryptogenius inflatus* Gerstaecker, 1854 (by original designation)

**Notes.** “*Dichtha incantatoris* / *incantatoria* Koch, 1952” is considered here as a nomen nudum, since no published record of this species-group name was found during the present work.

*cubica* (Guérin-Méneville, 1845: 285) *Moluris* [Haag-Rutenberg, 1871a: 41]

**Type data.** Holotype (Paris Museum)

*inflata* (Gerstaecker, 1854: 532) *Cryptogenius* [Haag-Rutenberg, 1871a: 41]

**Type data.** Syntypes (Berlin Museum)

*modesta* Robiche, 2013: 159

**Type data.** Holotype (Paris Museum) and paratypes (Paris Museum, Gérard Robiche collection)

*transvalica* Brancsik, 1914: 65

**Type data.** Syntypes (Budapest Museum)

*quedenfeldti* Kolbe, 1886: 293

**Type data.** Syntypes (Berlin Museum)



**Genus *Distretus* Haag-Rutenberg, 1871a: 42**

**Type species.** *Moluris amplipennis* Fåhraeus, 1870 (by subsequent designation by Rye (1873: 287))

**Subgenus *Distretus* Haag-Rutenberg, 1871a: 42**

**Type species.** *Moluris amplipennis* Fåhraeus, 1870 (by subsequent designation by Rye (1873: 287))

*amplipennis* (Fåhraeus, 1870: 262) *Moluris* [Haag-Rutenberg, 1871a: 43]

**Type data.** Syntypes (Naturhistoriska riksmuseet)

*dissociatus* (Péringuey, 1899: 274) *Psammodes* [Gebien, 1937a: 757]

**Type data.** Holotype (Cape Museum)

*fahraei* Haag-Rutenberg, 1871a: 43

**Type data.** Holotype (Naturhistoriska riksmuseet)

*inaequalis* Fairmaire, 1894: 320

**Type data.** Holotype (Basel Museum)

*mashunus* (Péringuey, 1896: 167) *Amiantus* [Gebien, 1937a: 757]

**Type data.** Holotype (Cape Museum)

*undosus* Kolbe, 1886: 291

**Type data.** Syntypes (Berlin Museum)

*undatus* (Haag-Rutenberg, 1875: 69) *Amiantus* [Gebien, 1910b: 153]

**Type data.** Syntypes (British Museum, Munich Museum – Haag-Rutenberg coll.)

*variabilis* Gebien, 1910a: 153

**Type data.** Syntypes (Basel Museum, Tervuren Museum)

*variolosus* (Guérin-Méneville, 1854: 245) *Moluris* [Haag-Rutenberg, 1871a: 44]

**Type data.** Holotype (Warsaw Museum – Dohrn coll.)

= *Moluris pilicornis* Fåhraeus, 1870: 263 [syn. by Fairmaire (1894: 320)]

**Type data.** Syntypes (Naturhistoriska riksmuseet)

*vietus* (Péringuey, 1899: 273) *Psammodes* [Gebien, 1937a: 757]

**Type data.** Holotype (Cape Museum)

**Subgenus *Perdistretus* Koch, 1953b: 65**

**Type species.** *Distretus* (*Perdistretus*) *vilhenai* Koch, 1953 (by original designation)

*acuteocostatus* (Fairmaire, 1888b: 260) *Dichtha* [Koch, 1953: 65]

**Type data.** Syntypes (Basel Museum, Leiden Museum)

*angolanus* Koch, 1953b: 72

**Type data.** Holotype (Cape Museum)

*angustipennis* Péringuey, 1892: 52

**Type data.** Holotype (Cape Museum)

**Notes.** Considered as a synonym of *Perdistretus acutecostatus* Fairmaire, 1888b by Gebien (1937a). However, this interpretation was not adopted by the subsequent authors (e.g., Koch 1953b: 68).

Originally described in combination with the generic name “Dichtrethus”, which is treated as an incorrect subsequent spelling of *Distretus*, not in prevailing usage.

*auritus* Koch, 1953b: 73

**Type data.** Holotype (Munich Museum)

*duartei* Koch, 1953b: 70

**Type data.** Holotype (Munich Museum) and paratypes (Basel Museum, Ditsong Museum, Munich Museum)

*gracilis* Gebien, 1910a: 152

**Type data.** Syntypes (Tervuren Museum)

*mormolyce* Koch, 1953b: 68

**Type data.** Holotype (Munich Museum) and paratype (Basel Museum, Ditsong Museum, Munich Museum)

*seminitidus* Quedenfeldt, 1888: 184

**Type data.** Holotype (Berlin Museum)

*strioliceps* Koch, 1953b: 71

**Type data.** Holotype (Munich Museum)

*schoutedeni* Koch, 1954a: 435

**Type data.** Holotype (Tervuren Museum) and paratypes (Ditsong Museum, Tervuren Museum)

*upembensis* Koch, 1954a: 437

**Type data.** Holotype (National Congo) and paratypes (Ditsong Museum, National Congo)

*vilhenai* Koch, 1953b: 65

**Type data.** Holotype (Dundo Museum) and paratype (Ditsong Museum, Dundo Museum)

## Genus *Euphrynus* Fairmaire, 1897: 114

**Type species.** *Euphrynus spinithorax* Fairmaire, 1897 (by monotypy)

*carinatus* (Fåhraeus, 1870: 281) *Amiantus* [Koch, 1952: 345]

**Type data.** Holotype (Naturhistoriska riksmuseet)

= *Amiantus costatus* Péringuey, 1896: 168 [syn. by Gebien (1937a: 758)]

**Type data.** Syntypes (Cape Museum)

*jansei* Koch, 1952: 343

**Type data.** Holotype (Ditsong Museum) and paratypes (Basel Museum, Ditsong Museum)

*sexdentatus* Koch, 1952: 344

**Type data.** Holotype (Ditsong Museum) and paratype (Basel Museum)

*spinithorax* Fairmaire, 1897: 114

**Type data.** Holotype (Geneva Museum)

### Genus *Glyptophrynus* Fairmaire, 1899b: 532

**Type species.** *Glyptophrynus tenuesculptus* Fairmaire, 1899 (by monotypy)

**Notes.** Treated as a synonym of *Phrynocolus* by several authors (e.g., Gebien 1910b). However, this interpretation was not adopted in the more recent taxonomic works (i.e., Koch 1962a).

*cordipennis* Koch, 1962a: 12

**Type data.** Holotype and paratypes (Ditsong Museum)

*madecassus madecassus* (Fairmaire, 1901: 183) *Phrynocolus* [Wilke, 1921: 174]

**Type data.** Syntypes (Berlin Museum, British Museum)

*madecassus pauliani* Koch, 1962a: 15

**Type data.** Holotype (Ditsong Museum) and paratypes (Basel Museum, Budapest Museum, Ditsong Museum)

*ovipennis ovipennis* (Fairmaire, 1899b: 533) *Phrynocolus* [Wilke, 1921: 174]

**Type data.** Syntypes (Paris Museum)

*ovipennis serricostatus* Koch, 1962a: 17

**Type data.** Holotype (Ditsong Museum)

*tenuesculptus crassigranulatus* Wilke, 1921: 174

**Type data.** Syntypes (Berlin Museum)

*tenuesculptus tenuesculptus* Fairmaire, 1899b: 532

**Type data.** Syntypes (Basel Museum, Paris Museum)

*voeltzkowi* Wilke, 1921: 174

**Type data.** Syntypes (Berlin Museum)

### Genus *Melanolophus* Fairmaire, 1882a: 69

**Type species.** *Melanolophus septemcostatus* Fairmaire, 1882 (by monotypy)

**Notes.** Treated as a synonym of *Amiantus* by several authors (e.g., Fairmaire 1887, Gebien 1910b, 1937a). However, this interpretation was not adopted in the more recent taxonomic works (e.g., Koch 1956, 1960).

*gridellii* Koch, 1956: 170

**Type data.** Holotype (Trieste Museum) and paratypes (Ditsong Museum, Trieste Museum)

*lomianus* Koch, 1956: 173

**Type data.** Holotype (Trieste Museum) and paratypes (Basel Museum, Ditsong Museum, Trieste Museum)

*picteti picteti* (Haag-Rutenberg, 1871a: 46) *Amiantus* [Koch, 1960: 258]

**Type data.** Holotype (Geneva Museum)

*picteti septemcostatus* Fairmaire, 1882a: 70

**Type data.** Holotype (Basel Museum)

**Notes.** Synonymised with the nominotypical form by Gestro (1883). However, this decision was not adopted by the subsequent authors (Koch 1960).

*picteti splendidus* Koch 1960: 257

**Type data.** Holotype (Ditsong Museum)

*praeplanatus* Koch, 1960: 261

**Type data.** Holotype (Ditsong Museum)

*sexcostatus benardellii* Koch, 1960: 258

**Type data.** Holotype (Ditsong Museum) and paratypes (Geneva Museum, Munich Museum)

*sexcostatus gibbithorax* Koch, 1956: 175

**Type data.** Holotype (Trieste Museum) and paratypes (Ditsong Museum, Trieste Museum)

*sexcostatus hellardi* Koch, 1960: 258

**Type data.** Holotype and paratype (Ditsong Museum)

*sexcostatus sexcostatus* (Gahan, 1900: 28) *Amiantus* [Koch, 1956: 175]

**Type data.** Holotype (British Museum)

*sexcostatus tuberculatus* Koch, 1960: 258

**Type data.** Holotype (Ditsong Museum) and paratypes (Berlin Museum, Munich Museum, Milan Museum)

## Genus *Moluris* Latreille, 1802: 169

**Type species.** *Tenebrio gibbus* Pallas, 1781 (by monotypy)

= *Physodera* Solier, 1843: 78 [junior subjective synonym proposed by Lacordaire (1859); junior homonym of *Physodera* Eschscholtz, 1829 (Coleoptera: Carabidae)]

**Type species.** *Pimelia gibba* Fabricius, 1787 (by original designation)

*chevrolati* Haag-Rutenberg, 1871a: 52

**Type data.** Holotype (Paris Museum)

*discoidea* Guérin-Méneville, 1845: 286

**Type data.** Holotype (Paris Museum)

**Notes.** According to Haag-Rutenberg (1871a), this species may be a member of *Distretus*.

*ferrari* Haag-Rutenberg, 1871a: 55

**Type data.** Holotype (Vienna Museum)

*gibba* (Pallas, 1781: 46) *Tenebrio* [Latreille, 1802: 169]

**Type data.** Syntypes (Humboldt University – Pallas collection)  
= *Pimelia planata* Thunberg, 1787: 49 [syn. by Haag-Rutenberg (1871a: 53)]

**Type data.** Syntypes (Uppsala University)  
= *Pimelia gibba* Fabricius, 1787: 24 [junior secondary homonym of *Tenebrio gibba* Pallas, 1781: 46]

**Type data.** Syntypes (Copenhagen Museum, Glasgow Museum, Kiel Museum)  
= *Pimelia bistrinata* Herbst, 1799: 50 [syn. by Haag-Rutenberg (1871a: 53)]

**Type data.** Syntypes (Berlin Museum)

*gibbicollis* Haag-Rutenberg, 1871a: 107

**Type data.** Holotype (Munich Museum – Haag-Rutenberg coll.)

*gibbosa* (Thunberg, 1787: 49) *Pimelia* [Solier, 1843: 79]

**Type data.** Syntypes (Uppsala University)  
= *Opatrum gibbosum* Thunberg, 1821: 33 [syn. by Ferrer (2009: 116)]

**Type data.** Holotype (Uppsala University)

*globulicollis* Solier, 1843: 80

**Type data.** Holotype (Torino Museum – Spinola coll.)

*herbsti* Haag-Rutenberg, 1871a: 54, replacement name

= *Pimelia gibba* Herbst, 1799: 48 [junior secondary homonym of *Tenebrio gibba* Pallas, 1781: 46]

**Type data.** Holotype (Berlin Museum)

*nitida* Haag-Rutenberg, 1871a: 52

**Type data.** Syntypes (Brussels Museum)

*pseudonitida* Péringuey, 1908: 406

**Type data.** Holotype (Cape Museum)

*redtenbacheri* Haag-Rutenberg, 1871a: 56

**Type data.** Holotype (Vienna Museum)

*rustica* Haag-Rutenberg, 1871a: 54

**Type data.** Holotype (Naturhistoriska riksmuseet)

*semiscabra* Solier, 1843: 81

**Type data.** Holotype (Torino Museum – Spinola coll.)

*strigosa* (Herbst, 1799: 49) *Pimelia* [Haag-Rutenberg, 1871a: 55]

**Type data.** Syntypes (Berlin Museum)  
= *Moluris rouleti* Solier, 1843: 80 [syn. by Haag-Rutenberg (1871a: 55)]

**Type data.** Holotype (Geneva Museum – Gory collection)

*tuberculata* Haag-Rutenberg, 1871a: 107

**Type data.** Syntypes (Paris Museum)

## Genus *Phrynocolus* Lacordaire, 1859: 201

**Type species.** *Cryptogenius dentatus* Solier, 1843 (by original designation)

**Subgenus *Phrynocolopsis* Koch, 1951: 93**

**Type species.** *Phrynocolus frondosus* Gerstaecker, 1871 (original designation)

*denhardti denhardti* Wilke, 1921: 165 [Koch, 1951: 93]

**Type data.** Holotype (Berlin Museum)

*denhardti fractus* Koch, 1969: 13

**Type data.** Holotype (Munich Museum)

*denhardti humeralis* Koch, 1969: 12

**Type data.** Holotype (Geneva Museum)

*desaegeri* Koch, 1969: 15

**Type data.** Holotype (Brussels Museum) and paratypes (Brussels Museum, Ter-vuren Museum)

*frondosus* Gerstaecker, 1871: 59 [Koch, 1951: 93]

**Type data.** Holotype (Cape Museum)

*transversus* Fairmaire, 1887: 183 [Koch, 1951: 93]

**Type data.** Holotype (Paris Museum)

*subfrondosus* Wilke, 1921: 166 [Koch, 1951: 93]

**Type data.** Syntypes (Basel Museum, Berlin Museum)

**Subgenus *Phrynocolus* Lacordaire, 1859: 201, replacement name**

= *Cryptogenius* Solier, 1843: 37 [junior homonym of *Cryptogenius* Westwood, 1842 (Coleoptera: Hybosoridae)]

**Type species.** *Cryptogenius dentatus* Solier, 1843 (by original designation)

*dentatus* (Solier, 1843: 38) *Cryptogenius* [Lacordaire, 1859: 201]

**Type data.** Syntypes (Cape Museum, Paris Museum)

*felinus* Koch, 1951: 89

**Type data.** Holotype (Paris Museum) and paratypes (Basel Museum)

*spinolai spinolai* (Solier, 1843: 39) *Cryptogenius* [Lacordaire, 1859: 201]

**Type data.** Holotype (Warsaw Museum – Dupont collection)

**Notes.** Koch (1951: 88) described “var. *emarginatus*”. He expressly gave it infrasubspecific rank since he also designated taxa at the subspecies level. Therefore, according to the art. 45.6.4. of the ICZN (1999) it should not be treated as an available subspecies.

= *Phrynocolus niloticus* Haag-Rutenberg, 1871a: 38 [syn. by Koch (1951: 88)]

**Type data.** Syntypes (Basel Museum, British Museum)

= *Phrynocolus cultratus* Fairmaire, 1891a: 249 [syn. by Wilke (1921: 171)]

**Type data.** Holotype (Paris Museum)

*spinolai wilkei* Koch, 1951: 88

**Type data.** Holotype and paratypes (Basel Museum)

*theryi* Koch, 1951: 89

**Type data.** Holotype (Basel Museum) and paratypes (Basel Museum, Budapest Museum, Ditsong Museum)

### Subgenus *Spinophrynus* Koch, 1951: 90

**Type species.** *Phrynocolus spinipennis* Gebien, 1910 (by original designation)

*spinipennis* Gebien, 1910a: 154

**Type data.** Syntypes (Basel Museum)

incertae sedis

*menghallensis* Wilke, 1922: 381

**Type data.** Holotype (Berlin Museum)

**Notes.** This species and Wilke's (1922) publication were overlooked by Koch (1951) and therefore the correct placement of this species in one of the valid subgenera is uncertain.

### Genus *Phrynophanes* Koch, 1951: 92

**Type species.** *Moluris gredleri* Haag-Rutenberg, 1877 (by original designation)

**Notes.** Originally described as a subgenus of *Phrynocolus*. Elevated to generic level by Koch (1960).

*citernii* (Gridelli, 1939b: 229) *Psammodes* [Koch, 1969: 21]

**Type data.** Holotype (Geneva Museum)

*cryptisculptus* Koch, 1969: 4

**Type data.** Holotype (Munich Museum)

*discoideus* (Fairmaire, 1891b: CCXCIV) *Phrynocolus* [Koch, 1969: 17]

**Type data.** Holotype (Paris Museum)

*gredleri* (Haag-Rutenberg, 1877: 515) *Moluris* [Koch, 1951: 93]

**Type data.** Holotype (Munich Museum – Haag-Rutenberg coll.)

= *Phrynocolus unicarinatus* Wilke, 1921: 170 [syn. by Koch (1969: 18)]

**Type data.** Holotype (Basel Museum)

*humilis* (Wilke, 1921: 170) *Phrynocolus* [Koch, 1951: 93]

**Type data.** Holotype (Berlin Museum)

*lateritius* (Wilke, 1921: 169) *Phrynocolus* [Koch, 1951: 93]

**Type data.** Syntypes (Basel Museum, Berlin Museum)

*neumanni* (Wilke, 1921: 169) *Phrynocolus* [Koch, 1951: 93]

**Type data.** Holotype (Basel Museum)

*reticulatus* Wilke, 1921: 169

**Type data.** Syntypes (Basel Museum, Berlin Museum)

*schereri* Koch, 1969: 20

**Type data.** Holotype (Munich Museum)

*scortecii* Koch, 1969: 19

**Type data.** Holotype (Geneva Museum)

*shoutedeni* (Koch, 1951: 92) *Phrynocolus* [Koch, 1969: 24]

**Type data.** Holotype (Brussels Museum) and paratypes (Basel Museum, Brussels Museum)

*squamifer gridellianus* Koch, 1960: 262

**Type data.** Holotype and paratype (Ditsong Museum)

*squamifer squamifer* (Gridelli, 1939b: 228) *Psammodes* [Koch, 1960: 262]

**Type data.** Syntypes (Geneva Museum, Trieste Museum)

### Genus *Physophrynus* Fairmaire, 1882b: L

**Type species.** *Physophrynus burdoi* Fairmaire, 1882 (by monotypy)

*bufo* (Haag-Rutenberg, 1871a: 48) *Amiantus* [Koch, 1953a: 177]

**Type data.** Holotype (Warsaw Museum – Dohrn coll.)

= *Amiantus reichardi* Kolbe, 1886: 228 [syn. by Koch (1953a: 177)]

**Type data.** Holotype (Berlin Museum)

*burdoi* Fairmaire, 1882b: L

**Type data.** Holotype (Paris Museum)

*breDOI* Mal, 2005: 9

**Type data.** Holotype and paratypes (Brussels Museum)

*crenatocostatus* (Fairmaire, 1887: 181) *Amiantus* [Koch, 1953a: 177]

**Type data.** Holotype (Fairmaire collection)

*haroldi* (Haag-Rutenberg, 1871a: 47) *Amiantus* [Koch, 1953a: 177]

**Type data.** Syntypes (British Museum, Munich Museum – Haag-Rutenberg coll.)

*kaszabi* Koch, 1953a: 176

**Type data.** Holotype (Budapest Museum)

*manicanus* (Péringuey, 1899: 226) *Amiantus* [Koch, 1953a: 177]

**Type data.** Holotype (Cape Museum)

*revoili* Fairmaire, 1887: 182

**Type data.** Holotype (Paris Museum)

### Genus *Psammodes* Kirby, 1819: 412

**Type species.** *Psammodes longicornis* Kirby, 1819 (by monotypy)



= *Piesomera* Solier, 1843: 77 [junior subjective synonym proposed by Gebien (1937a: 759)]

**Type species.** *Pimelia scabra* Fabricius, 1775 (by monotypy)

= *Psammodophysis* Péringuey, 1899: 296 [junior subjective synonym proposed by Gebien (1910b: 154)]

**Type species.** *Psammodophysis probes* Péringuey, 1899 (**here designated**)

= *Parmularia* Koch, 1955: 35, syn. n. [homonym of *Parmularia* Macgillivray, 1887 (Bryozoa: Cheilostomida)]

**Type species.** *Psammodes caffra* Fåhraeus, 1870 (by monotypy)

**Notes.** Originally described as a monotypic subgenus of *Psammodes*. Interpreted here as a synonym of the nominal form, as sustaining a weakly defined and monotypic subgenus within present *Psammodes* seems to be unjustified.

*algoensis* Péringuey, 1899: 275

**Type data.** Holotype (Cape Museum)

*asperulipennis* Fairmaire, 1888: 193

**Type data.** Holotype (Paris Museum)

*atratus* Haag-Rutenberg, 1871a: 73, in key

**Type data.** Syntypes (British Museum, Munich Museum – Haag-Rutenberg coll.)

**Notes.** A detailed morphological description was provided by Haag-Rutenberg (1871b: 60).

*basuto* Koch, 1953c: 7

**Type data.** Holotype (Ditsong Museum) and paratypes (Ditsong Museum, Lund University, Munich Museum)

*barbatus* Fåhraeus, 1870: 268

**Type data.** Holotype (Naturhistoriska riksmuseet)

= *Psammodes praeliator* Péringuey, 1899: 272 [syn. by Gebien (1937a: 765)]

**Type data.** Holotype (Cape Museum)

*batesi* Haag-Rutenberg, 1871a: 77

**Type data.** Holotype (Munich Museum – Haag-Rutenberg coll.)

**Notes.** Treated as a synonym of *Psammodes ponderosus* Fåhraeus, 1870 by Péringuey (1904). However, this interpretation was not adopted by subsequent authors (Gebien 1937, Koch 1953c).

*bennigseni* Kraatz, 1897: 46

**Type data.** Holotype (Berlin Museum)

*blapsoides* Haag-Rutenberg, 1871a: 63, in key

**Type data.** Holotype (Munich Museum – Haag-Rutenberg coll.)

**Notes.** A detailed morphological description was provided by Haag-Rutenberg (1871b: 43).

*brunneus brunneus* (Olivier, 1795: 14) *Pimelia* [Haag-Rutenberg, 1871b: 42]

**Type data.** Syntypes (Paris Museum)

*brunneus rufocastaneus* Haag-Rutenberg, 1871b: 42

**Type data.** Holotype (Munich Museum – Haag-Rutenberg coll.)

*brunnipes* Haag-Rutenberg, 1871a: 72, in key

**Type data.** Holotype (Munich Museum – Haag-Rutenberg coll.)

**Notes.** A detailed morphological description was provided by Haag-Rutenberg (1871b: 54).

*caelatus* Péringuey, 1899: 281

**Type data.** Syntypes (Cape Museum)

*caffra* Fähræus, 1870: 265

**Type data.** Holotype (Naturhistoriska riksmuseet)

*caraboides* Haag-Rutenberg, 1871a: 69, in key

**Type data.** Syntypes (British Museum, Cape Museum, Geneva Museum)

**Notes.** A detailed morphological description was provided by Haag-Rutenberg (1871b: 50).

*carinatus* Haag-Rutenberg, 1871a: 103

**Type data.** Syntypes (Berlin Museum)

*clarus* Haag-Rutenberg, 1873: 76

**Type data.** Holotype (Munich Museum – Haag-Rutenberg coll.)

*collaris* Haag-Rutenberg, 1871b: 101

**Type data.** Holotype (Berlin Museum)

*coloratus* Haag-Rutenberg, 1871a: 71, in key

**Type data.** Holotype (Berlin Museum)

**Notes.** A detailed morphological description was provided by Haag-Rutenberg (1871b: 57).

*comatus* Haag-Rutenberg, 1871a: 106

**Type data.** Holotype (Munich Museum – Haag-Rutenberg coll.)

*comptus* Haag-Rutenberg, 1871a: 109

**Type data.** Holotype (Munich Museum – Haag-Rutenberg coll.)

*convexus* (Solier, 1843: 91) *Phanerotoma* [Haag-Rutenberg, 1871b: 61]

**Type data.** Holotype (Paris Museum)

*coriaceus* (Gerstaecker, 1854: 532) *Phanerotoma* [Haag-Rutenberg, 1871b: 68]

**Type data.** Syntypes (Berlin Museum)

= *Psammodes manifestus* Péringuey 1899: 274 [syn. by Gebien (1937a: 768)]

**Type data.** Holotype (Cape Museum)

*costalis* Haag-Rutenberg, 1871a: 97

**Type data.** Syntypes (Munich Museum – Haag-Rutenberg coll., Royal Museum)

*dejeani* (Solier, 1843: 71) *Moluris* [Haag-Rutenberg, 1871a: 92]

**Type data.** Holotype (Paris Museum)

*depressicollis* Haag-Rutenberg, 1871a: 72, in key

**Type data.** Syntypes (British Museum)

**Notes.** A detailed morphological description was provided by Haag-Rutenberg (1871b: 67).

*devexus* Fähræus, 1870: 266

- Type data.** Holotype (Cape Museum)  
*diabolicus diabolicus* Koch, 1952: 335
- Type data.** Holotype (Ditsong Museum) and paratype (Basel Museum, Budapest Museum, Ditsong Museum)  
*diabolicus tactilis* Koch, 1962b: 123
- Type data.** Holotype and paratype (Ditsong Museum)  
*difficilis* Haag-Rutenberg, 1871a: 73, in key
- Type data.** Syntypes (British Museum, Geneva Museum)  
**Notes.** A detailed morphological description was provided by Haag-Rutenberg (1871b: 61).
- dilutus* Haag-Rutenberg, 1871a: 64, in key
- Type data.** Holotype (Warsaw Museum – Dohrn coll.)  
**Notes.** A detailed morphological description was provided by Haag-Rutenberg (1871b: 80).
- dimidiatus* Haag-Rutenberg, 1871a: 71, in key
- Type data.** Syntypes (British Museum, Munich Museum – Haag-Rutenberg coll.)  
**Notes.** A detailed morphological description was provided by Haag-Rutenberg (1871b: 88).
- discrepans* Péringuey, 1904: 230
- Type data.** Holotype (Cape Museum)  
*dohrni* Haag-Rutenberg, 1871a: 67, in key
- Type data.** Holotype (Munich Museum – Haag-Rutenberg coll.)  
**Notes.** A detailed morphological description was provided by Haag-Rutenberg (1871b: 36).
- eberlanzi* Koch, 1952: 337
- Type data.** Holotype (Ditsong Museum) and paratypes (British Museum, Budapest Museum, Ditsong Museum)  
*egregius* Haag-Rutenberg, 1871a: 74
- Type data.** Syntypes (Munich Museum – Haag-Rutenberg coll.)  
*ethologus* Koch, 1953c: 10
- Type data.** Holotype (Ditsong Museum) and paratype (Durban Museum)  
*expletus* Quedenfeldt, 1885: 4
- Type data.** Syntypes (Berlin Museum)  
**Notes.** Type specimens of this species were unknown to Koch (1952); however, based on the original description he indicated this species to be a potential member of *Ocnodes*.
- fartus* Péringuey, 1904: 232
- Type data.** Holotype (Cape Museum)  
 = *Psammodes illotus* Péringuey, 1904: 233 [syn. by Gebien 1937a: 764]
- Type data.** Syntypes (Cape Museum)  
*ferrugineus* Haag-Rutenberg, 1871a: 79
- Type data.** Syntypes (Cape Museum, Munich Museum – Haag-Rutenberg coll.)  
*flagrans* Péringuey, 1899: 273

- Type data.** Holotype (Cape Museum)  
*fragilis* Haag-Rutenberg, 1871a: 68, in key  
**Type data.** Holotype (Munich Museum – Haag-Rutenberg coll.)  
**Notes.** A detailed morphological description was provided by Haag-Rutenberg (1871b: 32).
- fritschi* Haag-Rutenberg, 1871a: 103  
**Type data.** Holotype (Munich Museum – Haag-Rutenberg coll.)
- funestus* Haag-Rutenberg, 1871a: 72, in key  
**Type data.** Holotype (Munich Museum – Haag-Rutenberg coll.)  
**Notes.** A detailed morphological description was provided by Haag-Rutenberg (1871b: 79).
- gariesus* Péringuey, 1899: 282  
**Type data.** Holotype (Cape Museum)
- gerstaeckeri* Haag-Rutenberg, 1871b: 100  
**Type data.** Holotype (Berlin Museum)
- gibbus coelata* (Solier, 1843: 64) *Moluris* [Haag-Rutenberg, 1871a: 82]  
**Type data.** Holotype (Paris Museum)
- gibbus gibbus* (Linnaeus, 1760: 226) *Tenebrio* [Ferrer & Holson, 2009: 30]  
**Type data.** Lectotype, designated by Ferrer and Holson (2009) (Naturhistoriska riksmuseet)  
= *Pimelia striata* Fabricius, 1775: 251 [syn. by Ferrer and Holson (2009: 34)]  
**Type data.** Syntypes (Copenhagen Museum, Kiel Museum)  
= *Tenebrio glandiformis* Pallas, 1781: 45 [syn. by Haag-Rutenberg, 1871a: 82]  
**Type data.** Syntypes (Humboldt University – Pallas collection)
- gibbus gravidus* (Solier, 1843: 69) *Moluris* [Haag-Rutenberg, 1871a: 85]  
**Type data.** Syntypes (Paris Museum)
- gibbus hemisphaericus* (Solier, 1843: 68) *Moluris* [Haag-Rutenberg, 1871a: 85]  
**Type data.** Holotype (Paris Museum)
- gibbus nigrocostatus* Haag-Rutenberg, 1871a: 85  
**Type data.** Syntypes (Munich Museum)
- gibbus solieri* Gebien, 1910b: 161, replacement name  
= *Moluris unicolor* Solier, 1843: 64 [junior secondary homonym of *Pimelia unicolor* Fabricius, 1787: 316].  
**Type data.** (Warsaw Museum – Dupont collection)
- gibbus unicolor* (Fabricius, 1787: 316) *Pimelia* [Haag-Rutenberg, 1871a: 82]  
**Type data.** Syntypes (British Museum, Kiel Museum, Naturhistoriska riksmuseet)
- glaber* Koch, 1953c: 10  
**Type data.** Holotype (Lund University) and paratypes (Ditsong Museum, Lund University)
- glabratus bienus* Koch, 1953b: 77  
**Type data.** Holotype (Munich Museum)
- glabratus glabratus* Harold, 1878: 106

- Type data.** Holotype (Berlin Museum)  
*grandis* (Solier, 1843: 90) *Phanerotoma* [Gemminger, 1870: 122]  
**Type data.** Holotype (Paris Museum)  
 = *Psammodes lugubris* Fähræus, 1870: 269 [syn. by Haag-Rutenberg (1871b: 58)]  
**Type data.** Holotype (Naturhistoriska riksmuseet)  
*granulatus* (Solier, 1843: 87) *Phanerotomea* [Haag-Rutenberg, 1871b: 53]  
**Type data.** Holotype (Paris Museum)  
*granulifer* Haag-Rutenberg, 1871b: 54  
**Type data.** Syntypes (Geneva Museum)  
*guillarmodi* Koch, 1952: 340  
**Type data.** Holotype (Ditsong Museum)  
*haagi* Gebien, 1910b: 156, replacement name  
 = *Psammodes obliterated* Haag-Rutenberg, 1871a: 103 [junior secondary homonym of *Hypomelus obliterated* Solier, 1843: 97]  
**Type data.** Holotype (Munich Museum)  
*hirtipennis* Haag-Rutenberg, 1871a: 105  
**Type data.** Holotype (Munich Museum – Haag-Rutenberg coll.)  
*hirtipes* (Laporte, 1840: 198) *Moluris* [Gebien, 1910b: 159]  
**Type data.** Holotype (Paris Museum)  
 = *Moluris reichei* Solier, 1843: 67 [syn. by Haag-Rutenberg (1871a: 78)]  
**Type data.** Holotype (Paris Museum)  
*hirtus* (Bertoloni, 1849: 399) *Moluris* [Gerstaecker, 1854: 532]  
**Type data.** Holotype (Bologna Museum)  
*herculeanus* Haag-Rutenberg, 1871a: 68, in key  
**Type data.** Syntypes (Naturhistoriska riksmuseet)  
**Notes.** A detailed morphological description was provided by Haag-Rutenberg (1871b: 86).  
*herero* Péringuey, 1908: 409  
**Type data.** Holotype (Cape Museum)  
*hottentottus* Péringuey, 1899: 267  
**Type data.** Holotype (Cape Museum)  
*incongruens* Péringuey, 1899: 281  
**Type data.** Syntypes (Cape Museum)  
*infernalis* Harold, 1878: 106  
**Type data.** Syntypes (Munich Museum)  
*intermedius* Péringuey, 1899: 272  
**Type data.** Holotype (Cape Museum)  
*janitor* Koch, 1953c: 11  
**Type data.** Holotype (Ditsong Museum) and paratypes (Cape Museum, Ditsong Museum, Lund University, Rhodes University)  
*kamagasus* Péringuey, 1908: 409  
**Type data.** Holotype (Cape Museum)  
*kirschi* Haag-Rutenberg, 1871b: 102

- Type data.** Holotype (Munich Museum – Haag-Rutenberg coll.)  
*kubub* Péringuey, 1908: 408  
**Type data.** Syntypes (Cape Museum)
- kuisip* Péringuey, 1908: 504  
**Type data.** Holotype (Cape Museum)  
**Notes.** Originally described under the name *Psammodes tuberculifer* (intended re-description; page: 407). However, in erratum (page: 504), renamed *kuisip*.
- lanuginosus* Haag-Rutenberg, 1871a: 105  
**Type data.** Holotype (Warsaw Museum – Dohrn coll.)
- lethargicus* Péringuey, 1899: 284  
**Type data.** Holotype (Cape Museum)
- laevicollis* (Solier, 1843: 65) *Moluris* [Haag-Rutenberg, 1871a: 78]  
**Type data.** Holotype (Paris Museum)
- longicornis* Kirby, 1819: 480  
**Type data.** Syntypes (British Museum)  
 = *Phanerotoma ruficore* Solier, 1843: 86 [syn. by Haag-Rutenberg (1871b: 45)]  
**Type data.** Syntypes (Paris Museum)
- longipes* Haag-Rutenberg, 1871a: 108  
**Type data.** Holotype (Munich Museum – Haag-Rutenberg coll.)
- lucidus* Fähræus, 1870: 267  
**Type data.** Holotype (Naturhistoriska riksmuseet)
- mashunus* Péringuey, 1899: 269  
**Type data.** Syntypes (Cape Museum)
- memnonius* Haag-Rutenberg, 1871a: 50, in key  
**Type data.** Holotype (British Museum)  
**Notes.** A detailed morphological description was provided by Haag-Rutenberg (1871b: 50).
- mimipinguis* Koch, 1953c: 9  
**Type data.** Holotype (Lund University) and paratypes (Ditsong Museum, Munich Museum)
- moschleri* Haag-Rutenberg, 1875: 73  
**Type data.** Holotype (Munich Museum – Haag-Rutenberg coll.)
- muata* Harold, 1878: 106  
**Type data.** Syntypes (Munich Museum, Warsaw Museum)
- mulleri* Péringuey, 1899: 269  
**Type data.** Syntypes (Cape Museum)
- nigrisaxicola* Koch, 1953b: 78  
**Type data.** Holotype (British Museum)
- nitens* Fähræus, 1870: 267  
**Type data.** Holotype (Naturhistoriska riksmuseet)
- nitidicollis* Haag-Rutenberg, 1871a: 91  
**Type data.** Holotype (Munich Museum – Haag-Rutenberg coll.)
- nitidipennis* (Fairmaire, 1897: 114) *Amiantus* [Gebien, 1937a: 763]

- Type data.** Holotype (Paris Museum)  
*nitidissimus* Haag-Rutenberg, 1871a: 92
- Type data.** Holotype (Warsaw Museum – Dohrn coll.)  
*obsulcatus* Haag-Rutenberg, 1871a: 72, in key
- Type data.** Holotype (Geneva Museum)  
**Notes.** A detailed morphological description was provided by Haag-Rutenberg (1871b: 55).  
*ovatus* (Solier, 1843: 90) *Phanerotoma* [Haag-Rutenberg, 1871b: 62]
- Type data.** Holotype (Paris Museum)  
*ovipennis* Haag-Rutenberg, 1871a: 102
- Type data.** Holotype (Warsaw Museum – Dohrn coll.)  
*perfidus* Péringuey, 1899: 283
- Type data.** Holotype (Cape Museum)  
*piceus* Haag-Rutenberg, 1871a: 67, in key
- Type data.** Syntype (Geneva Museum)  
**Notes.** A detailed morphological description was provided by Haag-Rutenberg (1871b: 33).  
*pilifer* Haag-Rutenberg, 1871a: 69, in key
- Type data.** Holotype (British Museum – Bates coll.)  
**Notes.** A detailed morphological description was provided by Haag-Rutenberg (1871b: 37).  
*pilosellus* Haag-Rutenberg, 1875: 71
- Type data.** Syntypes (British Museum – Bates coll.)  
*pilosipennis* Haag-Rutenberg, 1871a: 89
- Type data.** Holotype (Munich Museum – Haag-Rutenberg coll.)  
*pilosus* (Thunberg, 1787: 49) *Pimelia* [Haag-Rutenberg, 1871a: 104]
- Type data.** Syntypes (Uppsala University)  
*pinguis* (Solier, 1843: 70) *Moluris* [Haag-Rutenberg, 1871a: 86]
- Type data.** Holotype (Paris Museum)  
= *Psammodes rotundipennis* Péringuey, 1899: 268 [syn. by Gebien (1937a: 765)]
- Type data.** Holotype (Cape Museum)  
*placidus* Péringuey, 1899: 280
- Type data.** Syntypes (Cape Museum)  
*plicatus* (Solier, 1844: 72) *Moluris* [Haag-Rutenberg, 1871a: 95]
- Type data.** Holotype (Marseille Museum)  
*plicipennis* Gemminger, 1870: 1899, replacement name  
= *Phanerotoma plicatus* Solier, 1844: 299 [homonym of *Moluris plicatus* Solier, 1844: 284 published on the same date; Gemminger (1870) acted as First Reviser when he proposed the replacement name *Psammodes plicipennis* for the species *Phanerotoma plicatus* Solier, 1844: 87]
- Type data.** Holotype (Paris Museum)  
*ponderosus* Fåhraeus, 1870: 264
- Type data.** Syntypes (Cape Museum, Naturhistoriska riksmuseet)

*probes* (Péringuey, 1899: 296) *Psammodophysis* [Gebien, 1910b: 159]

**Type data.** Holotype (Cape Museum)

*procerus* (Fähræus, 1870: 271) *Hypomelus* [Gebien, 1910b: 159]

**Type data.** Holotype (Naturhistoriska riksmuseet)

*procustes* (Westwood, 1875: 224) *Moluris* [Gebien, 1910b: 159]

**Type data.** Holotype (Oxford University – Westwood coll.)

= *Psammodes giganteus* Haag-Rutenberg, 1879: 290 [syn. by Gebien (1937a: 768)]

**Type data.** Syntypes (British Museum, Munich Museum – Haag-Rutenberg coll.)

*productus* Haag-Rutenberg, 1871b: 101

**Type data.** Holotype (Berlin Museum)

*profanus* Péringuey, 1899: 271

**Type data.** Holotype (Cape Museum)

*propinquus* Quedenfeldt, 1885: 5

**Type data.** Syntypes (Berlin Museum)

*protensus* Haag-Rutenberg, 1871a: 73, in key

**Type data.** Syntypes (Munich Museum – Haag-Rutenberg coll.)

**Notes.** A detailed morphological description was provided by Haag-Rutenberg (1871b: 62).

*pubescens* (Solier, 1843: 85) *Phanerotomea* [Haag-Rutenberg, 1871b: 37]

**Type data.** Holotype (Paris Museum)

*pustulifer* Haag-Rutenberg, 1871a: 71, in key

**Type data.** Syntypes (Naturhistoriska riksmuseet)

**Notes.** A detailed morphological description was provided by Haag-Rutenberg (1871b: 52).

*quadricostatus* (Fähræus, 1870: 272) *Hypomelus* [Gebien, 1910b: 159]

**Type data.** Syntypes (Naturhistoriska riksmuseet)

*raucus* Haag-Rutenberg, 1875: 159

**Type data.** Syntypes (Munich Museum – Haag-Rutenberg coll.)

*refleximargo* (Gebien, 1920: 90) *Trachynotidus* [Gebien, 1937a: 771]

**Type data.** Holotype (Hamburg University – Michaelsen coll.)

*retrospinosus* Haag-Rutenberg, 1871a: 61, in key

**Type data.** Syntypes (Geneva Museum, Warsaw Museum)

**Notes.** A detailed morphological description was provided by Haag-Rutenberg (1871b: 29).

*rotundicollis* Haag-Rutenberg, 1871b: 69

**Type data.** Holotype (Munich Museum – Haag-Rutenberg coll.)

*rufofasciatus* Haag-Rutenberg, 1871a: 96

**Type data.** Syntypes (Cape Museum, Warsaw Museum)

*rufonervosus* Haag-Rutenberg, 1871a: 96

**Type data.** Holotype (Munich Museum – Haag-Rutenberg coll.)

*rufostriatus* Haag-Rutenberg, 1875: 70

**Type data.** Syntypes (British Museum, Cape Museum, Munich Museum – Haag-Rutenberg coll.)



*rugulosipennis* Haag-Rutenberg, 1871a: 98

**Type data.** Syntypes (Munich Museum – Haag-Rutenberg coll.)

*rugulosus* (Solier, 1843: 93) *Phanerotomea* [Haag-Rutenberg, 1871b: 49]

**Type data.** Holotype (Paris Museum)

= *Psammodes exilis* Péringuey, 1899: 280 [syn. by Péringuey (1904: 297)]

**Type data.** Syntypes (Cape Museum)

**Notes.** Interpreted as a synonym of *Psammodes caraboides* Haag-Rutenberg, 1871 by Gebien (1937a); however, no justification was provided. It is unclear if Gebien (1937a) was aware of Péringuey's (1904) interpretation. A detailed morphological investigation of the type material is needed to resolve the status of these species. Presently, this catalogue favours the older interpretation of Péringuey (1904).

*rusticus* Péringuey, 1899: 270

**Type data.** Syntypes (Cape Museum)

*scaber* (Fabricius, 1775: 251) *Pimelia* [Haag-Rutenberg, 1871a: 109]

**Type data.** Holotype (British Museum)

*scabratus scabratus* (Solier, 1843: 74) *Moluris* [Haag-Rutenberg, 1871a: 110]

**Type data.** Holotype (Warsaw Museum – Dupont collection)

*scabratus gariiepinus* Koch, 1953c: 5

**Type data.** Holotype (Ditsong Museum) and paratypes (Cape Museum, Ditsong Museum)

*scabriusculus* Haag-Rutenberg, 1871a: 98

**Type data.** Syntypes (Brussels Museum)

*schultzei* Peinguey, 1908: 408

**Type data.** Holotype (Cape Museum)

*segnis* Haag-Rutenberg, 1871a: 71, in key

**Type data.** Syntypes (Vienna Museum)

**Notes.** A detailed morphological description was provided by Haag-Rutenberg (1871b: 49).

*sellatus sellatus* Haag-Rutenberg, 1875: 72

**Type data.** Syntypes (Munich Museum – Haag-Rutenberg coll.)

*sellatus uriai* Koch, 1953b: 75

**Type data.** Holotype (Ditsong Museum)

*semipilosus* Haag-Rutenberg, 1871a: 80

**Type data.** Syntypes (Geneva Museum)

= *Psammodes approximans* Péringuey, 1899: 270 [syn. by Gebien (1937a: 765)]

**Type data.** Holotype (Cape Museum)

*semivillosus* Haag-Rutenberg, 1871a: 80

**Type data.** Syntypes (Munich Museum – Haag-Rutenberg coll.)

*setipennis* Haag-Rutenberg, 1871a: 107

**Type data.** Syntypes (Munich Museum – Haag-Rutenberg coll.)

*solitarius* Péringuey, 1899: 273

**Type data.** Holotype (Cape Museum)

*spiculosus* Haag-Rutenberg, 1871a: 111

**Type data.** Holotype (Munich Museum – Haag-Rutenberg coll.)  
= *Psammodes karrooensis* Péringuey, 1899: 267 [syn. by Gebien (1937a: 760)]

**Type data.** Syntypes (Cape Museum)

*spinosus* Haag-Rutenberg, 1871a: 62, in key

**Type data.** Holotype (Cape Museum)

**Notes.** A detailed morphological description was provided by Haag-Rutenberg (1871b: 40).

*splendens* Haag-Rutenberg, 1871a: 73, in key

**Type data.** Syntypes (British Museum, Munich Museum – Haag-Rutenberg coll.)

**Notes.** A detailed morphological description was provided by Haag-Rutenberg (1871b: 61).

*steinhelli* Haag-Rutenberg, 1878: 91

**Type data.** Holotype (Munich Museum – Haag-Rutenberg coll.)

*striatopilosus* Haag-Rutenberg, 1871a: 90

**Type data.** Syntypes (Geneva Museum)

*subaeneus* Harold, 1878: 106

**Type data.** Holotype (Munich Museum)

*subcostatus* (Solier, 1843: 88) *Phanerotomea* [Haag-Rutenberg, 1871b: 46]

**Type data.** Holotype (British Museum)

*subgranulatus* Haag-Rutenberg, 1871a: 78

**Type data.** Syntypes (Cape Museum, Munich Museum – Haag-Rutenberg coll.)

*tenuipes* (Fähræus, 1870: 273) *Hypomelus* [Haag-Rutenberg, 1871b: 47]

**Type data.** Holotype (Cape Museum)

*timarchoides* Haag-Rutenberg, 1871a: 79

**Type data.** Holotype (Munich Museum – Haag-Rutenberg coll.)

*togatus* Koch, 1953c: 10

**Type data.** Holotype (Ditsong Museum) and paratypes (Ditsong Museum, Lund University)

*tomentosus* (Solier, 1843: 73) *Moluris* [Haag-Rutenberg, 1871a: 93]

**Type data.** Holotype (Paris Museum)

*trachysceloides* Haag-Rutenberg, 1871a: 72, in key

**Type data.** Syntypes (British Museum, Munich Museum – Haag-Rutenberg coll.)

**Notes.** A detailed morphological description was provided by Haag-Rutenberg (1871b: 55).

*transvaalensis* Haag-Rutenberg, 1875: 81

**Type data.** Syntypes (British Museum, Munich Museum – Haag-Rutenberg coll.)

= *Psammodes laetulus* Péringuey, 1899: 278 [syn. by Gebien (1937a: 766)]

**Type data.** Syntypes (Cape Museum)

*tricostatus* (Fähræus, 1870: 273) *Hypomelus* [Haag-Rutenberg, 1871b: 48]

**Type data.** Syntypes (Naturhistoriska riksmuseet)

= *Psammodes mendax* Péringuey, 1899: 283 [syn. by Gebien (1937a: 766)]

**Type data.** Holotype (Cape Museum)

= *Psammodes praestans* Péringuey, 1899: 282 [syn. by Péringuey (1904: 297)]

**Type data.** Syntypes (Cape Museum)

**Notes.** Interpreted as a synonym of *Hypomelus tenuipes* Fähræus, 1870 by Gebien (1937a); however, no justification was provided. It is not clear if Gebien (1937a) was aware of Péringuey's (1904) interpretation. A detailed morphological investigation of the type material of *tenuipes*, *tricostatus*, and its synonyms, is needed in order to resolve the status of these species. Presently, this catalogue favours the older interpretation of Péringuey (1904).

*tristis* Fähræus, 1870: 269

**Type data.** Syntypes (Naturhistoriska riksmuseet)

*tuberculipennis* Haag-Rutenberg, 1871a: 60, in key

**Type data.** Holotype (British Museum)

**Notes.** A detailed morphological description was provided by Haag-Rutenberg (1871b: 31).

= *Psammodes interventor* Péringuey, 1908: 410 [syn. by Péringuey (1908: 504) in erratum of the original work]

**Type data.** Holotype (Cape Museum)

**Notes.** Gebien (1937a) treated *tuberculipennis* and *interventor* as two independent species; however, no comments were provided. It is possible that Gebien missed Péringuey's (1908) erratum. A detailed investigation of the type specimens is needed to solve this taxonomic problem. Presently, this catalogue favours the older interpretation of Péringuey (1908).

*tumidipennis* Haag-Rutenberg, 1871a: 88

**Type data.** Syntypes (Geneva Museum, Warsaw Museum – Dohrn coll.)

*undulatus* Haag-Rutenberg, 1871a: 102

**Type data.** Holotype (Munich Museum – Haag-Rutenberg coll.)

*uniformis uniformis* Haag-Rutenberg, 1871a: 88

**Type data.** Holotype (Munich Museum – Haag-Rutenberg coll.)

*uniformis litoralis* Koch, 1953c: 7

**Type data.** Holotype (Cape Museum) and paratypes (Ditsong Museum, Lund University, McGregor Museum, Rhodes University)

*uniformis rugigaster* Koch, 1953c: 7

**Type data.** Holotype (Cape Museum) and paratypes (Cape Museum, Ditsong Museum, Stellenbosch University, Lund University)

*validus* Kratz, 1897: 48

**Type data.** Holotype (Berlin Museum)

*velutinus* Haag-Rutenberg, 1871a: 87

**Type data.** Syntypes (Vienna Museum)

*ventricosus* Fähræus, 1870: 264

**Type data.** Syntypes (Naturhistoriska riksmuseet)

*vialis tuberculifer* Haag-Rutenberg, 1871a: 60, in key

**Type data.** Syntypes (Munich Museum – Haag-Rutenberg coll.)

**Notes.** A detailed morphological description was provided by Haag-Rutenberg (1871b: 31).

*vialis vialis* (Burchell, 1822: 305) *Moluris* [Gebien, 1937a: 760]

**Type data.** Syntypes (Oxford University – Burchell coll.)

= *Moluris pierreti* Amyot, 1835: 129 [syn. by Gebien (1937a: 760)]

**Type data.** Syntypes (Paris Museum)

*villosotriatus* Haag-Rutenberg, 1871a: 87

**Type data.** Holotype (Munich Museum – Haag-Rutenberg coll.)

*villosulus* Haag-Rutenberg, 1871a: 81

**Type data.** Syntypes (Munich Museum – Haag-Rutenberg coll.)

*vittatus* (Solier, 1843: 113) *Trachynotus* [Haag-Rutenberg, 1871a: 85]

**Type data.** Holotype (Paris Museum)

*volvulus* Haag-Rutenberg, 1871a: 68, in key

**Type data.** Holotype (Naturhistoriska riksmuseet)

**Notes.** A detailed morphological description was provided by Haag-Rutenberg (1871b: 37).

= *Psammodes adventitus* Péringuey, 1899: 299 [syn. by Péringuey, (1904: 297)]

**Type data.** Holotype (Cape Museum)

*zschokkei* Koch, 1953b: 84

**Type data.** Holotype (Ditsong Museum) and paratypes (Cape Museum, Ditsong Museum)

### Genus *Psammophanes* Lesne, 1922: 689

**Type species.** *Moluris catenata* Reiche, 1850 (by original designation)

**Notes.** Originally described as a subgenus of *Psammodes*, and elevated to the generic level by Koch (1953a).

### Subgenus *Psammolophus* Koch, 1953a: 154

**Type species.** *Psammodes acuticosta* Fairmaire, 1884 (by original designation)

*acuticosta* (Fairmaire, 1884: LXXIV) *Psammodes* [Koch, 1953a: 155]

**Type data.** Syntypes (Basel Museum, Cape Museum)

*lomii* (Gridelli, 1939b: 230) *Psammodes* [Koch, 1953a: 155]

**Type data.** Syntypes (Trieste Museum)

### Subgenus *Psammophanes* Lesne, 1922: 689

**Type species.** *Moluris catenata* Reiche, 1850 (by original designation)

*angulicauda* (Lesne, 1922: 691) *Psammodes* [Lesne, 1922: 691]

**Type data.** Syntypes (Paris Museum)

*antinorii* (Gridelli, 1939b: 234) *Psammodes* comb. n.

**Type data.** Syntypes (Trieste Museum)

**Notes.** This species was unknown to Koch (1953a). Included here within the subgenus *Psammophanes* based on its close affiliation to *raffrayi* (see Gridelli 1939b).

*beccarii beccarii* (Gridelli, 1939a: 105) *Psammodes* [Gridelli, 1939a: 105]

**Type data.** Holotype (Vienna Museum) and paratype (Monaco Museum)

*beccarii sudanicus* Koch, 1953a: 169

**Type data.** Holotype (Ditsong Museum) and paratypes (Basel Museum, Ditsong Museum, Munich Museum)

*borosi* Koch, 1953a: 173

**Type data.** Holotype (Brussels Museum) and paratypes (Basel Museum, Brussels Museum, Budapest Museum, Ditsong Museum)

*castanopterus* (Haag-Rutenberg, 1875: 69) *Amiantus* [Gebien 1937a: 763]

**Type data.** Syntypes (British Museum, Munich Museum – Haag-Rutenberg coll.)

*catenatus* (Reiche, 1850: 366) *Moluris* [Lesne, 1922: 692]

**Type data.** Holotype (Paris Museum)

= *Psammodes abyssinicus* Haag-Rutenberg, 1871b: 32 [syn. by Koch (1953a: 171)]

**Type data.** Syntypes (Munich Museum, Warsaw Museum)

*camiadei* Robiche, 2013: 157

**Type data.** Holotype (Paris Museum) and paratypes (Paris Museum, Gérard Robiche collection)

*densepunctatus* Koch, 1953a: 158

**Type data.** Holotype (Munich Museum) and paratypes (Ditsong Museum, Munich Museum)

*duodecimcostatus* (Lesne, 1922: 693) *Psammodes* [Lesne, 1922: 693]

**Type data.** Syntypes (Paris Museum)

**Notes.** Originally described as a subspecies of *catenatus*; status elevated by Koch (1953a).

*granuliger* Koch, 1953a: 160

**Type data.** Holotype (Ditsong Museum) and paratypes (Basel Museum, Ditsong Museum)

*gridellii gridellii* Koch, 1953a: 164

**Type data.** Holotype (Munich Museum)

*gridellii microsetosus* Koch, 1953a: 165

**Type data.** Holotype (Munich Museum)

*gurannicus* (Lesne, 1922: 694) *Psammodes* [Lesne, 1922: 694]

**Type data.** Holotype (Paris Museum)

*impressiventris* (Fairmaire, 1897: 115) *Psammodes* [Gebien, 1937a: 762]

**Type data.** Holotype (Basel Museum)

*kilimandjarus* Koch, 1953a: 174

**Type data.** Holotype (Paris Museum) and paratypes (Munich Museum)  
*leakeyi* Koch, 1953a: 171

**Type data.** Holotype (Kenya Museum) and paratypes (Ditsong Museum)  
*mirei* (Pierre, 1979: 7) *Psammodes* comb. n.

**Notes.** Originally described as *Psammodes (Psammophanes) mirei*. According to the original description, this species is allied to *Psammophanes (Psammophanes) naivashanus* (Lesne, 1922). Based on this information, *P. mirei* is hereby included within subgenus *Psammophanes*.

**Type data.** Holotype and paratypes (Paris Museum)  
*nairobiensis* Koch, 1953a: 173

**Type data.** Holotype (Royan Brussels) and paratypes (Basel Museum, Brussels Museum, Budapest Museum, Ditsong Museum, Munich Museum, Kenya Museum)

*naivashanus* (Lesne, 1922: 690) *Psammodes* [Lesne, 1922: 690]

**Type data.** Syntypes (Budapest Museum, Paris Museum)

*pilosiusculus ecostatus* (Lesne, 1922: 691) *Psammodes* [Lesne, 1922: 691]

**Type data.** Syntypes (Paris Museum)

*pilosiusculus pilosiusculus* (Gebien, 1913: 60) *Psammodes* [Gebien, 1937a: 763]

**Type data.** Holotype (Munich Museum) and paratypes (Basel Museum, Budapest Museum, Munich Museum, Tervuren Museum)

*pilosiusculus ruandanus* Koch, 1953a: 168

**Type data.** Holotype (Tervuren Museum)

*plicatoides* Koch, 1953a: 164

**Type data.** Holotype and paratype (Kenya Museum)

*plicatus aethiopicus* Koch, 1953a: 162

**Type data.** Holotype (Munich Museum)

*plicatus multilineatus* Koch, 1953a: 161

**Type data.** Holotype (Kenya Museum) and paratypes (Basel Museum, Budapest Museum, Munich Museum, Kenya Museum)

*plicatus plicatus* (Gerstaecker, 1871: 59) *Phrynocolus* [Koch, 1953a: 160]

**Type data.** Syntypes (Berlin Museum)

*plicatus sulcatus* (Gebien 1910b, replacement name) *Psammodes* [Lesne, 1922: 694]

= *Psammodes plicipennis* Fairmaire, 1891b: CCXCIII [junior primary homonym of *Psammodes plicipennis* Gemminger, 1870: 1899]

**Type data.** Holotype (Paris Museum)

*praetenuis praetenuis* Koch, 1953a: 163

**Type data.** Holotype (Munich Museum) and paratypes (Basel Museum, Budapest Museum, Ditsong Museum, Munich Museum)

*praetenuis subtomentosus* Koch, 1953a: 163

**Type data.** Holotype (Munich Museum) and paratypes (Budapest Museum, Munich Museum)

*pyriformis* (Gridelli, 1939b) *Psammodes* [Koch, 1953a: 171]

**Type data.** Syntypes (Trieste Museum)

*raffrayi pseudocatenatus* Koch, 1953a: 167

**Type data.** Holotype (Ditsong Museum) and paratypes (Basel Museum, Budapest Museum, Ditsong Museum, Munich Museum)

*raffrayi raffrayi* (Lesne, 1922: 694) *Psammodes* [Lesne, 1922: 694]

**Type data.** Syntypes (Paris Museum)

*rubrolineatus* (Lesne, 1922: 693) *Psammodes* [Lesne, 1922: 693]

**Type data.** Syntypes (Basel Museum)

*sexcostatus* (Gerstäcker, 1884: 54) *Phrynocolus* [Lesne, 1922: 691]

**Type data.** Holotype (Berlin Museum)

*somalicus* Koch, 1953a: 158

**Type data.** Holotype (Munich Museum) and paratype (Ditsong Museum)

*terrenus crassecostatus* Koch, 1953a: 175

**Type data.** Holotype (Tervuren Museum) and paratypes (Budapest Museum, Ditsong Museum)

*terrenus rugilineatus* Koch, 1953a: 176

**Type data.** Holotype (Tervuren Museum) and paratypes (National Museums of Kenya)

*terrenus terrenus* (Lesne, 1922: 694) *Psammodes* [Lesne, 1922: 694]

**Type data.** Holotype (Paris Museum)

*vagecostatus* (Fairmaire, 1882b: L) *Psammodes* [Koch 1953a: 169]

**Type data.** Holotype (Paris Museum)

**Notes.** Treated as a synonym of *Amiantus castanopterus* Haag-Rutenberg, 1875 by Gebien (1937a); however, this interpretation was not accepted by more recent reviewers (e.g., Koch 1953a: 169).

### Subgenus *Psammophrynopsis* Koch, 1953a: 157

**Type species.** *Phrynocolus frommi* Wilke, 1921 (by original designation)

*frommi* (Wilke, 1921: 169) *Phrynocolus* [Koch, 1953a: 157]

**Type data.** Syntypes (Berlin Museum)

### Subgenus *Psammophrynus* Koch, 1953a: 146

**Type species.** *Psammophanes* (*Psammophrynus*) *jokli* Koch, 1953 (by original designation)

*jokli* Koch, 1953a: 152

**Type data.** Holotype (Brussels Museum) and paratypes (Budapest Museum, Brussels Museum, Ditsong Museum, Munich Museum)

*penicillatus penicillatus* Koch, 1953a: 153

**Type data.** Holotype (Tervuren Museum)

*penicillatus piacatus* Koch, 1953a: 154

**Type data.** Holotype (Tervuren Museum)  
*pocillator* Koch, 1953a: 153

**Type data.** Holotype (Tervuren Museum)

### Subgenus *Psammostretus* Koch, 1953a: 145

**Type species.** *Psammodes bisbicosatus* Gebien, 1910 (by original designation)

*bisbicosatus bisbicosatus* (Gebien, 1910a: 153) *Psammodes* [Koch, 1953a: 147]

**Type data.** Syntypes (Basel Museum, Tervuren Museum)

*bisbicosatus leleupi* Koch, 1953a: 148

**Type data.** Holotype (Brussels Museum) and paratypes (Basel Museum, Budapest Museum, Ditsong Museum, Tervuren Museum)

*circumscriptus* Koch, 1953a: 151

**Type data.** Holotype (Cape Museum) and paratypes (Basel Museum, Brussels Museum, Budapest Museum, Ditsong Museum)

*erectepilosus erectepilosus* Koch, 1953a: 150

**Type data.** Holotype (Tervuren Museum) and paratypes (Ditsong Museum, Tervuren Museum)

*erectepilosus tanganyikanus* Koch, 1953a: 150

**Type data.** Holotype (Munchen Museum)

*maculicollis* Koch, 1953a: 150

**Type data.** Holotype (Brussels Museum) and paratypes (Basel Museum, Budapest Museum, Ditsong Museum, Tervuren Museum)

*neavei* (Gebien, 1910a: 153) *Psammodes* [Koch, 1953a: 149]

**Type data.** Syntypes (Basel Museum, Tervuren Museum)

*punctipilus* Koch, 1953a: 149

**Type data.** Holotype (Brussels Museum) and paratype (Tervuren Museum)

*prosodoides* (Gebien, 1910a: 153) *Psammodes* [Koch, 1953a: 151]

**Type data.** Syntypes (Basel Museum, Cape Museum, Tervuren Museum)

### Subgenus *Psammotyriopsis* Koch, 1953a: 144

**Type species.** *Psammophanes* (*Psammotyriopsis*) *bredoi* Koch, 1953 (by original designation)

*bredoi* Koch, 1953a: 144

**Type data.** Holotype (Budapest Museum) and paratype (Budapest Museum, Royal Bruxelles)



**Subgenus *Somalarabes* Koch, 1953a: 155**

**Type species.** *Psammodes gracilentus* Fairmaire, 1882 (by original designation)

*ahlmedoensis* Koch, 1969: 31

**Type data.** Holotype and paratypes (Munich Museum)

*arabicus* (Gebien, 1938: 58, in Schuster & Gebien, 1938) *Psammodes* [Koch, 1953a: 155]

**Type data.** Syntypes (Hamburg University)

*benardellii* Koch, 1965: 126

**Type data.** Holotype (Milan Museum)

*gracilentus* (Fairmaire, 1882a: 69) *Psammodes* [Koch, 1953a: 156]

**Type data.** Syntypes (Paris Museum)

*hemmingi* Koch, 1969: 25

**Type data.** Holotype (Munich Museum) and paratypes (Ditsong Museum)

*nogalus* Koch, 1962c: 242

**Type data.** Holotype (Milan Museum)

**Genus *Psammotyria* Koch, 1953a: 137**

**Type species.** *Psammodes ertli* Kolbe, 1904 (by original designation)

**Notes.** Originally described as a subgenus of *Psammodes*. Elevated to generic level by Koch (1955).

*attenuatus attenuatus* (Fairmaire, 1887: 180) *Moluris* [Koch, 1953a: 142]

**Type data.** Holotype (Paris Museum)

= *Moluris tentyrioides* Fairmaire, 1891a: 249 [syn. by Koch 1953a: 142]

**Type data.** Holotype (Paris Museum)

*attenuatus magnophthalmus* (Koch, 1953a: 143) *Psammodes* [Koch, 1953a: 143]

**Type data.** Syntypes (Basel Museum, Ditsong Museum, Munich Museum)

*ertli ertli* (Kolbe, 1904: 301) *Psammodes* [Koch, 1955]

**Type data.** Syntypes (Basel Museum, Berlin Museum, Tervuren Museum)

*ertli punctativentris* (Koch, 1953a: 143) *Psammodes* [Koch, 1953a: 143]

**Type data.** Holotype (Budapest Museum)

*ertli spinosocostatus* (Kolbe, 1904: 302) *Psammodes* [Koch, 1955]

**Type data.** Syntypes (Berlin Museum)

*lateridens lateridens* (Fairmaire, 1887: 179) *Moluris* [Koch, 1953a: 143]

**Type data.** Holotype (Paris Museum)

*lateridens nyassicus* (Koch, 1953a: 143) *Psammodes* [Koch, 1953a: 143]

**Type data.** Holotype (Budapest Museum)

*quadriplacatus* (Gebien, 1910b: 159, replacement name) *Psammodes* [Koch, 1953a: 141]

= *Psammodes quadricostatus* Fairmaire, 1891b: CCXCIII [junior secondary homonym of *Hypomelus quadricostatus* Fähræus, 1870: 272]

**Type data.** Holotype (Paris Museum)

## Subtribe Oxurina Koch, 1955: 34

**Type genus.** *Oxura* Kirby, 1819

**Taxonomic diversity.** (8 gen., 63 spp.): *Decoriplus* (11 ssp.), *Miripronotum* (1), *Nami-bomodes* (4), *Oxura* (9), *Palpomodes* (4), *Pterostichula* (17), *Stenethmus* (11), *Synhimba* (6).

**Distribution.** The majority of species were described from Namibia. A small number of species of *Stenethmus* were described from the northern part of Tanzania, while some species of *Decoriplus* from Central Africa (Fig. 51).

## Genus *Decoriplus* Louw, 1979: 120

**Type species.** *Psammodes pictus* Haag-Rutenberg, 1871 (by original designation)  
*aequabilis* Louw, 1979: 125

**Type data.** Holotype (Ditsong Museum) and paratypes (Ditsong Museum and Windhoek Museum)

*clavus* Louw, 1979: 126

**Type data.** Holotype and paratypes (Ditsong Museum)

*convexus* Louw, 1979: 127

**Type data.** Holotype (Ditsong Museum)

*costimargo* Louw, 1979: 128

**Type data.** Holotype (Windhoek Museum) and paratypes (Budapest Museum, Cape Museum, Ditsong Museum, Windhoek Museum)

*discicollis* Louw, 1979: 130

**Type data.** Holotype and paratype (Ditsong Museum)

*granulimargo* Louw, 1979: 131

**Type data.** Holotype (Ditsong Museum) and paratypes (Ditsong Museum, Windhoek Museum)

*hamatus* Louw, 1979: 133

**Type data.** Holotype (British Museum) and paratypes (British Museum, New York Museum)

*hieroglyphicus* (Haag-Rutenberg, 1871a: 69, in key) *Psammodes* [Louw, 1979: 134]

**Type data.** Lectotype, designated by Louw (1979) (Naturhistoriska riksmuseet) and paralectotypes (Ditsong Museum, Naturhistoriska riksmuseet, Warsaw Museum)

**Notes.** A detailed morphological description was provided by Haag-Rutenberg (1871b: 81).

*humerus* Louw, 1979: 136

**Type data.** Holotype (Ditsong Museum) and paratypes (British Museum, Ditsong Museum, Paris Museum, Windhoek Museum)

*pictus* (Haag-Rutenberg, 1871a: 69, in key) *Psammodes* [Louw, 1979: 122]

**Notes.** A detailed morphological description was provided by Haag-Rutenberg (1871b: 80).

**Type data.** Holotype (Naturhistoriska riksmuseet)  
*striatulus* Louw, 1979: 138

**Type data.** Holotype (Ditsong Museum) and paratypes (Budapest Museum, Ditsong Museum, Paris Museum, Windhoek Museum)

### Genus *Miripronotum* Louw, 1979: 118

**Type species.** *Miripronotum prominoculatum* Louw, 1979 (by original designation)  
*prominoculatum* Louw, 1979: 119

**Type data.** Holotype and paratypes (Windhoek Museum)

### Genus *Namibomodes* Koch, 1952: 223

**Type species.** *Psammodes serrimargo* Gebien, 1938 (by original designation)

*maculicollis* Koch, 1962b: 111

**Type data.** Holotype (Ditsong Museum) and paratypes (Basel Museum, Budapest Museum, Ditsong Museum)

*rubra* Koch, 1962b: 112

**Type data.** Holotype and paratype (Ditsong Museum)

*serrimargo* (Gebien, 1938a: 86) *Psammodes* [Koch, 1952: 221]

**Type data.** Syntypes (Basel Museum, Bremen Museum, Cape Museum)

*zarcoi* Koch, 1962b: 110

**Type data.** Holotype (Ditsong Museum) and paratypes (Budapest Museum, Ditsong Museum)

### Genus *Oxura* Kirby, 1819: 413

**Type species.** *Oxura setosa* Kirby, 1819 (by monotypy)

= *Oxyura* Agassiz, 1846: 267 [junior homonym of *Oxyura* Bonaparte, 1831 (Aves: Anatidae)]

**Type species.** *Oxura setosa* Kirby, 1819 (by monotypy)

**Notes.** Unjustified emendation of *Oxura* Kirby, 1819.

*connexa* (Haag-Rutenberg, 1871a: 46, in key) *Psammodes* [Louw, 1979: 159]

**Type data.** Holotype (Paris Museum) and paratypes (Cape Museum, Paris Museum)

**Notes.** A detailed morphological description was provided by Haag-Rutenberg (1871b: 35).

*femoralis* Haag-Rutenberg, 1871b: 111

**Type data.** Lectotype, designated by Louw (1979) and paralectotype (Munich Museum)

*margoabsoluta margoabsoluta* Louw, 1979: 164

**Type data.** Holotype (Ditsong Museum) and paratypes (Ditsong Museum, Windhoek)

*margoabsoluta puncticollis* Louw, 1979: 165

**Type data.** Holotype (Windhoek Museum) and paratypes (Pretoria University, Windhoek Museum)

*punctipennis* Haag-Rutenberg, 1871b: 111

**Type data.** Lectotype, designated by Louw (1979) (British Museum)

*rufotibiata rufotibiata* Louw, 1979: 167

**Type data.** Holotype (Windhoek Museum) and paratypes (Ditsong Museum and Windhoek Museum)

*rufotibiata planipennata* Louw, 1979: 168

**Type data.** Holotype and paratypes (Windhoek Museum)

*setosa* Kirby, 1819: 414

**Type data.** Lectotype, designated by Louw (1979) (Geneva Museum) and paralectotype (British Museum)

*vestita* Solier, 1843: 119

**Type data.** Holotype (Torino Museum)

### Genus *Palpomodes* Koch, 1952: 223

**Type species.** *Psammodes physopterus* Gebien, 1920 (by monotypy)

**Notes.** Originally described as a subgenus of *Namibomodes*. Elevated to the generic level by Koch (1962b).

### Subgenus *Palpomodes* Koch, 1952: 223

**Type species.** *Psammodes physopterus* Gebien, 1920 (by monotypy)

*halophilus* (Koch, 1958:57) *Namibomodes* [Koch, 1958: 58]

**Type data.** Syntypes (Basel Museum, Budapest Museum, Ditsong Museum)

*physopterus angolensis* (Koch, 1958: 58) (*Namibomodes*) [Koch, 1958: 58]

**Type data.** Holotype (Ditsong Museum)

*physopterus physopterus* (Gebien, 1920) *Psammodes* [Koch, 1952: 223]

**Type data.** Holotype (Hamburg University – Michaelsen coll.)

### Subgenus *Pygmaeodes* Koch, 1952: 223

**Type species.** *Namibomodes rudebecki* Koch, 1952 (by monotypy)

**Notes.** Originally described as a subgenus of *Namibomodes*.

*rudebecki* (Koch, 1952: 223) *Namibomodes* [Koch, 1952: 223]

**Type data.** Holotype (Lund University)

### **Genus *Pterostichula* Koch, 1952: 224**

**Type species.** *Pterostichula* (*Pterostichula*) *calathoides* Koch, 1952 (by original designation)

### **Subgenus *Pterostichula* Koch, 1952: 224**

**Type species.** *Pterostichula* (*Pterostichula*) *calathoides* Koch, 1952 (by original designation)

*aridipaludis* Louw, 1979: 146

**Type data.** Holotype (Cape Museum) and paratype (Cape Museum, Windhoek)

*broomoides* Koch, 1952: 228

**Type data.** Holotype (Ditsong Museum) and paratypes (Cape Museum, Ditsong Museum)

*calathoides* Koch, 1952: 227

**Type data.** Holotype (Cape Museum) and paratypes (Agricultural Institute, Basel Museum, Budapest Museum, Cape Museum, Ditsong Museum)

*diaphana* Louw, 1979: 145

**Type data.** Holotype (Ditsong Museum) and paratypes (Budapest Museum, Ditsong Museum, Windhoek Museum)

*dubia* Louw, 1979: 141

**Type data.** Holotype (Windhoek Museum) and paratype (Cape Museum, Windhoek Museum)

*ellamariae* Koch, 1952: 229

**Type data.** Holotype (Ditsong Museum) and paratypes (Basel Museum, Budapest Museum, Cape Museum, Ditsong Museum, Munich Museum)

*infuscata* Koch, 1952: 227

**Type data.** Holotype (Ditsong Museum)

*kung* Koch, 1952: 229

**Type data.** Holotype and paratype (Ditsong Museum)

*namaqua* Koch, 1952: 228

**Type data.** Holotype (Ditsong Museum)

*quarzophila* Koch, 1952: 227

**Type data.** Holotype (Ditsong Museum) and paratypes (Ditsong Museum, Munich Museum)

*solitudo* Louw, 1979: 147

**Type data.** Holotype (Windhoek Museum) and paratype (Cape Museum, Windhoek Museum)

**Subgenus *Ripicolodes* Koch, 1952: 225**

**Type species.** *Pterostichula (Ripicolodes) misanthropa* Koch, 1952 (by original designation)

*arenicola* Koch, 1952: 232

**Type data.** Holotype (Ditsong Museum)

*frontalis* Koch, 1952: 232

**Type data.** Holotype (Ditsong Museum)

*misanthropia misanthropa* Koch, 1952: 231

**Type data.** Holotype (Ditsong Museum) and paratypes (Cape Museum, Ditsong Museum, Munich Museum)

*misanthropia kunenensis* Koch, 1952: 231

**Type data.** Holotype and paratype (Ditsong Museum)

*omurambestris* Koch, 1952: 230

**Type data.** Holotype (Ditsong Museum)

*parvicollis* Louw, 1979: 153

**Type data.** Holotype (Ditsong Museum) and paratypes (Cape Museum, Ditsong Museum, Windhoek Museum)

**Genus *Stenethmus* Gebien, 1937b: 41**

**Type species.** *Psammodes tentyriiniiformis* Hesse, 1935 (by original designation)

**Notes.** Classified within Tentyriini by Ferrer (2004b); however, no justification for this interpretation was proposed.

*borealis* Kaszab, 1972: 231

**Type data.** Holotype (Budapest Museum)

*impuncticollis* Gebien, 1937b: 42

**Type data.** Holotype and paratype (Basel Museum)

*massaicus* Kaszab, 1972: 231

**Type data.** Holotype (Budapest Museum)

*orientalis* Kaszab, 1972: 232

**Type data.** Holotype (Budapest Museum)

*poggii* Ferrer, 2004b: 513

**Type data.** Holotype (Geneva Museum)

*punctipleuris* Kaszab, 1972: 233

**Type data.** Holotype and paratype (Budapest Museum)

*punctiventris* Genien, 1937b: 43

**Type data.** Syntypes (Basel Museum)

*rhodesianus* Kaszab, 1972: 232

**Type data.** Holotype (Budapest Museum)

*szunyogyhi* Kaszab, 1972: 230

**Type data.** Holotype and paratype (Budapest Museum)

*tentyriiformis tentyriiformis* (Hesse, 1935: 546) *Psammodes* [Gebien, 1937b: 41]

**Type data.** Holotype (Ditsong Museum) and paratypes (Cape Museum, Ditsong Museum)

*tentyriiformis septentrionalis* Gebien, 1937b: 44

**Type data.** Syntypes (Basel Museum, Budapest Museum)

## Genus *Synhimba* Koch, 1952: 216

**Type species.** *Psammodes cordiformis* Haag-Rutenberg, 1871 (by original designation)

*cordiforme* (Haag-Rutenberg, 1871a: 62, in key) *Psammodes* [Koch, 1952: 219]

**Type data.** Syntypes (Naturhistoriska riksmuseet)

**Notes.** A detailed morphological description was provided by Haag-Rutenberg (1871b: 77).

*hyalinum hyalinum* Koch, 1952: 220

**Type data.** Holotype (Ditsong Museum) and paratypes (Basel Museum, Budapest Museum, California Academy, Ditsong Museum, Munich Museum)

*hyalinum ovambo* Koch, 1952: 220

**Type data.** Holotype (Ditsong Museum) and paratypes (Basel Museum, California Academy, Ditsong Museum, Munich Museum)

*melancholica* (Haag-Rutenberg, 1871a: 69, in key) *Psammodes* [Koch, 1952: 218]

**Type data.** Holotype (Munich Museum – Haag-Rutenberg coll.)

**Notes.** A detailed morphological description was provided by Haag-Rutenberg (1871b:79).

*pruinsum* Koch, 1952: 219

**Type data.** Holotype (Ditsong Museum) and paratypes (Barcelona Museum, Basel Museum, British Museum, Budapest Museum, Ditsong Museum, Munich Museum)

*sculpturatum* (Haag-Rutenberg, 1871a: 62, in key) *Psammodes* [Koch, 1952: 219]

**Type data.** Holotype (Munich Museum – Haag-Rutenberg coll.)

**Notes.** A detailed morphological description was provided by Haag-Rutenberg (1871b: 78).

## Subtribe *Phanerotomeina* Koch, 1958: 58

**Type genus.** *Phanerotomea* Koch, 1958 [junior objective synonym proposed of *Ocnodes*]

**Taxonomic diversity.** (5 gen., 177 spp.): *Huilamus* (1 sp.), *Ocnodes* (149), *Psammoryssus* (1), *Stridulomus* (1), *Tarsocnodes* (25).

**Distribution.** Widely distributed in the southern part of the Afrotropical Realm. Only two species, *Ocnodes gridellii* (Koch, 1960) and *O. humerangula* (Koch, 1952), were described north from the equator. None of the known species were reported from the Eastern Cape (Fig. 51).

**Genus *Huilamus* Koch, 1953b: 79****Type species.** *Huilamus welwitschi* Koch, 1953 (by original designation)*welwitschi* Koch, 1953b: 80**Type data.** Holotype (Ditsong Museum) and paratypes (British Museum, Ditsong Museum, Munich Museum)**Genus *Ocnodes* Fähræus, 1870: 270****Type species.** *Ocnodes scrobicollis* Fähræus, 1870 (**here designated**)**Subgenus *Chiliarchum* Koch, 1954b: 263****Type species.** *Moluris (Phanerotoma) bertolonii* Guérin-Méneville, 1844 (by original designation)*arnoldi arnoldi* (Koch, 1952: 313) *Phanerotomea* comb. n.**Type data.** Holotype (Ditsong Museum) and paratypes (Ditsong Museum, Durban Museum, Rhodesia Museum)*arnoldi sabianus* (Koch, 1952: 314) *Phanerotomea* comb. n.**Type data.** Holotype (Ditsong Museum)*bertolonii* (Guérin-Méneville, 1844: 148) *Moluris* [Koch, 1952: 314], comb. n.**Type data.** Syntypes (Paris Museum)**Notes.** While describing this species, Guérin-Méneville (1844) used two forms of the name: *bertolinii* and *bertolonii*. Bertoloni (1849), the first reviewer, selected the second one.*freyi* (Koch, 1952: 316) *Phanerotomea* comb. n.**Type data.** Holotype (Ditsong Museum)*guerini guerini* (Haag-Rutenberg, 1871a: 71, in key) *Psammodes* [Koch, 1952: 314], comb. n.**Type data.** Syntypes (Geneva Museum)**Notes.** A detailed morphological description was provided by Haag-Rutenberg (1871b: 82).*guerini lawrencii* (Koch, 1954b: 265) *Phanerotomea* comb. n.**Type data.** Holotype (Cape Museum) and paratypes (Cape Museum)*guerini mancus* (Koch 1954b: 264) *Phanerotomea* comb. n.**Type data.** Holotype (Maputo Museum)*junodi* (Péringuey, 1899: 275) *Psammodes* [Koch, 1952: 314], comb. n.**Type data.** Holotype (Cape Museum)= *Psammodes junodi* Fairmaire, 1899a: 179 [syn. by Péringuey (1904: 297)]**Type data.** Holotype (Paris Museum)



**Subgenus *Ocnodes* Fähræus, 1870: 270**

**Type species.** *Ocnodes scrobicollis* Fähræus, 1870 (here designated)

**Notes.** This genus-group name was treated as a synonym of *Psammodes* (see Champion 1895: 81, Gebien 1910b: 154), and later as a subgenus of that genus (e.g., Gebien 1937a). Subsequently, Koch (1958) included the majority of *Ocnodes* (sensu Gebien, 1937a: 769) species (including the newly designated type species) within *Phanerotomea*. However, the synonymy between *Ocnodes* and *Phanerotomea* was never officially proposed.

= *Phanerotoma* Solier, 1843: 82 [junior homonym of *Phanerotoma* Wesmael 1838: 695 (Insecta: Hymenoptera)]

= *Phanerotomea* Koch, 1958: 58, syn. n., replacement name

**Type species.** *Phanerotoma elongatum* Solier, 1843 (by original designation)

*acuductus acuductus* (Ancey, 1883: 118) *Psammodes* comb. n.

**Type data.** Syntypes (Paris Museum)

*acuductus ufipanus* (Koch, 1952: 301) *Phanerotomea* comb. n.

**Type data.** Holotype (Munich Museum) and paratypes (Ditsong Museum, Munich Museum, Tervuren Museum)

*adamantinus* (Koch, 1952: 245) *Phanerotomea* comb. n.

**Type data.** Holotype (Cape Museum)

*argenteofasciatus* (Koch, 1953b: 82) *Phanerotomea* comb. n.

**Type data.** Holotype (Ditsong Museum)

*barbosai* (Koch, 1952: 317), comb. n.

**Type data.** Holotype (Ditsong Museum) and paratypes (Basel Museum, Cape Museum, Maputo Museum)

*basilewskyi* (Koch, 1952: 308), comb. n.

**Type data.** Holotype (Tervuren Museum)

*bellmarleyi* (Koch, 1952: 305), comb. n.

**Type data.** Holotype (Ditsong Museum) and paratypes (Basel Museum, British Museum, Cape Museum, Ditsong Museum, Durban Museum)

*benguelensis* (Koch, 1952: 276) *Phanerotomea* comb. n.

**Type data.** Holotype (Cape Museum) and paratype (Basel Museum, Cape Museum)

*blandus* (Koch, 1952: 291) *Phanerotomea* comb. n.

**Type data.** Holotype (Tervuren Museum) and paratypes (Basel Museum, Ditsong Museum, Tervuren Museum)

*brevicornis* (Haag-Rutenberg, 1875: 79) *Psammodes* comb. n.

**Type data.** Holotype (Munich Museum – Haag-Rutenberg coll.)

= *Psammodes rugicollis* Kolbe, 1883: 23 [syn. by Koch 1952: 295]

**Type data.** Syntypes (Berlin Museum)

*brunnescens brunnescens* (Haag-Rutenberg, 1871a: 72, in key) *Psammodes* comb. n.

**Type data.** Syntypes (Ditsong Museum, Munich Museum, Warsaw Museum, former Dohrn coll.)

**Notes.** A detailed morphological description was provided by Haag-Rutenberg (1871b: 65).

Type deposition information after Koch (1952).

*brunnescens molestus* (Haag-Rutenberg, 1875: 75) *Psammodes* comb. n.

**Type data.** Holotype (Munich Museum – Haag-Rutenberg coll.)

*buccinator* (Koch, 1952: 295) *Phanerotomea* comb. n.

**Type data.** Holotype (Brussels Museum) and paratypes (Basel Museum, Ditsong Museum, Brussels Museum, Tervuren Museum)

*bushmanicus* (Koch, 1952: 257) *Phanerotomea* comb. n.

**Type data.** Holotype (Ditsong Museum)

*carbonarius* (Gerstaecker, 1854: 532) *Phanerotomea* comb. n.

**Type data.** Syntypes (Berlin Museum)

*cardiopterus* (Fairmaire, 1888b: 259) *Psammodes* comb. n.

**Type data.** Syntypes (Leiden Museum)

*cataractus* (Koch, 1952: 290) *Phanerotomea* comb. n.

**Type data.** Holotype (Rhodesia Museum)

*cinerarius* (Koch, 1952: 272) *Phanerotomea* comb. n.

**Type data.** Holotype (Basel Museum) and paratype (Basel Museum, Ditsong Museum)

*complanatus* (Koch, 1952: 299) *Phanerotomea* comb. n.

**Type data.** Holotype (Royan Brussels) and paratypes (Basel Museum, Ditsong Museum, Brussels Museum)

*concinus* Fähræus, 1870

**Type data.** Syntypes (Geneva Museum)

**Notes.** Type deposition information after Haag-Rutenberg (1781b).

*confertus* (Koch, 1952: 275) *Phanerotomea* comb. n.

**Type data.** Holotype (Tervuren Museum) and paratypes (Basel Museum, Ditsong Museum, Tervuren Museum, Royal Museum)

*congruens* (Péringuey, 1899: 281) *Psammodes* comb. n.

**Type data.** Holotype (Cape Museum)

*cordiventris* (Haag-Rutenberg, 1871a: 74, in key) *Psammodes* comb. n.

**Type data.** Syntypes (Munich Museum – Haag-Rutenberg coll.)

**Notes.** A detailed morphological description was provided by Haag-Rutenberg (1871b: 71).

*crocodilinus* (Koch, 1952: 311) *Phanerotomea* comb. n.

**Type data.** Holotype (Ditsong Museum)

*dimorphus* (Koch, 1952: 297) *Phanerotomea* comb. n.

**Type data.** Holotype (Basel Museum) and paratypes (Basel Museum, Ditsong Museum)

*distinctus* (Haag-Rutenberg, 1871a: 62, in key) *Psammodes* comb. n.

**Type data.** Syntypes (Basel Museum, British Museum)

**Notes.** A detailed morphological description was provided by Haag-Rutenberg (1871b: 44).

*dolosus* (Péringuey, 1899: 291) *Psammodes* comb. n.

**Type data.** Holotype (Cape Museum)

*dorsocostatus* (Gebien, 1910a: 153) *Psammodes* comb. n.

**Type data.** Syntypes (Basel Museum, Tervuren Museum)

*dubiosus* (Péringuey, 1899: 287) *Psammodes* comb. n.

**Type data.** Holotype (Cape Museum)

*ejectus* (Koch, 1952: 239) *Phanerotomea* comb. n.

**Type data.** Holotype (Ditsong Museum) and paratypes (Basel Museum, Cornell University, Ditsong Museum)

*epronoticus* (Koch, 1952: 246) *Phanerotomea* comb. n.

**Type data.** Holotype (Cape Museum)

*erichsoni* (Haag-Rutenberg, 1871b: 63) *Psammodes* comb. n.

**Type data.** Syntypes (Munich Museum – Haag-Rutenberg coll.)

*ferreirae ferreirae* (Koch, 1952: 238) *Phanerotomea* comb. n.

**Type data.** Holotype (Ditsong Museum) and paratypes (Agricultural Institute, Basel Museum, British Museum, California Academy, Cape Museum, Ditsong Museum)

*ferreirae zulu* (Koch, 1952: 239) *Phanerotomea* comb. n.

**Type data.** Holotype (Ditsong Museum) and paratypes (Basel Museum, Durban Museum, Munich Museum)

*fettingi* (Haag-Rutenberg, 1875: 77) *Psammodes* comb. n.

**Type data.** Syntypes (Basel Museum)

**Notes.** Type deposition information after Koch (1952).

*fistucans* (Koch, 1952: 260) *Phanerotomea* comb. n.

**Type data.** Holotype and paratypes (Munich Museum – Haag-Rutenberg coll.)

*fraternus* (Haag-Rutenberg, 1875: 80) *Psammodes* comb. n.

**Type data.** Holotype (Munich Museum – Haag-Rutenberg coll.)

*freudei* (Koch, 1952: 303) *Phanerotomea* comb. n.

**Type data.** Holotype (Basel Museum) and paratypes (Basel Museum, Ditsong Museum)

*fulgidus* (Koch, 1952: 294) *Phanerotomea* comb. n.

**Type data.** Holotype (Brussels Museum) and paratype (Basel Museum, Brussels Museum, Ditsong Museum)

*funestus* (Haag-Rutenberg, 1871a: 72, in key) *Psammodes* comb. n.

**Type data.** Holotype (Munich Museum – Haag-Rutenberg coll.)

**Notes.** A detailed morphological description was provided by Haag-Rutenberg (1871b: 79).

*gemmeulus* (Koch, 1952: 287) *Phanerotomea* comb. n.

**Type data.** Holotype (Ditsong Museum) and paratypes (Basel Museum, Ditsong Museum)

*gibberosulus* (Péringuey, 1908: 407) *Psammodes* comb. n.

**Type data.** Syntypes (Cape Museum)

*gibbus* (Haag-Rutenberg, 1879: 292) *Psammodes* comb. n.

**Type data.** Syntypes (British Museum, Munich Museum – Haag-Rutenberg coll.) = *Psammodes integer* Péringuey 1899: 276 [syn. by Koch 1952: 309]

**Type data.** Holotype (Cape Museum)

*globosus* (Haag-Rutenberg, 1871a: 74, in key) *Psammodes* comb. n.

**Type data.** Holotype (Munich Museum – Haag-Rutenberg coll.)

**Notes.** A detailed morphological description was provided by Haag-Rutenberg (1871b: 73).

= *Psammodes myrmidon* Péringuey, 1899: 286 [syn. by Koch 1952: 255]

**Type data.** Holotype (Cape Museum)

*granisterna* (Koch, 1952: 266) *Phanerotomea* comb. n.

**Type data.** Holotype (Tervuren Museum) and paratypes (Basel Museum, Ditsong Museum, Tervuren Museum)

*granulosicollis* (Haag-Rutenberg, 1871a: 74, in key) *Psammodes* comb. n.

**Type data.** Holotype (British Museum)

**Notes.** A detailed morphological description was provided by Haag-Rutenberg (1871b: 77).

*gridellii* (Koch, 1960: 263) *Phanerotomea* comb. n.

**Type data.** Holotype and paratypes (Ditsong Museum)

*haemorrhoidalis haemorrhoidalis* (Koch, 1952: 310) *Phanerotomea* comb. n.

**Type data.** Holotype (Tervuren Museum) and paratypes (Basel Museum, Ditsong Museum, Munich Museum)

*haemorrhoidalis salubris* (Koch, 1952: 311) *Phanerotomea* comb. n.

**Type data.** Holotype (Tervuren Museum) and paratypes (Basel Museum, Ditsong Museum, Munich Museum, Tervuren Museum)

*heydeni* (Haag-Rutenberg, 1871a: 62, in key) *Psammodes* comb. n.

**Type data.** Syntypes (Basel Museum)

**Notes.** A detailed morphological description was provided by Haag-Rutenberg (1871b: 41).

*humeralis* (Haag-Rutenberg, 1871a: 62, in key) *Psammodes* comb. n.

**Type data.** Syntypes (Naturhistoriska riksmuseet)

**Notes.** A detailed morphological description was provided by Haag-Rutenberg (1871b: 39).

*humerangula* (Koch, 1952: 332) *Tarsocnodes* comb. n.

**Type data.** Holotype (Munich Museum – Haag-Rutenberg coll.)

*imbricatus* (Koch, 1952: 256) *Phanerotomea* comb. n.

**Type data.** Holotype (Basel Museum)

*imitator imitator* (Péringuey, 1899: 289) *Psammodes* comb. n.

**Type data.** Syntypes (Cape Museum)

**Notes.** Koch (1952) designated a variety named “*damara*” of the subspecies *imitator imitator*, expressly giving it infrasubspecific rank. Therefore, according to art. 45.6.4. of the ICZN (1999) it should not be treated as a subspecies.

*imitator invadens* (Koch, 1952: 241) *Phanerotomea* comb. n.

**Type data.** Holotype (Ditsong Museum) and paratypes (Basel Museum, Ditsong Museum)

*inflatus* (Koch, 1952: 275) *Phanerotomea* comb. n.

**Type data.** Holotype (Tervuren Museum) and paratypes (Basel Museum, Brussels Museum, Ditsong Museum, Tervuren Museum)

*janssensi* (Koch, 1952: 292) *Phanerotomea* comb. n.

**Type data.** Holotype (Brussels Museum) and paratypes (Basel Museum, Brussels Museum, Ditsong Museum)

*javeti* (Haag-Rutenberg, 1871a: 74, in key) *Psammodes* comb. n.

**Type data.** Syntypes (Munich Museum – Haag-Rutenberg coll.)

**Notes.** A detailed morphological description was provided by Haag-Rutenberg (1871b: 66).

*kulzeri* (Koch, 1952: 273) *Phanerotomea* comb. n.

**Type data.** Holotype (Cape Museum)

*lacustris* (Koch, 1952: 291) *Phanerotomea* comb. n.

**Type data.** Holotype (Brussels Museum) and paratypes (Ditsong Museum, Tervuren Museum)

*laevigatus* (Olivier, 1795: 15) *Pimelia* comb. n.

**Type data.** Syntypes (Paris Museum)

= *Pimelia marginata* Herbst, 1799: 54 [syn. by Haag-Rutenberg, 1871b: 59]

**Type data.** Syntypes (Berlin Museum)

= *Phanerotoma elongatum* Solier, 1843: 89 [syn. by Haag-Rutenberg, 1871b: 59]

**Type data.** Syntypes (Paris Museum)

*lanceolatus* (Koch, 1953a: 177) *Phanerotomea* comb. n.

**Type data.** Holotype (Museum Budapest)

*licitus* (Peringuey, 1899: 290) *Psammodes* comb. n.

**Type data.** Syntypes (Cape Museum)

*luctuosus* (Haag-Rutenberg, 1871a: 72, in key) *Psammodes* comb. n.

**Type data.** Holotype (Munich Museum)

**Notes.** A detailed morphological description was provided by Haag-Rutenberg (1871b: 66).

*luxuosus* (Koch, 1952: 276) *Phanerotomea* comb. n.

**Type data.** Holotype (Tervuren Museum), and paratypes (Basel Museum, Ditsong Museum, Tervuren Museum)

*maputoensis* (Koch, 1952: 244) *Phanerotomea* comb. n.

**Type data.** Holotype (Ditsong Museum) and paratypes (Basel Museum, Tervuren Museum)

*marginicollis* (Koch, 1952: 282) *Phanerotomea* comb. n.

**Type data.** Holotype (Cape Museum) and paratype (Ditsong Museum)

*martinsi* (Koch, 1952: 259) *Phanerotomea* comb. n.

**Type data.** Holotype (Munich Museum) and paratypes (Ditsong Museum, Munich Museum)

*melleus* (Koch, 1952: 248) *Phanerotomea* comb. n.

**Type data.** Holotype (Ditsong Museum) and paratypes (Basel Museum, Ditsong Museum, Munich Museum)

*mendicus estermanni* (Koch, 1952: 259) *Phanerotomea* comb. n.

**Type data.** Holotype (Basel Museum) and paratypes (Basel Museum, Ditsong Museum)

*mendicus mendicus* (Péringuey, 1899: 299) *Psammodes* comb. n.

**Type data.** Syntypes (Cape Museum)

*miles* (Péringuey, 1908: 408) *Psammodes* comb. n.

**Type data.** Holotype (Cape Museum)

*mimeticus* (Koch, 1952: 320) *Phanerotomea* comb. n.

**Type data.** Holotype (Ditsong Museum) and paratypes (Basel Museum, Ditsong Museum, Munich Museum)

*misolampoides* (Fairmaire, 1888b: 258) *Psammodes* comb. n.

**Type data.** Holotype (Leiden Museum)

*mixtus* (Haag-Rutenberg, 1871a: 74, in key) *Psammodes* comb. n.

**Type data.** Syntypes (British Museum)

**Notes.** A detailed morphological description was provided by Haag-Rutenberg (1871b: 73).

*monacha* (Koch, 1952: 267) *Phanerotomea* comb. n.

**Type data.** Holotype (Tervuren Museum) and paratypes (Basel Museum, Ditsong Museum, Tervuren Museum)

*montanus* (Koch, 1952: 283) *Phanerotomea* comb. n.

**Type data.** Holotype and paratype (Tervuren Museum)

*mozambicus* (Koch, 1952: 251) *Phanerotomea* comb. n.

**Type data.** Holotype (Basel Museum)

*muliebris curtus* (Koch, 1952: 286) *Phanerotomea* comb. n.

**Type data.** Holotype (Cape Museum) and paratypes (Basel Museum, Cape Museum, Ditsong Museum)

*muliebris muliebris* (Koch, 1952: 285) *Phanerotomea* comb. n.

**Type data.** Holotype (Ditsong Museum) and paratypes (Basel Museum, British Museum, Cape Museum, Ditsong Museum, Munich Museum)

*muliebris silvestris* (Koch, 1952: 286) *Phanerotomea* comb. n.

**Type data.** Holotype (Ditsong Museum)

*nervosus* (Haag-Rutenberg, 1871a: 74, in key) *Psammodes* comb. n.

**Type data.** Holotype (British Museum – Bates coll.)

**Notes.** A detailed morphological description was provided by Haag-Rutenberg (1871b: 75).

*notatum* (Thunberg, 1787: 48) *Sepidium* comb. n.

**Type data.** Holotype (Uppsala University)

*notaticollis* (Koch, 1952: 263) *Phanerotomea* comb. n.

**Type data.** Holotype (Tervuren Museum) and paratypes (Basel Museum, Ditsong Museum, Tervuren Museum)

*odorans* (Koch, 1952: 321) *Phanerotomea* comb. n.

**Type data.** Holotype (Ditsong Museum) and paratypes (Basel Museum, Budapest Museum, British Museum, California Academy, Ditsong Museum, Munich Museum)

*opacus* (Solier, 1843: 91) *Phanerotomea* comb. n.

**Type data.** Holotype (Warsaw Museum – Dupont collection)

*osbecki* (Billberg, 1815: 281) *Moluris* comb. n.

**Type data.** Lectotype, designated by Ferrer (1991) (Naturhistoriska riksmuseet)

= *Phanerotoma suturalis* Solier, 1843: 92 [syn. by Gebien 1937a: 772]

**Type data.** Holotype (Paris Museum)

*overlaeti* (Koch, 1952: 274) *Phanerotomea* comb. n.

**Type data.** Holotype (Tervuren Museum) and paratype (Basel Museum, Ditsong Museum, Tervuren Museum)

*ovulus* (Haag-Rutenberg, 1871a: 73, in key) *Psammodes* comb. n.

**Type data.** Holotype (Geneva Museum)

**Notes.** A detailed morphological description was provided by Haag-Rutenberg (1871b: 75).

= *Psammodes probus* Péringuey, 1899: 283 [syn. by Koch (1952: 288)]

**Type data.** Holotype (Cape Museum)

= *Psammodes consors* Péringuey, 1899: 288 [syn. by Koch (1952: 288)]

**Type data.** Holotype (Cape Museum)

*pachysoma ornata* (Koch, 1952: 261) *Phanerotomea* comb. n.

**Type data.** Holotypes (Munich Museum)

*pachysoma pachysoma* (Péringuey, 1892: 52) *Psammodes* comb. n.

**Type data.** Syntypes (Cape Museum)

*papillosus* (Koch, 1952: 302) *Phanerotomea* comb. n.

**Type data.** Holotype (Ditsong Museum)

*pedator* (Fairmaire, 1888b: 257), **comb. nov.** *Psammodes*

**Type data.** Syntypes (Leiden Museum)

*perlucidus* (Koch, 1952: 246) *Phanerotomea* comb. n.

**Type data.** Holotype (Cape Museum) and paratypes (Basel Museum, Cape Museum, Ditsong Museum)

*planus* (Koch, 1952: 307) *Phanerotomea* comb. n.

**Type data.** Holotype (Tervuren Museum) and paratypes (Basel Museum, Ditsong Museum, Tervuren Museum)

*pretorianus* (Koch, 1952: 279) *Phanerotomea* comb. n.

**Type data.** Holotype (Ditsong Museum)

*procursus* (Péringuey, 1899: 279) *Psammodes* comb. n.

**Type data.** Syntypes (Cape Museum)

*procrustes* (Westwood, 1875: 224) *Moluris* [Westwood, 1875: 224]

**Type data.** Holotype (Oxford University – Westwood coll.)

*protectus* (Koch, 1952: 323) *Phanerotomea* comb. n.

**Type data.** Holotype (Ditsong Museum) and paratypes (Basel Museum, California Academy, Cape Museum, Ditsong Museum, Dundo Museum, Munich Museum)

*punctatissimus* (Koch, 1952: 304) *Phanerotomea* comb. n.

**Type data.** Holotype (Brussels Museum) and paratypes (Basel Museum, Brussels Museum, Ditsong Museum)

*puncticollis* (Koch, 1952: 264) *Phanerotomea* comb. n.

**Type data.** Holotype (Brussels Museum) and paratypes (Basel Museum, Brussels Museum, Ditsong Museum, Tervuren Museum)

*punctipennis planisculptus* (Koch, 1952: 265) *Phanerotomea* comb. n.

**Type data.** Holotype (Tervuren Museum) and paratypes (Basel Museum, Ditsong Museum, Tervuren Museum)

*punctipennis punctipennis* (Harold, 1878: 106) *Psammodes* comb. n.

**Type data.** Holotype (Munich Museum)

*punctipleura* (Koch, 1952: 306) *Phanerotomea* comb. n.

**Type data.** Holotype (Munich Museum) and paratype (Ditsong Museum)

*rhodesianus* (Koch, 1952: 292) *Phanerotomea* comb. n.

**Type data.** Holotype (Ditsong Museum) and paratype (Basel Museum, Cape Museum)

*roriferus* (Koch, 1952: 253) *Phanerotomea* comb. n.

**Type data.** Holotype (Ditsong Museum) and paratypes (Basel Museum, California Academy, Cape Museum, Ditsong Museum, Munich Museum)

*rowleianus* (Westwood, 1864: 8979) *Moluris* [Westwood, 1864: 8979]

**Type data.** Syntypes (British Museum)

= *Psammodes zoutpansbergianus* Péringuey, 1904: 231 [syn. Gebien 1937a: 768]

**Type data.** Holotype (Cape Museum)

*rufipes* (Harold, 1878: 106) *Psammodes* comb. n.

**Type data.** Syntypes (Munich Museum)

= *Psammodes congoanus* Gebien, 1920b: 7 [syn. by Koch 1952: 262]

**Type data.** Syntypes (Munich Museum)

*saltuarius* (Koch, 1952: 250) *Phanerotomea* comb. n.

**Type data.** Holotype (Ditsong Museum)

*scabricollis* (Gerstaecker, 1854: 532) *Phanerotomea* comb. n.

**Type data.** Holotype (Berlin Museum)

*scopulipes* (Koch, 1952: 319) *Phanerotomea* comb. n.

**Type data.** Holotype (Ditsong Museum) and paratypes (Ditsong Museum, Munich Museum)

*scrobicollis griqua* (Koch, 1952: 234) *Phanerotomea* comb. n.

**Type data.** Holotype (Ditsong Museum) and paratypes (Cape Museum, Ditsong Museum)

*scrobicollis scrobicollis* Fåhraeus, 1870: 270

**Type data.** Holotype (Naturhistoriska riksmuseet) and paratypes (Naturhistoriska riksmuseet, Warsaw Museum)

*scrobicollis simulans* (Koch, 1952: 235) *Phanerotomea* comb. n.

**Type data.** Holotype (Ditsong Museum) and paratypes (Agricultural Institute, Basel Museum, Cape Museum, Ditsong Museum, Durban Museum, Munchen Museum, Pretoria University)

*semirasus* (Koch, 1952: 296) *Phanerotomea* comb. n.

**Type data.** Holotype (Tervuren Museum) and paratypes (Basel Museum, Ditsong Museum, Tervuren Museum)

*semiscabrum* (Haag-Rutenberg, 1871a: 73, in key) *Psammodes* comb. n.

**Type data.** Holotype (Naturhistoriska riksmuseet)



**Notes.** Type deposition information after Koch (1952). A detailed morphological description was provided by Haag-Rutenberg (1871b: 76).

= *Psammodes sperabilis* Peinguey, 1899: 289 [syn. by Koch (1952: 240)]

**Type data.** Holotypes (Cape Museum)

*sericicollis* (Koch, 1952: 254) *Phanerotomea* comb. n.

**Type data.** Holotype (Ditsong Museum) and paratypes (Basel Museum, Ditsong Museum, Munich Museum)

*similis* (Péringuey, 1899: 291) *Psammodes* comb. n.

**Type data.** Syntypes (Cape Museum)

*sjoestedti* (Gebien, 1910b: 372) *Psammodes* comb. n.

**Type data.** Holotype (Munich Museum)

*spatulipes* (Koch, 1952: 318) *Phanerotomea* comb. n.

**Type data.** Holotype (Ditsong Museum)

*specularis* (Péringuey, 1899: 286) *Psammodes* comb. n.

**Type data.** Syntypes (Cape Museum, Munich Museum)

*spinigerus* (Koch, 1952: 269) *Phanerotomea* comb. n.

**Type data.** Holotype (California Academy) and paratypes (Basel Museum, California Academy, Ditsong Museum)

*stevensoni* (Koch, 1952: 284) *Phanerotomea* comb. n.

**Type data.** Holotype (Ditsong Museum) and paratype (Basel Museum, Ditsong Museum)

*tarsoconoides* (Koch, 1952: 267) *Phanerotomea* comb. n.

**Type data.** Holotype (Basel Museum) and paratypes (Basel Museum, Ditsong Museum)

*temulentus* (Koch, 1952: 284) *Phanerotomea* comb. n.

**Type data.** Holotype (Basel Museum) and paratype (Basel Museum, Cape Museum)

*tenebrosus melanarius* (Haag-Rutenberg, 1871a: 71, in key) *Psammodes* comb. n.

**Type data.** Syntypes (Geneva Museum)

**Notes.** A detailed morphological description was provided by Haag-Rutenberg (1871b: 64).

*tenebrosus tenebrosus* (Erichson, 1843: 242) *Moluris* comb. n.

**Type data.** Syntypes (Humboldt University)

*tibialis* (Haag-Rutenberg, 1871a: 63, in key) *Psammodes* comb. n.

**Type data.** Holotype (Munich Museum – Haag-Rutenberg coll.)

**Notes.** A detailed morphological description was provided by Haag-Rutenberg (1871b: 44).

*torosus* (Koch, 1952: 235) *Phanerotomea* comb. n.

**Type data.** Holotype (Ditsong Museum) and paratypes (Agricultural Institute, Basel Museum, Cape Museum, Ditsong Museum, Munich Museum, Pretoria University)

*transversicollis* (Haag-Rutenberg, 1879: 291) *Psammodes* comb. n.

**Type data.** Syntypes (British Museum, Munich Museum – Haag-Rutenberg coll.)

= *Psammodes cinctipennis* Fairmaire, 1899: 180 [syn. with *P. valens* by Péringuey 1904: 297]

**Type data.** Syntypes (Paris Museum)

= *Psammodes valens* Péringuey, 1899: 276 [syn. by Koch (1952: 281)]

**Type data.** Syntypes (Cape Museum)

*tumidus* (Haag-Rutenberg, 1871a: 73, in key) *Psammodes* comb. n.

**Type data.** Holotype (Munich Museum – Haag-Rutenberg coll.)

**Notes.** A detailed morphological description was provided by Haag-Rutenberg (1871b: 72).

*umvumanus* (Koch, 1952: 280) *Phanerotomea* comb. n.

**Type data.** Holotype (Cape Museum)

*vagus* (Péringuey, 1899: 288) *Psammodes* comb. n.

**Type data.** Syntypes (Cape Museum)

*vaticinus* (Péringuey, 1899: 279) *Psammodes* comb. n.

**Type data.** Holotype (Cape Museum)

*verecundus* (Péringuey, 1899: 286) *Psammodes* comb. n.

**Type data.** Syntypes (Cape Museum)

*vetustus* (Koch, 1952: 263) *Phanerotomea* comb. n.

**Type data.** Holotype (Tervuren Museum) and paratypes (Basel Museum, Ditsong Museum, Tervuren Museum)

*vexator* (Péringuey, 1899: 287) *Psammodes* comb. n.

**Type data.** Holotype (Cape Museum)

*virago* (Koch, 1952: 236) *Phanerotomea* comb. n.

**Type data.** Holotype (Ditsong Museum) and paratypes (Agricultural Institute, Basel Museum, California Academy of Sciences, Cape Museum, Cornell University, Ditsong Museum, Munich Museum, Pretoria University, Rhodesia Museum)

*warmeloi* (Koch, 1953b: 86) *Phanerotomea* comb. n.

**Type data.** Holotype (Cape Museum) and paratypes (Basel Museum, Cape Museum, Ditsong Museum)

*zanzibaricus* (Haag-Rutenberg, 1875: 78) *Psammodes* comb. n.

**Type data.** Holotype (Cape Museum)

### Genus *Psammoryssus* Kolbe, 1886: 289

**Type species.** *Psammoryssus titanus* Kolbe, 1886 (by monotypy)

*titanus* Kolbe, 1886: 290

**Type data.** Syntypes (Berlin Museum)

### Genus *Stridulomus* Koch, 1955: 37

**Type species.** *Psammodes sulcicollis* Péringuey, 1885 (by monotypy)

*sulcicollis* (Péringuey, 1885: 110) *Psammodes* [Koch, 1955: 37]

**Type data.** Syntypes (Cape Museum)

= *Psammodes rehbocki* Kolbe, 1904: 299 [syn. by Péringuey (1908: 395)]

**Type data.** Syntypes (Berlin Museum)

## Genus *Tarsocnodes* Gebien, 1920: 82

**Type species.** *Psammodes molossa* Haag-Rutenberg, 1871 (by original designation)

*albarenarum* Penrith, 1987: 252

**Type data.** Holotype (Bloemfontein Museum) and paratypes (British Museum, Ditsong Museum, Pretoria University)

*aquamontis* Penrith, 1987: 249

**Type data.** Holotype (Ditsong Museum) and paratypes (British Museum, Ditsong Museum, Windhoek Museum)

*brendelli* Penrith, 1987: 240

**Type data.** Holotype (British Museum) and paratypes (British Museum, Ditsong Museum)

*compressitarsis* (Müller, 1887: 299) *Psammodes* [Gebien, 1920: 83]

**Type data.** Lectotype, designated by Penrith (1986: 258) (Leiden Museum, Munich Museum)

*dilaticollis* (Müller, 1887: 298) *Psammodes* [Gebien, 1937a: 759]

**Type data.** Lectotype, designated by Penrith (1986: 241) (Leiden Museum, Munich Museum)

*ephiates* Koch, 1952: 334

**Type data.** Holotype (Ditsong Museum) and paratypes (Basel Museum, British Museum, Cape Museum, Ditsong Museum, Munich Museum)

*errans* (Péringuey, 1892: 53) *Psammodes* [Gebien, 1920: 83]

**Type data.** Syntypes (Cape Museum)

**Notes.** In his original description, Péringuey (1892) did not indicate a collection locality, and Penrith (1987) noted that the holotype did not have locality labels. However, in the original description, Péringuey gives a size range, implying multiple specimens, and Koch (1952) specified a specimen from “Nordliches Ovamboland” as the type.

= *Tarsocnodes spectabilis* Gebien, 1920: 84 [syn. by Penrith (1987: 258)]

**Type data.** Syntypes (Hamburg University)

**Notes.** Type deposition information after Penrith (1987).

*finitima* Koch, 1952: 331

**Type data.** Holotype (Ditsong Museum)

*gracilipes* Koch, 1952: 332

**Type data.** Holotype (Ditsong Museum)

**Notes.** Type deposition information after Penrith (1987).

*granulicauda* Penrith, 1987: 242

**Type data.** Holotype (Ditsong Museum) and Paratypes (British Museum, Ditsong Museum, Windhoek Museum)

*iflundi* Koch, 1952: 335

**Type data.** Holotype (Ditsong Museum) and paratypes (Basel Museum, Cape Museum, Ditsong Museum, California Academy)

*laevipennis* (Haag-Rutenberg, 1879: 291) *Psammodes* [Koch, 1962d: 334]

**Type data.** Lectotype, designated by Penrith (1986: 239) (British Museum) and paralectotype (Munich Museum)

*madida* Koch, 1952: 326

**Type data.** Holotype (Ditsong Museum)

*michaelis* Penrith, 1986: 247

**Type data.** Holotype (Windhoek Museum) and paratypes (Ditsong Museum, Windhoek Museum)

*molossa* (Haag-Rutenberg, 1871a: 83) *Psammodes* [Gebien, 1920: 83]

**Type data.** Holotype (Munich Museum – Haag-Rutenberg coll.)

= *Moluris* (*Phanerotoma*) *gravida* (Westwood, 1875: 223) [syn. by Haag-Rutenberg (1879: 290)]

**Type data.** Syntypes (British Museum)

*monasterialis* Koch, 1952: 329

**Type data.** Holotype (Tervuren Museum) and paratypes (Basel Museum, Companhia Diamantes, Ditsong Museum, Dundo Museum)

= *Tarsocnodes variabilis dissoluta* Koch, 1952: 330 [syn. by Penrith (1987: 246)]

**Type data.** Holotype (Tervuren Museums) and paratypes (Ditsong Museum)

= *Tarsocnodes variabilis variabilis* Koch, 1952: 330 [syn. by Penrith (1987: 246)]

**Type data.** Holotype (Tervuren Museum) and paratypes (Basel Museum, Ditsong Museum, Munich Museum, Tervuren Museum)

*nielseni* Ferrer, Evanno & Evanno, 2010: 195

**Type data.** Holotype (Naturhistoriska riksmuseet) and paratype (Ferrer collection)

*praegrandis horribillis* Koch, 1952: 328

**Type data.** Holotype (Ditsong Museum)

*praegrandis praegrandis* Koch, 1952: 327

**Type data.** Holotype (Tervuren Museum) and paratypes (Basel Museum, Brussels Museum, Companhia Diamantes, Dundo Museum, Munich Museum, Tervuren Museum)

*prozeskyorum* Penrith, 1986: 254

**Type data.** Holotype (Ditsong Museum) and paratypes (British Museum, Cape Museum, Ditsong Museum)

*rugicollis* Gebien, 1920: 85

**Type data.** Holotype and paratypes (Munich Museum)

**Notes.** Type deposition information after Koch (1952).

*tarsalis* (Haag-Rutenberg, 1871a: 52) *Psammodes* [Gebien, 1920: 83]

**Type data.** Holotype (Naturhistoriska riksmuseet)

**Notes.** Type deposition information after Penrith (1986).

*variolata* Koch, 1952: 329

**Type data.** Holotype (Tervuren Museum)

*vernayi* Koch, 1952: 250

**Type data.** Holotype (Ditsong Museum)

*whiteheadi* Penrith, 1986: 239

**Type data.** Holotype and paratypes (Windhoek Museum)

### Subtribe Sepidiina Eschscholtz, 1829: 4

**Type genus.** *Sepidium* Fabricius, 1775

**Taxonomic diversity.** (8 gen., 124 spp.): *Dimoniacis* (3 ssp.), *Echinotus* (2), *Peringueyia* (1), *Sepidiopsis* (3), *Sepidiostenus* (7), *Sepidium* (51), *Vieta* (52), *Vietomorpha* (5).

**Distribution.** Widely distributed throughout the Mediterranean area and Sub-Saharan Africa, except its western part. Majority of the species were described from the Horn of Africa. *Vieta* representatives are the only species, which were described from the area south from equator, while only *Sepidium* species have loci typici north from Tropic of Cancer (Fig. 51). It needs to be noted that the distributional image presented here is probably biased due to adopted methodological approach (i.e., illustration of loci typici). For many of the analysed species the original distributional information is very general (country records) and was not georeferenced here.

### Genus *Dimoniacis* Koch, 1958: 44

**Type species.** *Dimoniacis jacksoni* Koch, 1958 (by original designation)

*jacksoni* Koch, 1958: 44

**Type data.** Holotype (Ditsong Museum)

*lavranosi* Ardoin, 1979: 60

**Type data.** Holotype and paratypes (Paris Museum)

*puccionii* Ferrer, 1995: 27

**Type data.** Holotype (Florence Museum)

### Genus *Echinotus* Solier, 1843: 30

**Type species.** *Sepidium spinicollis* Laporte, 1840 (by original designation)

**Notes.** During the compilation of this catalog, a junior homonym of *Echinotus* Solier, 1843 was found: *Echinotus* Marwick, 1935: 301 (**Type species.** *Avicula echinata*

Smith, 1817; Mollusca: Pteriidae). *Ulamus* Kamiński, **nom. nov.** is introduced here as a replacement name for the above-mentioned pteriid genus. This newly introduced name honours Stanisław Marcin Ulam, Polish-American scientist, inventor of the Monte Carlo method of computation.

*natalensis* Chevrolat, 1874: 331

**Type data.** Holotype (Paris Museum)

*spiniollis* (Laporte, 1840: 197) *Sepidium* [Solier, 1843: 31]

**Type data.** Syntypes (Paris Museum)

### Genus *Peringueyia* Koch, 1958: 44

**Type species.** *Echinotus dispar* Péringuey, 1899 (by monotypy)

*dispar* (Péringuey, 1899: 302) *Echinotus* [Koch, 1958: 44]

**Type data.** Holotype (Cape Museum)

### Genus *Sepidiopsis* Gestro, 1892: 771

**Type species.** *Sepidiopsis cornigera* Gestro, 1892 (by original designation)

*ardoini* Ferrer, 1995: 26

**Type data.** Holotype (Florence Museum)

*cornigera* Gestro, 1892: 772

**Type data.** Holotype (Genoa Museum)

*villosa* Gestro, 1892: 773

**Type data.** Holotype (Genoa Museum)

### Genus *Sepidiostenus* Fairmaire, 1884: LXXV

**Type species.** *Sepidiostenus erinaceus* Fairmaire, 1884 (by monotypy)

= *Sepidiacis* Fairmaire, 1884: CXLVI [junior subjective synonym proposed by Gestro (1892: 775)]

**Type species.** *Sepidiacis compressa* Fairmaire, 1884 (subsequent designation by Kirby (1885: 83))

**Notes.** This taxon was redescribed as new by Fairmaire (1887: 185).

*compressus* (Fairmaire, 1884: CXLVI) *Sepidiacis*

**Type data.** Holotype (Paris Museum)

*dolichopus* Gestro, 1898: 517

**Type data.** Holotype (Genoa Museum)

*erinaceus* Fairmaire, 1887: 185

**Type data.** Holotype (Paris Museum)

*fairmairei* Gestro, 1898: 512

**Type data.** Holotype (Genoa Museum)

*longipennis* Gestro, 1898: 516

**Type data.** Syntypes (Genoa Museum)

*pradieri* (Guérin-Méneville, 1858: 128) *Sepidium* [Gestro, 1892: 776]

**Type data.** Syntypes (Paris Museum)

*ruspolii* Gestro, 1898: 514

**Type data.** Holotype (Genoa Museum)

### Genus *Sepidium* Fabricius, 1775: 250

**Type species.** *Sepidium tricuspidatum* Fabricius, 1775 (by subsequent designation by Latreille (1810: 429))

= *Epidium* Rafinesque, 1815: 113

**Notes.** Unnecessary replacement name for *Sepidium* Fabricius, 1775

*aitagiae* Escalera, 1913: 41

**Type data.** Holotype (Madrid Museum)

*aliferum* Erichson, 1841: 178

**Type data.** Holotype (British Museum)

= *Sepidium douei* Solier, 1843: 18 [syn. by Erichson (1844: 343)]

**Type data.** Syntypes (Paris Museum)

*aper* Fairmaire, 1884: LXXV

**Type data.** Holotype (Paris Museum)

*barbarum* Solier, 1843: 23

**Type data.** Syntypes (Warsaw Museum – Dupont collection)

= *Sepidium servillei* Solier, 1843: 24 [syn. by Reitter (1914: 384)]

**Type data.** Holotype (Paris Museum)

= *Sepidium pallens* Allard, 1874: 137 [syn. by Reitter (1914: 384)]

**Type data.** Holotype (Paris Museum)

= *Sepidium barbarum solieri* Desbrochers des Loges, 1881: 101 [syn. by Reitter (1914: 384)]

**Type data.** Syntypes (Paris Museum)

*bicaudatum* Fairmaire, 1871: 388

**Type data.** Holotype (Paris Museum)

*bidentatum* Solier, 1843: 15

**Type data.** Syntypes (Paris Museum)

*bilobatum* Gahan, 1900: 30

**Type data.** Holotype (British Museum)

*boranum* Mal, 1986b: 151

**Type data.** Holotype (Trieste Museum) and paratypes (Berlin Museum, British Museum, Budapest Museum, Tervuren Museum, Trieste Museum)

*bulbiferum* Gerstaecker, 1884: 55

**Type data.** Syntypes (Berlin Museum)

*brevicaudatum* Fairmaire, 1882b: LI

**Type data.** Holotype (Paris Museum)

*capricorne* Desbrochers des Loges, 1881: 96

**Type data.** Holotype (Paris Museum)

**Notes.** Species concept after Mal (1984).

*crassicaudatum* Gestro, 1878: 320

**Type data.** Holotype (Genoa Museum)

*cristatum* Fabricius, 1775: 250

**Type data.** Syntypes (Copenhagen Museum, Kiel Museum)

= *Tenebrio notoceros* Pallas, 1781: 59 [syn. by Allard (1874: 143)]

**Type data.** Syntypes (Humboldt University – Pallas collection)

*cylindrigerum* Fairmaire, 1882a: 75

**Type data.** Syntypes (Paris Museum)

*cyrenaicum* Schuster, 1928: 122

**Type data.** Syntypes (Basel Museum)

*dathan* Crotch, 1872: 268

**Type data.** Holotype (Cambridge Museum)

= *Sepidium abiram* Crotch, 1872: 268 [syn. by Gebien (1937a: 781)]

**Type data.** Holotype (Cambridge Museum)

= *Sepidium vietaeformis* Reitter, 1914: 385 [syn. by Gebien (1937a: 781)]

**Type data.** Syntypes (Basel Museum, Budapest Museum, Vienna Museum)

*fusiforme* Kwieton, 1980: 17

**Type data.** Holotype and paratype (Budapest Museum)

*gypsicola* Escalera, 1913: 42

**Type data.** Syntypes (Madrid Museum)

*hoseini* Escalera, 1911: 301

**Type data.** Holotype (Madrid Museum)

*hystrix desertica* Espanol, 1944: 12

**Type data.** Holotype (Barcelona Museum)

*hystrix hystrix* Antoine, 1932: 185

**Type data.** Holotype (Paris Museum)

*hystrix ifniensis* Escalera, 1940: 5

**Type data.** Syntypes (Madrid Museum)

**Notes.** Escalera (1940) designated a variety “*subdesertica*”, expressly giving it the infrasubspecific rank. Therefore, according to the Art. 45.6.4. of the ICZN (1999) it should not be treated as a subspecies.

*inaequale* Reitter, 1914: 386

**Type data.** Syntypes (Budapest Museum)

*kaszabi* Mal, 1990: 64

**Type data.** Holotype and paratype (British Museum)

*kelleri* Fairmaire, 1893: 151

**Type data.** Holotype (Paris Museum)



*lusitanicum* Kaszab & Pinheiro, 1972

**Type data.** Holotype (Budapest Museum) and paratype (Madrid Museum)

*magnum* Gahan, 1900: 29

**Type data.** Holotype and paratypes (British Museum)

*mali* Ferrer & Martínez, 2012, replacement name

= *Sepidium elongatum* Mal, 1984: 200 [junior primary homonym of *Sepidium elongatus* Olivier, 1795: 8]

**Type data.** Holotype (Brussels Museum) and paratypes (British Museum, Brussels Museum, Julio Ferrer collection)

*marraquense* Escalera, 1911: 302

**Type data.** Syntypes (Basel Museum, Madrid Museum)

*mesopotamicum* Reitter, 1914: 386

**Type data.** Syntypes (Basel Museum, Budapest Museum, Vienna Museum)

*mskalicum* Escalera, 1914: 307

**Type data.** Syntypes (Madrid Museum)

*obtusangulum* Fairmaire, 1882a: 73

**Type data.** Holotype (Paris Museum)

*pagesii* Fairmaire, 1894: 321

**Type data.** Syntypes (Basel Museum, British Museum, Budapest Museum)

*penicilligerum* Karsch, 1881: 49

**Type data.** Syntypes (Berlin Museum)

*perforatum* Allard, 1874: 130

**Type data.** Holotype (Paris Museum)

**Notes.** Species concept after Mal (1984).

*peyerimhoffi* Antoine, 1932: 183

**Type data.** Syntypes (Basel Museum, Budapest Museum, Paris Museum)

*reichei* Allard, 1870: 49

**Type data.** Syntypes (Paris Museum)

= *Sepidium reichei bispinicollis* Reitter, 1914: 389 [syn. by Kwieton 1980: 6]

**Type data.** Syntypes (Budapest Museum)

*requieni* Solier, 1843: 29

**Type data.** Holotype (Paris Museum)

*ruspolii ruspolii* Fairmaire, 1893: 150

**Type data.** Holotype (Paris Museum) and paratype (Basel Museum)

*ruspolii spectabile* Kulzer, 1960: 309

**Type data.** Holotype (Berlin Museum) and paratypes (Basel Museum)

*scebelianum* Mal, 1986b: 153

**Type data.** Holotype (Trieste Museum) and paratypes (Berlin Museum, British Museum, Budapest Museum, Tervuren Museum, Trieste Museum)

*siculum* Solier, 1843: 19

**Type data.** Syntypes (Paris Museum)

= *Sepidium genei* Solier, 1843: 20 [syn. by Reitter 1914: 384]

**Type data.** Syntypes (Paris Museum)

*tricuspidatum korah* Crotch, 1872: 268

- Type data.** Holotype (Cambridge Museum)
- tricuspidatum mogadoricum* Escalera, 1914: 306
- Type data.** Syntypes (Madrid Museum)
- = *Sepidium immundum* Reitter, 1914: 388 [syn. by Kwieton 1980: 10]
- Type data.** Syntypes (Basel Museum, Budapest Museum)
- = *Sepidium mogadoricum guisseri* Kocher, 1958: 111 [syn. by Kwieton 1980: 10]
- Type data.** Syntypes (Rabat Institute)
- = *Sepidium mogadoricum schrammi* Kocher, 1958: 110 [syn. by Kwieton 1980: 10]
- Type data.** Syntypes (Rabat Institute)
- tricuspidatum multispinosum* Solier, 1843: 26
- Type data.** Holotype (Marseille Museum)
- = *Sepidium laghoatense* Baudi, 1875: 695 [syn. by Kwieton 1980: 11]
- Type data.** Syntypes (Basel Museum)
- tricuspidatum tomentosum* Erichson, 1841: 179
- Type data.** Syntypes (Humboldt University)
- = *Sepidium barthelemyi* Solier, 1843: 24 [syn. by Reitter (1914: 387)]
- Type data.** Syntypes (Marseille Museum)
- = *Sepidium maillei* Solier, 1843: 27 [syn. by Reitter (1914: 387)]
- Type data.** Syntypes (Marseille Museum)
- = *Sepidium serratum* Solier, 1843: 28 [syn. by Kwieton 1980: 11]
- Type data.** Holotype (Paris Museum)
- = *Sepidium serratum remotum* Sahlberg, 1903: 50 [syn. By Reitter (1914: 387)]
- Type data.** Syntypes (Helsinki University)
- tricuspidatum tricuspidatum* Fabricius, 1775: 250
- Type data.** Syntypes (Copenhagen Museum, Kiel Museum)
- = *Tenebrio alexandrinus* Forskål, 1775: 80 [Gmelin 1790: 2008]
- Type data.** Syntypes (Copenhagen Museum)
- = *Sepidium flexuosum* Solier, 1843: 25 [syn. by Reitter (1914: 386)]
- Type data.** Holotype (Paris Museum)
- = *Sepidium tricuspidatum cerisyi* Solier, 1843: 26 [syn. by Reitter (1914: 386)]
- Type data.** Syntypes (Marseille Museum)
- Notes.** Originally described as a variety of the nominotypical form.
- tualensis* Escalera, 1940: 9
- Type data.** Syntypes (Madrid Museum)
- uncinatum* Erichson, 1841: 178
- Type data.** Holotype (Humboldt University)
- = *Sepidium mittrei* Solier, 1843: 16 [syn. by Reitter (1914: 385)]
- Type data.** Syntypes (Paris Museum)
- = *Sepidium mittrei bicorne* Solier, 1843: 17 [syn. by Reitter (1914: 385)]
- Type data.** Syntypes (Paris Museum)
- Notes.** Originally described as a variety of the nominotypical form.
- = *Sepidium subcornutum* Escalera, 1925: 376 [syn. by Kwieton 1980: 7]
- Type data.** Syntypes (Madrid Museum)
- = *Sepidium sefrense* Rotrou, 1943: 235 [syn. by Kwieton 1980: 7]

**Type data.** Holotype (Paris Museum)

*variegatum* (Fabricius, 1792: 112) *Tenebrio* [Solier 1843: 21]

**Type data.** Syntypes (British Museum, Kiel Museum)

= *Sepidium variegatum angustatum* Solier, 1843: 21 [syn. by Reitter (1916: 383)]

**Type data.** Syntypes (Paris Museum)

= *Sepidium dufouri* Solier, 1843: 21 [syn. by Reitter (1914: 383)]

**Type data.** Holotype (Paris Museum)

= *Sepidium laterale* Allard, 1874: 133 [syn. by Reitter (1914: 383)]

**Type data.** Syntypes (Paris Museum)

= *Sepidium variegatum dispar* Desbrochers des Loges, 1881: 101 [syn. by Reitter (1916: 383)]

**Type data.** Syntypes (Paris Museum)

= *Sepidium variegatum integrum* Desbrochers des Loges, 1881: 100 [syn. by Reitter (1914: 383)]

**Type data.** Syntypes (Paris Museum)

= *Sepidium variegatum subfurcatum* Desbrochers des Loges, 1881: 100 [syn. by Gebien (1910b: 170)]

**Type data.** Syntypes (Paris Museum)

*wagneri* Erichson, 1841: 179

**Type data.** Syntypes (Humboldt University)

= *Sepidium wagneri confusum* Allard, 1874: 140 [syn. by Reitter (1914: 388)]

**Type data.** Syntypes (Paris Museum)

= *Sepidium wagneri macrotys* Antoine, 1951a: 94 [syn. by Kwieton 1980: 13]

**Type data.** Syntypes (Paris Museum)

## Genus *Vieta* Laporte, 1840: 196

**Type species.** *Sepidium vestitum* Guérin-Méneville, 1831 (designated by Hope (1841: 116))

= *Dymonus* Solier, 1843: 7 [junior subjective synonym proposed by Lesne (1922: 696)]

**Type species.** *Sepidium vestitum* Guérin-Méneville, 1831 (by original designation)

= *Divieta* Reitter, 1914: 390 [junior subjective synonym proposed by Lesne (1922: 696)]

**Type species.** *Vieta costata* Allard, 1874 (by subsequent designation by Löbl and Smetana (2008: 40))

*algeriana* Allard, 1870: 50

**Type data.** Syntypes (Paris Museum)

*angolensis angolensis* (Quedenfeldt, 1885: 7) *Sepidium* [Koch, 1958: 53]

**Type data.** Syntypes (Humboldt University, Paris Museum)

*angolensis biena* Koch, 1958: 53

**Type data.** Holotype and paratypes (California Academy)

*angolensis eduardi* Koch, 1958: 54

**Type data.** Holotype and paratypes (California Academy)

*angolensis transversa* (Fairmaire, 1888b: 262) *Sepidium* [Koch, 1958: 53]

**Type data.** Holotype (Leiden Museum)

= *Sepidium ovampoense* Péringuey, 1892: 55 [syn. by Koch (1958: 53)]

**Type data.** Holotype (Cape Museum)

*angustula* Lesne, 1922: 697

**Type data.** Holotype (Paris Museum)

*aper* Fairmaire, 1887: 278

**Type data.** Holotype (Paris Museum)

*apicorne* (Fairmaire, 1882: 75) *Sepidium* [Koch, 1958: 42]

**Type data.** Holotype (Paris Museum)

*borana* Gridelli, 1939a: 114

**Type data.** Syntypes (Trieste Museum)

*bulbifera* Fairmaire, 1897: 116

**Type data.** Holotype (Paris Museum)

*clypeata* Gahan, 1896: 454

**Type data.** Holotype (British Museum)

*cornutipennis* Gebien, 1937b: 37

**Type data.** Holotype (Trieste Museum) and paratype (Basel Museum, Trieste Museum)

*costata* Allard, 1874: 149

**Type data.** Holotype (Basel Museum)

*crinita* Allard, 1882: LXXXVII

**Type data.** Syntypes (Paris Museum)

= *Sepidium zambeziense* Péringuey, 1892: 123 [syn. by Koch (1958: 52)]

**Type data.** Syntypes (British Museum and Paris Museum)

*deckerti* Ferrer, 2004a: 217

**Type data.** Holotype (Berlin Museum)

*erecticollis* Ancey, 1881b: 461

**Type data.** Syntypes (Paris Museum)

*erosa* Allard, 1882: LXXXVII

**Type data.** Holotype (Basel Museum)

*furcifera* (Gerstaecker, 1884: 55) *Sepidium* [Gebien, 1937b: 56]

**Type data.** Syntypes (Berlin Museum)

*gracilentata* Ancey, 1881a: 397

**Type data.** Syntypes (Paris Museum)

*grisea* Gridelli, 1939a: 421

**Type data.** Syntypes (Trieste Museum)

*grixonii* Gestro, 1895: 375

**Type data.** Holotype (Genoa Museum)

*hamaticollis* (Fairmaire, 1887: 277) *Sepidium* [Koch, 1958: 43]

**Type data.** Holotype (Paris Museum)

*holdhausi* Reitter, 1914: 391

**Type data.** Holotype (Vienna Museum)

*lacunosa* Fairmaire, 1894: CCLII

**Type data.** Holotype (Basel Museum)

*longehirta* (Fairmaire, 1887: 277) *Sepidium* [Koch, 1958: 43]

**Type data.** Holotype (Paris Museum)

*longepilosa* Fairmaire, 1891b: CCXCIV

**Type data.** Holotype (Paris Museum)

*luctuosa* Fairmaire, 1894: 392

**Type data.** Holotype (Paris Museum)

*lutulenta* Gestro, 1895: 143

**Type data.** Holotype (Genoa Museum)

*luxorii* Allard, 1874: 150

**Type data.** Holotype (Paris Museum)

*millingenii* Kirchsberg, 1877: 203

**Type data.** Syntypes (Basel Museum)

*montana* Fairmaire, 1894: 392

**Type data.** Holotype (Paris Museum)

*muscosa* (Gerstaecker, 1871: 60) *Sepidium* [Koch, 1958: 43]

**Type data.** Syntypes (Berlin Museum)

*ovalis* Allard, 1874: 149

**Type data.** Syntypes (Basel Museum, British Museum)

*pallidicornis* Koch, 1958: 219

**Type data.** Holotype (Cape Museum) and paratypes (Cape Museum, Ditsong Museum)

*protensa* Fairmaire, 1891b: CCXCV

**Type data.** Syntypes (Paris Museum)

*punctipennis* Reitter, 1914: 390

**Type data.** Holotype (Vienna Museum)

*ramosipilus* Koch, 1958: 219

**Type data.** Syntypes (Cape Museum, Ditsong Museum)

*rendiliana* Lesne, 1922: 696

**Type data.** Holotype (Paris Museum)

*robusta* Lesne, 1922: 697

**Type data.** Holotype (Paris Museum)

*russoi* Gebien, 1937b: 38

**Type data.** Holotype (Trieste Museum) and paratype (Basel Museum, Museo Civico Filangieri)

*senegalensis dongolensis* Laporte, 1840: 197

**Type data.** Holotype (Paris Museum)

**Notes.** Taxonomic concept after Gebien (1937b: 56)

= *Dymonus dufosseii* Solier, 1843: 10 [syn. by Baudi (1876: 32)]

**Type data.** Holotype (Paris Museum)

*senegalensis senegalensis* (Klug, 1835: 40)

**Type data.** Syntypes (Humboldt University)

= *Sepidium vestitum* Guérin-Méneville, 1831: 114 [syn. by Allard (1874: 145)]

**Type data.** Syntypes (Paris Museum)

*sexcornuta* (Fairmaire, 1897: 115) *Sepidium* [Koch, 1958: 42]

**Type data.** Holotype (Paris Museum)

*speculifera* Gebien, 1910a: 158

**Type data.** Syntypes (Basel Museum, Tervuren Museum)

*spiculosa* (Gerstaecker, 1884: 55) *Sepidium* [Gebien, 1937b: 56]

**Type data.** Holotype (Berlin Museum)

*subcaudata* Lesne, 1922: 696

**Type data.** Holotype (Paris Museum)

*tuberculata* (Solier, 1844: 11) *Dymonus* [Koch, 1958: 43]

**Type data.** Holotype (Torino Museum – Spinola coll.)

= *Dymonus gibbicollis* Solier, 1843: 12 [syn. by Reitter 1914: 390]

**Type data.** Holotype (Warsaw Museum – Dupont collection)

*tuberosa* Fairmaire, 1882a: 76

**Type data.** Holotype (Paris Museum)

*uncigera* Ancey, 1881b: 461

**Type data.** Holotype (Paris Museum)

*vietomorphoides* Kwieton, 1978: 11

**Type data.** Holotype (Prague Museum)

*villosula* (Fairmaire, 1882a: 74) *Sepidium* [Koch, 1958: 42]

**Type data.** Holotype (Paris Museum)

*zavartarii* Gridelli, 1939a: 110

**Type data.** Syntypes (Trieste Museum)

## Genus *Vietomorpha* Fairmaire, 1887: 186

**Type species.** *Vietomorpha foveipennis* Fairmaire, 1887 (by monotypy)

*abyssinica* Mal, 1986a: 17

**Type data.** Holotype (Brussels Museum) and paratypes (British Museum, Budapest Museum, Ditsong Museum, Ohio State, Tervuren Museum, Paris Museum)

*bartolozzii* Mal, 1986a: 19

**Type data.** Holotype and paratype (Florence Museum)

*crassipes* Mal, 1986a: 16

**Type data.** Holotype (Ditsong Museum) and paratypes (British Museum, Budapest Museum, Ditsong Museum, Paris Museum)

*foveipennis* Fairmaire, 1887: 186

**Type data.** Holotype (Basel Museum)

= *Vietomorpha arabica* Schuster & Gebien, 1938: 59 [syn. by Gridelli (1953: 44)]

**Type data.** Syntypes (Basel Museum)

*tuberosa* (Fairmaire, 1882a: 76) *Vieta* [Mal, 1986a: 21]

**Type data.** Holotype (Paris Museum)

= *Vieta senegalensis somalica* Gebien, 1937b: 41 [syn. by Mal (1986a: 21)]

**Type data.** Syntypes (Genoa Museum)

**Subtribe Trachynotina Koch, 1955: 34**

**Type genus.** *Trachynotus* Latreille, 1828

**Taxonomic diversity.** (10 gen., 218 spp.): *Cyrtoderes* (5 ssp.), *Epairopsis* (4), *Ethmus* (30), *Histrionotus* (2), *Microphligna* (1), *Ossiporis* (11), *Oxycerus* (1), *Somaticus* (148), *Trachynotus* (15), *Trichethmus* (1).

**Distribution.** Widely distributed in the southern part of the Afrotropical Realm (south from equator) (Fig. 51).

**Genus *Cyrtoderes* Dejean, 1834: 181**

**Type species.** *Sepidium lacunosum* Thunberg, 1784 (by subsequent designation by Bousquet & Bouchard (2013: 45); syn of *Tenebrio cristatus* DeGeer, 1778)

= *Phligna* Laporte, 1840: 197 [junior objective synonym; see Bousquet & Bouchard (2013: 45)]

**Type species.** *Phligna degeeri* Laporte, 1840 (by monotypy); syn of *Tenebrio cristatus* DeGeer, 1778.

*cristatus cristatus* (DeGeer, 1778: 653) *Tenebrio* [Bousquet & Bouchard, 2013: 45]

**Type data.** Syntypes (Naturhistoriska riksmuseet)

= *Sepidium lacunosum* Thunberg, 1787: 48 [syn. by Haag-Rutenberg (1871a: 35)]

**Type data.** Syntypes (Uppsala University)

= *Brachycerus cristatus* Fabricius, 1798: 161 [syn. by Alonso-Zarazaga (2014: 73)]

**Type data.** Holotype (Lund University)

= *Brachycerus areolatus* Thunberg, 1799: 31 [syn. by Thunberg (1813: 399)]

**Type data.** Syntypes (Uppsala University)

= *Phligna degeeri* Laporte, 1840: 197 [syn. by Haag-Rutenberg (1871a: 35)]

**Type data.** Holotype (Paris Museum)

= *Cyrtoderes curculioides* Solier, 1843: 36 [syn. by Haag-Rutenberg (1871a: 35)]

**Type data.** Holotype (Paris Museum)

*cristatus nigrinus* Solier, 1843: 35

**Type data.** Holotype (Paris Museum)

*cristatus sinuosus* Solier, 1843: 34

**Type data.** Holotype (Paris Museum)

*crucifera* (Haag-Rutenberg, 1871a: 35) *Phligna* [Bousquet & Bouchard, 2013: 45]

**Type data.** Syntypes (Munich Museum – Haag-Rutenberg coll.)

*hamaticollis* (Péringuey, 1904: 235) *Phligna* [Bousquet & Bouchard, 2013: 45]

**Type data.** Syntypes (Cape Museum)

**Genus *Epairopsis* Koch, 1955: 47**

**Type species.** *Trachynotus frontalis* Haag-Rutenberg, 1873 (by original designation)

*deckerti* Ferrer, 2004: 193

**Type data.** Holotype (Berlin Museum)

*frontalis frontalis* (Haag-Rutenberg, 1873: 43) *Trachynotus* [Koch, 1955: 47]

**Type data.** Syntypes (Naturhistoriska riksmuseet, Warsaw Museum)

= *Epairops laevigata* Péringuey, 1892: 55 [syn. by Gebien (1920: 99)]

**Type data.** Syntypes (Cape Museum)

*frontalis variegata* (Péringuey, 1892: 55) *Epairops* [Gebien (1920: 99)]

**Type data.** Holotype (Cape Museum)

*superbus* Koch 1958: 217

**Type data.** Syntypes (Basel Museum, Budapest Museum, Ditsong Museum)

### Genus *Ethmus* Haag-Rutenberg-Rutenberg, 1873: 44

**Type species.** *Ethmus maculatus* Haag-Rutenberg, 1873 (by subsequent designation by Gebien (1937a: 778))

= *Tynthlobia* Fairmaire 1888b: 261 [junior subjective synonym proposed by Fairmaire (1891a: 250)]

**Type species.** *Tynthlobia quadricostata* Fairmaire, 1888 (by monotypy)

### Subgenus *Ethmomerus* Koch, 1954b: 243

**Type species.** *Ethmus (Ethmomerus) subcylindricus* Koch, 1954 (by original designation)

*brevis* Koch, 1954b: 261

**Type data.** Holotype (Tervuren Museum) and paratypes (Budapest Museum, Ditsong Museum, Tervuren Museum)

*subcylindricus* Koch, 1954b: 259

**Type data.** Holotype (British Museum) and paratypes (British Museum, Ditsong Museum)

### Subgenus *Ethmophobes* Koch, 1954b: 244

**Type species.** *Ethmus latus* Haag-Rutenberg, 1873 (by original designation)

*herero herero* Koch, 1958: 32

**Type data.** Holotype and paratypes (Ditsong Museum)

*herero pronamibensis* Koch, 1958: 32

**Type data.** Holotype and paratypes (Ditsong Museum)

*latus bisbicostatus* Koch, 1958: 30

**Type data.** Holotype (Ditsong Museum) and paratypes (Budapest Museum, Ditsong Museum)



*latus kaokoanus* Koch, 1958: 30

**Type data.** Holotype (Ditsong Museum) and paratypes (Budapest Museum, Ditsong Museum)

*latus latus* Haag-Rutenberg, 1873: 45 [Koch 1954b: 244]

**Type data.** Holotype (Naturhistoriska riksmuseet)

*paradisiacus angolanus* Koch, 1958: 33

**Type data.** Holotype and paratypes (Ditsong Museum)

*paradisiacus formosus* Koch, 1958: 33

**Type data.** Holotype (Ditsong Museum)

*paradisiacus paradisiacus* Koch, 1958: 28

**Type data.** Holotype (Ditsong Museum) and paratypes (Budapest Museum, Ditsong Museum)

*vernayi vernayi* Koch, 1958: 26

**Type data.** Holotype (Ditsong Museum) and paratypes (Basel Museum, Budapest Museum, Ditsong Museum)

*vernayi reductus* Koch, 1958: 28

**Type data.** Holotypes and paratypes (Ditsong Museum)

*vernayi marginatus* Koch, 1958: 28

**Type data.** Holotype (Ditsong Museum)

### Subgenus *Ethmus* Haag-Rutenberg, 1873: 44

**Type species.** *Ethmus maculatus* Haag-Rutenberg, 1873 (by subsequent designation by Gebien (1937a: 778))

*acinopoides* Koch, 1954b: 247

**Type data.** Holotype (Tervuren Museum) paratypes (Ditsong Museum, Tervuren Museum)

*analis* Gebien, 1910a: 150

**Type data.** Holotype (Basel Museum)

*barbosai* Koch, 1954b: 241

**Type data.** Holotype (Maputo Museum)

*borgesii* Koch, 1958: 21

**Type data.** Syntypes (Basel Museum, Budapest Museum, Ditsong Museum)

*cinereosparsus* Gebien, 1910a: 151

**Type data.** Syntypes (Basel Museum)

*dollmani* Koch, 1954b: 248

**Type data.** Holotype (British Museum) and paratypes (British Museum, Ditsong Museum)

*gedyei* Koch, 1954b: 252

**Type data.** Holotype (British Museum) and paratypes (British Museum, Ditsong Museum)

*maculatus* Haag-Rutenberg, 1873: 45

**Type data.** Syntypes (Paris Museum, Munich Museum – Haag-Rutenberg coll.)

*nyassicus* Koch, 1954b: 249

**Type data.** Holotype and paratypes (Munich Museum)

*plicatus* Müller, 1887: 300

**Type data.** Holotype (Leiden Museum)

*pygidialis* Koch, 1954b: 253

**Type data.** Holotype (Ditsong Museum)

*pustulatus* Koch, 1954b: 257

**Type data.** Holotype (National Congo) and paratypes (Budapest Museum, Ditsong Museum, National Congo)

*quadricostatus* (Fairmaire, 1888b: 261) *Tynthlobia* [Koch 1954b: 254]

**Type data.** Holotype (Leyden Museum)

*sculptus* Koch, 1954b: 255

**Type data.** Holotype (Munich Museum)

*silvanus* Koch, 1958: 22

**Type data.** Holotype (Ditsong Museum) and paratypes (Basel Museum, Budapest Museum, Ditsong Museum)

*tessellatus* Koch, 1958: 24

**Type data.** Holotype (Ditsong Museum)

### **incertae sedis**

*incostatus* Gebien, 1910a: 150

**Type data.** Syntypes (Basel Museum, Tervuren Museum)

**Notes.** Species unknown to Koch (1954, 1958).

### **Genus *Histrionotus* Koch, 1955: 44**

**Type species.** *Trachynotus lightfooti* Péringuey, 1892 (by original designation)

*lightfooti* (Péringuey, 1892: 122) *Trachynotus* [Koch, 1955: 44]

**Type data.** Syntypes (Cape Museum)

*omercooperi* Koch, 1955: 43

**Type data.** Koch (1955) did not provide any details concerning the type series. Therefore, a lectotype designation is needed to fix the taxonomic status of the genus and the species. **Lectotype**, designated here, “Aus, Gt. Namaqualand. / 17.IX.1950 / C. Koch, G. van Son”. Paralectotypes (Basel Museum, British Museum, Tervuren Museum).

**Notes.** Although Koch (1955: 44) states that *Histrionotus* was described as a monotypical genus (for *lightfooti*) he intentionally describes *Histrionotus omercooperi* on the preceding page.

**Genus *Microphligra* Koch, 1955: 47**

**Type species.** *Phligra minuta* Péringuey, 1904: (by original designation)

**Notes.** In caption of plate 9 in his paper from 1955 Koch introduced the second representative of *Microphligra*: “*Microphligra (Paraphligra) succulentium* (subg. nov. in litt. sp. nov. in litt.)”. A habitus of this beetle is presented in the preceding page. However, Koch did not specify any characters separating this new entity from the *Microphligra minuta*, therefore this cannot be treated as a valid description according to the regulations of the ICZN (1999).

*minuta* (Péringuey 1904: 236) *Phligra* [Koch, 1955: 47]

**Type data.** Holotype (Cape Museum)

**Genus *Ossiporis* Pascoe, 1866: 451**

**Type species.** *Ossiporis terrena* Pascoe, 1866 (by monotypy)

= *Epairops* Fähræus, 1870: 282 [syn. by Gebien (1937b: 37)]

**Type species.** *Epairops fragilis* Fähræus, 1870 (by monotypy)

*angolensis* Koch, 1953b: 86

**Type data.** Holotype (British Museum) and paratype (Ditsong Museum)

*capeneri* Koch, 1953d: 7

**Type data.** Holotype (Ditsong Museum) and paratypes (British Museum)

*crenulimargo* Koch, 1953d: 26

**Type data.** Holotype (British Museum) and paratypes (British Museum, Brussels Museum, Ditsong Museum)

*marshalli* Koch, 1953d: 24

**Type data.** Holotype (British Museum)

*taterae* Koch, 1953d: 2

**Type data.** Holotype (Tervuren Museum)

*terrena chubbi* Koch, 1953d: 25

**Type data.** Holotype (Ditsong Museum) and paratypes (Durban Museum)

*terrena fragilis* (Fähræus, 1870: 282) *Epairops* [Gebien, 1937b: 37]

**Type data.** Lectotype, designated by Ferrer (2004a) (Naturhistoriska riksmuseet) and paralectotypes (British Museum, Naturhistoriska riksmuseet)

*terrena terrena* Pascoe, 1866: 452

**Type data.** Holotype (Basel Museum, British Museum)

*terrena rhodesiana* Koch, 1953d: 8

**Type data.** Holotype (Ditsong Museum) and paratypes (British Museum, Ditsong Museum, Rhodesia Museum)

*terrena zoutpansbergensis* Koch, 1953d: 28

**Type data.** Holotype and paratypes (Ditsong Museum)

*undulicostis* Koch, 1953d: 6

**Type data.** Holotype (Rhodesia Museum)

### Genus *Oxycerus* Koch, 1955:46

**Type species.** *Trachynotus resolutus* Péringuey, 1904 (by original designation)

*resolutus* (Péringuey, 1904: 234) *Trachynotus* [Koch, 1955: 46]

**Type data.** Holotype (Ditsong Museum)

### Genus *Somaticus* Hope, 1840: 117

**Type species.** *Sepidium rugosum* Fabricius, 1781 (by original designation)

### Subgenus *Acromaticus* Koch, 1955: 143

**Type species.** *Sepidium acuminatum* Quensel, 1806 (by original designation); syn. of *Sepidium striatum* Thunberg, 1787

*adventitus* (Péringuey, 1899: 229) *Trachynotus* [Koch, 1955: 169]

**Type data.** Syntypes (Cape Museum)

*albanyensis* Koch, 1955: 164

**Type data.** Holotype (British Museum)

*algoensis* Koch, 1955: 153

**Type data.** Syntypes (Budapest Museum, Ditsong Museum)

*bisinuatus* Koch, 1955: 155

**Type data.** Syntypes (Ditsong Museum)

*caviventris* Koch, 1955: 158

**Type data.** Holotype (Ditsong Museum)

*cohaerens* Koch, 1955: 166

**Type data.** Syntypes (Budapest Museum, Ditsong Museum)

*corallipes* Koch, 1955: 157

**Type data.** Syntypes (Basel Museum, Budapest Museum, Ditsong Museum)

*dimorphus* Koch, 1955: 172

**Type data.** Syntypes (Basel Museum, Budapest Museum, Cape Museum)

*georgensis* Koch, 1955: 166

**Type data.** Holotype (Cape Museum)

*hirundo* Koch, 1955: 159

**Type data.** Holotype (Cape Museum) and paratypes (Cape Museum, Ditsong Museum)

**Notes.** Koch (1955: 159) designated a variety named “*rubripes*”. The author expressly gave it infrasubspecific rank, since he also designated taxa at the subspecies level. Therefore, according to art. 45.6.4. of the ICZN (1999) it should not be treated as a subspecies.

*karrooensis* Koch, 1955: 164

**Type data.** Syntypes (Basel Museum, Budapest Museum, Ditsong Museum)

*licinoides* (Haag-Rutenberg, 1873: 7) *Trachynotus* [Koch, 1955: 176]

**Type data.** Syntypes (Munich Museum)

= *Trachynotus rusticus* Péringuey, 1899: 300 [syn. by Gebien (1937a: 773)]

**Type data.** Syntypes (Cape Museum)

*malaisei* Koch, 1955: 172

**Type data.** Syntypes (Basel Museum, British Museum, Budapest Museum, Ditsong Museum)

*marlothi* Koch, 1955: 17

**Type data.** Holotype (Ditsong Museum)

*moerens* (Haag-Rutenberg, 1879: 294) *Trachynotus* [Koch, 1955: 162]

**Type data.** Holotype (British Museum)

**Notes.** Type deposition information after Koch (1955).

*namaquensis* Koch, 1955: 170

**Type data.** Syntypes (Basel Museum, Budapest Museum, Ditsong Museum)

*nitens* (Péringuey, 1899: 298) *Trachynotus* [Koch, 1955: 171]

**Type data.** Syntypes (Cape Museum)

*nollothensis* Koch, 1955: 158

**Type data.** Holotype (Cape Museum)

*praephallatus frigidorae* Koch, 1955: 162

**Type data.** Syntypes (Ditsong Museum)

*praephallatus praephallatus* Koch, 1955: 161

**Type data.** Holotype and paratype (Ditsong Museum)

*punctiger* (Haag-Rutenberg, 1873: 15) *Trachynotus* [Koch, 1955: 156]

**Type data.** Holotype (Museum Berlin)

*purcelli* Koch, 1955: 151

**Type data.** Syntypes (Cape Museum)

*saxicola* Koch, 1955: 177

**Type data.** Holotype (Ditsong Museum)

*scaber* (Haag-Rutenberg, 1873: 15) *Trachynotus* [Koch, 1955: 175]

**Type data.** Holotype (Munich Museum)

*striatus* (Thunberg, 1787: 48) *Sepidium* [Ferrer, 2009: 114]

**Type data.** Holotype (Uppsala University)

= *Sepidium acuminatus* Quensel, 1806: 130 [syn. by Ferrer (2009: 114)]

**Type data.** Syntypes (Naturhistoriska riksmuseet)

*suturalifer* Koch, 1955: 151

**Type data.** Holotype (Cape Museum)

*transmontanus* Koch, 1955: 167

**Type data.** Holotype (Cape Museum)

*vansonianus* Koch, 1955: 154

**Type data.** Syntypes (Ditsong Museum)

### Subgenus *Bechuanitis* Koch, 1955: 93

**Type species.** *Trachynotus brucki* Haag-Rutenberg, 1873 (by original designation)

*bohemani bohemani* (Haag-Rutenberg, 1873: 11) *Trachynotus* [Koch, 1955: 94]

**Type data.** Holotype (Munich Museum) and paratype (Naturhistoriska riksmuseet)

**Notes.** Type deposition information after Koch (1955).

*bohemani gaerdesi* Koch, 1955: 95

**Type data.** Holotype (Ditsong Museum)

*bohemani scherzi* Koch, 1955: 96

**Type data.** Syntypes (Ditsong Museum)

*brucki brucki* (Haag-Rutenberg, 1873: 13) *Trachynotus* [Koch, 1955: 93]

**Type data.** Holotype (Naturhistoriska riksmuseet)

**Notes.** Type deposition information after Koch (1955).

*brucki ovamboanus* Koch, 1955: 104

**Type data.** Holotype (Ditsong Museum)

*brucki poweri* (Hesse, 1935: 554) *Trachynotus* [Koch, 1955: 104]

**Type data.** Holotype (Cape Museum)

**Notes.** Type deposition information after Koch (1955).

*cinctus* (Haag-Rutenberg, 1873: 12) *Trachynotus* [Koch, 1955: 97]

**Type data.** Holotype (Naturhistoriska riksmuseet)

**Notes.** Type deposition information after Koch (1955).

*geniculatus geniculatus* (Haag-Rutenberg, 1873: 21) *Trachynotus* [Koch, 1955: 99]

**Type data.** Syntypes (British Museum, Munich Museum)

*geniculatus hessei* Koch, 1955: 101

**Type data.** Syntypes (Budapest Museum, Ditsong Museum)

*geniculatus pluricostatus* Koch, 1955: 100

**Type data.** Syntypes (Ditsong Museum, Munich Museum)

*hereroensis* Koch, 1955: 99

**Type data.** Holotype (University Lund)

*rugulosicollis* (Hesse, 1935: 554) *Trachynotus* [Koch, 1955: 102]

**Type data.** Syntypes (Cape Museum, Ditsong Museum)

### Subgenus *Ceromelaephus* Koch, 1955: 87

**Type species.** *Trachynotus badeni* Haag-Rutenberg, 1873 (by original designation)

*badeni* (Haag-Rutenberg, 1873: 10) *Trachynotus* [Koch, 1955: 87]

**Type data.** Holotype (Munich Museum – Haag-Rutenberg coll.)

= *Trachynotus scrobiculatus* Péringuey, 1885: 110 [syn. by Gebien (1937a: 773)]

**Type data.** Holotype (Cape Museum)

*seminitidus* Koch, 1955: 89

**Type data.** Holotype (Ditsong Museum) and paratypes (Budapest Museum, Cape Museum, Naturhistoriska riksmuseum)

*strangulatus arborarius* Koch, 1955: 92

**Type data.** Syntypes (Budapest Museum, Ditsong Museum)

*strangulatus auobensis* Koch, 1955: 93

**Type data.** Holotype and paratypes (Ditsong Museum)

*strangulatus patzelti* Koch, 1955: 92

**Type data.** Holotype (Ditsong Museum) and paratype (California Academy of Science)

*strangulatus rehobothensis* Koch, 1955: 92

**Type data.** Holotype (Ditsong Museum) and paratypes (Cape Museum)

*strangulatus strangulatus* (Gebien, 1920: 92) *Trachynotus* [Koch, 1955: 90]

**Type data.** Holotype (Basel Museum)

*wahlbergi ausensis* Koch, 1955: 90

**Type data.** Holotype (Cape Museum) and paratype (Ditsong Museum)

*wahlbergi wahlbergi* (Haag-Rutenberg, 1873: 10) *Trachynotus* [Koch, 1955: 89]

**Type data.** Holotype (Naturhistoriska riksmuseum)

**Notes.** Type deposition information after Koch (1955).

### Subgenus *Clinocranion* Solier, 1843: 114

**Notes.** While describing this genus Solier (1843) used two following forms of the name, *Clinocranion* and *Chynocranion*. Koch (1955: 70), the first reviewer, selected the first one.

Treated as a subgenus of *Trachynotus* (e.g., Gebien 1920), while the current interpretation proposed by Koch (1955).

**Type species.** *Clinocranion spinosum* Solier, 1843 (by subsequent designation by Lucas (1920: 190))

*planatus drukeri* Koch, 1955: 73

**Type data.** Syntypes (Budapest Museum, Ditsong Museum, Tervuren Museum)

*planatus planatus* (Solier, 1843: 116) *Clinocranion* [Koch, 1955: 72]

**Type data.** Holotype (Geneva Museum – Gory collection)

**Notes.** Type deposition information after Koch (1955).

*planatus subdamarensis* Koch, 1955: 73

**Type data.** Holotypes and paratypes (Ditsong Museum)

*spinosus* (Solier, 1843: 115) *Clinocranion* [Koch, 1955: 71]

**Type data.** Holotype (Geneva Museum)

**Subgenus *Diacis* Koch, 1955: 105**

**Type species.** *Trachynotus regalis* Haag-Rutenberg, 1875 (original designation)

*angustus* (Péringuey, 1886: 125) *Trachynotus* [Koch, 1955: 106]

**Type data.** Syntypes (Cape Museum)

*distinctus* (Péringuey, 1892: 54) *Trachynotus* [Koch, 1955: 105]

**Type data.** Syntypes (Cape Museum)

*regalis* (Haag-Rutenberg, 1875: 82) *Trachynotus* [Koch, 1955: 106]

**Type data.** Syntypes (British Museum, Munich Museum – Haag-Rutenberg coll.)

**Subgenus *Somaticus* Hope, 1840: 117**

**Notes.** Although the correct original spelling of this genus group name is *Somaticum* (Hope, 1840: 117 and errata), to our knowledge all subsequent authors have used the incorrect subsequent spelling *Somaticus* and that this incorrect subsequent spelling is in prevailing usage and attributed to the publication of the original spelling; therefore this genus-group name is to be preserved and deemed to be the correct original spelling (ICZN 1999, Art. 33.3.1).

**Type species.** *Sepidium rugosum* Fabricius, 1781 (by original designation)

= *Gonopterus* Solier, 1843: 101 [junior subjective synonym proposed by Gebien, 1910b: 163]

**Type species.** *Sepidium rugosum* Fabricius, 1781 (by monotypy)

*aeneus* (Solier, 1843: 111) *Trachynotus* [Koch, 1955: 82]

**Type data.** Syntypes (Geneva Museum)

**Notes.** Type deposition information after Koch (1955).

*bisbicosatus* (Gebien, 1920: 93) *Trachynotus* [Koch, 1955: 86]

**Type data.** Neotype (Basel Museum), designated by Koch (1955: 86)

**Notes.** According to Koch (1955) the holotype was originally preserved in the Museum Hamburg, but was destroyed during the World War II.

*decoratipes cisfluminis* Koch, 1955: 81

**Type data.** Syntypes (Budapest Museum, Ditsong Museum)

*decoratipes decoratipes* Koch, 1955: 79

**Type data.** Syntypes (Basel Museum, Budapest Museum, Cape Museum, Ditsong Museum)

*glabriventris* Koch, 1955: 78

**Type data.** Syntypes (Basel Museum, Budapest Museum, Paris Museum)

*rugosus rugosissimus* Koch, 1955: 78

**Type data.** Syntypes (Cape Museum)

*rugosus rugosus* (Fabricius, 1781: 315) *Sepidium* [Koch, 1955: 76]

**Type data.** Holotype (Copenhagen Museum) and paratypes (British Museum)

**Notes.** Type deposition information after Koch (1955)



= *Pimelia leucophrys* Herbst, 1799: 115 [syn. by Haag-Rutenberg, 1873: 8]

**Type data.** Holotype (Berlin Museum)

*rugosus testaceipes* Koch, 1955: 77

**Type data.** Syntypes (Ditsong Museum)

*stali* (Haag-Rutenberg, 1873: 18) *Trachynotus* [Koch, 1955: 85]

**Type data.** Holotype (Naturhistoriska riksmuseet)

= *Clinocranion latemarginatum* Péringuey, 1885: 115 [syn. by Gebien (1910b: 165)]

**Type data.** Holotype (Cape Museum)

*straminicornis* Koch, 1955: 81

**Type data.** Holotype (Ditsong Museum)

*stridulatus* Koch, 1955: 78

**Type data.** Syntypes (Budapest Museum, California Academy, Ditsong Museum, Stellenbosch University)

*welwitschi* Koch, 1955: 84

**Type data.** Syntypes (British Museum)

### Subgenus *Tracheloem* Hope, 1840: 116

**Type species.** *Tracheloem laticolle* Hope, 1840 (by original designation)

*carinatus cancellatus* Koch, 1955: 200

**Type data.** Holotype (Ditsong Museum)

*carinatus carinatus* (Solier, 1843: 109) *Trachynotus* [Koch, 1955: 199]

**Type data.** Holotype (Geneva Museum)

**Notes.** Type deposition information after Haag-Rutenberg (1871).

*carinatus chevrolati* (Haag-Rutenberg, 1873: 35) *Trachynotus* [Koch, 1955: 54]

**Type data.** Syntypes (Munich Museum – Haag-Rutenberg coll.)

*contractus* (Haag-Rutenberg, 1873: 27) *Trachynotus* [Koch, 1955: 189]

**Type data.** Holotype (Museum Berlin)

**Notes.** Type deposition information after Koch (1955).

*dilatatus* (Haag-Rutenberg, 1873: 25) *Trachynotus* [Koch, 1955: 182]

**Type data.** Holotype (Munich Museum)

*fabraeusi* Koch, 1955: 185

**Type data.** Syntypes (Cape Museum)

**Notes.** Koch (1955) designates a variety “*M-signatus*”. Judging from the context, Koch expressively gave it the infrasubspecific rank. Therefore, according to art. 45.6.4. of the ICZN (1999) it should not be treated as a subspecies.

*giganteus* Koch, 1955: 194

**Type data.** Syntypes (Budapest Museum, Ditsong Museum)

*hoffmanni* (Haag-Rutenberg, 1878: 93) *Trachynotus* [Koch, 1955: 201]

**Type data.** Holotype (Stuttgart Museum)

*impressicollis* (Péringuey, 1885: 111) *Trachynotus* [Koch, 1955: 200]

**Type data.** Syntypes (Cape Museum)

*intermedius* (Haag-Rutenberg, 1878: 92) *Trachynotus* [Koch, 1955: 195]

**Type data.** Holotype (Munich Museum – Haag-Rutenberg coll.)

*laticollis* (Hope, 1840: 116) *Tracheloenum* [Koch, 1955: 179]

**Type data.** Holotype (Oxford University – Hope coll.)

**Notes.** Type deposition information after Koch (1955).

*maculosus* (Fähræus, 1870: 276) *Trachynotus* [Koch, 1955: 184]

**Type data.** Syntypes (Naturhistoriska riksmuseet)

**Notes.** Type deposition information after Koch (1955).

*marginatus* (Thunberg, 1787) *Sepidium* [Ferrer: 2009: 114]

**Type data.** Holotype (Uppsala University)

= *Trachynotus laevis* Fähræus, 1870: 275 [syn. by Ferrer, 2009: 114]

**Type data.** Syntypes (Naturhistoriska riksmuseet, Warsaw Museum)

**Notes.** Type deposition information after Koch (1955).

= *Trachynotus glaber* Fähræus, 1870: 275 [syn. by Koch (1955: 181)]

**Type data.** Syntypes (Naturhistoriska riksmuseet)

*pretorianus bushveldeus* Koch, 1955: 183

**Type data.** Holotype (Ditsong Museum) and paratype (Cape Museum)

*pretorianus pretorianus* Koch, 1955: 182

**Type data.** Syntypes (Basel Museum, Budapest Museum, Ditsong Museum)

*silphoides metallescens* Koch, 1955: 194

**Type data.** Holotype (South African National Collection)

*silphoides nigronitens* Koch, 1955: 193

**Type data.** Syntypes (Cape Museum, Ditsong Museum)

*silphoides peringueyi* Koch, 1955: 191, replacement name

= *Trachynotus plicipennis* Péringuey, 1899: 300 [junior primary homonym of *Trachynotus plicipennis* Haag-Rutenberg, 1873: 38]

**Type data.** Syntypes (Cape Museum)

*silphoides silphoides* (Fähræus, 1870: 274) *Trachynotus* [Koch, 1955: 191]

**Type data.** Holotype (Naturhistoriska riksmuseet)

**Notes.** Type deposition information after Koch (1955).

*silphoides swazicola* Koch, 1955: 193

**Type data.** Syntypes (Munich Museum)

*similis* (Haag-Rutenberg, 1873: 35) *Trachynotus* [Koch, 1955: 196]

**Type data.** Holotype (Munich Museum – Haag-Rutenberg coll.)

*transvaalensis* Koch, 1955: 197

**Type data.** Syntypes (Cape Museum, Ditsong Museum)

*vittiger* (Haag-Rutenberg, 1873: 22) *Trachynotus* [Koch, 1955: 187]

**Type data.** Holotype (British Museum)

**Notes.** Type deposition information after Koch (1955).

**Subgenus *Trachyderes* Koch, 1955: 112**

**Type species.** *Trachynotus bipunctatus* Haag-Rutenberg, 1873 (by original designation)

*albomaculatus* (Haag-Rutenberg, 1873: 41) *Trachynotus* [Koch, 1955: 142]

**Type data.** Holotype (Munich Museum – Haag-Rutenberg coll.)

= *Trachynotus terrenus* Péringuey, 1885: 114 [syn. by Gebien, 1937a: 773]

**Type data.** Syntypes (Cape Museum)

*barnardi* Koch, 1955: 137

**Type data.** Holotype (Cape Museum)

*bipunctatus bipunctatus* (Haag-Rutenberg, 1873: 20) *Trachynotus* [Koch, 1955: 113]

**Type data.** Syntypes (Munich Museum – Haag-Rutenberg coll.)

*bipunctatus pilosus* (Péringuey, 1885: 112) *Trachynotus* [Koch, 1955: 121]

**Type data.** Syntypes (Cape Museum)

*braunsi* Koch, 1955: 135

**Type data.** Syntypes (Basel Museum, British Museum, Budapest Museum, Ditsong Museum, Tervuren Museum)

*cordipennis* Koch, 1955: 136

**Type data.** Holotype (Ditsong Museum)

*dubius* (Péringuey, 1885: 114) *Trachynotus* [Koch, 1955: 130]

**Type data.** Holotype (Cape Museum)

= *Trachynotus sericeus* Péringuey, 1886: 124 [syn. by Gebien, 1937a: 773]

**Type data.** Syntypes (Cape Museum)

= *Trachynotus dubius maculipennis* Gebien, 1920: 99 [syn. by Koch 1955: 130]

**Type data.** Syntypes (Hamburg University)

*dutoiti* Koch, 1955: 118

**Type data.** Syntypes (Basel Museum, Budapest Museum, Ditsong Museum)

*eremicola* Koch, 1955: 129

**Type data.** Syntypes (Cape Museum, Ditsong Museum)

*fitzsimonsi* Koch, 1955: 126

**Type data.** Holotype (Ditsong Museum) and paratypes (Budapest Museum, Ditsong Museum)

*goryi* (Solier, 1843: 112) *Trachynotus* [Koch, 1955: 117]

**Type data.** Holotype (Geneva Museum)

**Notes.** Type deposition information after Koch (1955).

*gracilipes* (Haag-Rutenberg, 1873: 19) *Trachynotus* [Koch, 1955: 128]

**Type data.** Syntypes (Munich Museum – Haag-Rutenberg coll.)

= *Trachynotus attenuatus* Péringuey 1886: 125 [syn. by Gebien, 1910b: 164]

**Type data.** Syntypes (Cape Museum)

*gunvorae amnigenus* Koch, 1955: 123

**Type data.** Holotype (Cape Museum)

*gunvorae cylindricollis* Koch, 1955: 122

**Type data.** Holotype (Cape Museum)

*gunvorae gunvorae* (Koch, 1953c: 12) *Trachynotus* [Koch, 1955: 121]

**Type data.** Holotype (Lund University) and paratypes (Ditsong Museum, Lund University)

*haagi haagi* (Péringuey, 1899: 299) *Trachynotus* [Koch, 1955: 114]

**Type data.** Holotype (Cape Museum)

*haagi pilipeplus* Koch, 1955: 116

**Type data.** Holotype (Ditsong Museum) and paratype (Naturhistoriska riksmuseet)

*incostatus* (Gebien, 1920: 99) *Trachynotus* [Koch, 1955: 138]

**Type data.** Syntypes (Basel Museum)

*kungorum* Koch, 1955: 140

**Type data.** Syntypes (Ditsong Museum)

*plutus* Koch, 1955: 134

**Type data.** Holotype (Ditsong Museum) and paratypes (California Academy, Ditsong Museum, Munich Museum)

*pygmaeus* (Fåhraeus, 1870: 279) *Trachynotus* [Koch, 1955: 141]

**Type data.** Holotype (Naturhistoriska riksmuseet)

= *Trachynotus tantillus* Péringuey, 1899: 301 [syn. by Péringuey (1904: 297)]

**Type data.** Holotype (Cape Museum)

*ratus* Koch, 1955: 125

**Type data.** Syntypes (Basel Museum, Budapest Museum, Ditsong Museum)

*tentyrioides* (Haag-Rutenberg, 1873: 24) *Trachynotus* [Koch, 1955: 124]

**Type data.** Holotype (Munich Museum)

= *Trachynotus acuticostis* Gebien 1920: 97 [syn. by Koch (1955: 124)]

**Type data.** Syntypes (Basel Museum)

*tibialis* (Haag-Rutenberg, 1873: 20) *Trachynotus* [Koch, 1955: 132]

**Type data.** Holotype (Munich Museum)

**Notes.** Koch (1955) designates a variety “*nigripes*”. Judging from the context, Koch expressively give it the infrasubspecific rank. Therefore, according to art. 45.6.4. of the ICZN (1999) is should not be treated as a subspecies.

*zinni* Koch, 1955: 133

**Type data.** Syntypes (Cape Museum)

### Subgenus *Trichotrachys* Koch, 1955: 201

**Type species.** *Trachynotus sordidus* Gerstaecker, 1854 (by original designation)

*angulatus* (Fåhraeus, 1870: 277) *Trachynotus* [Koch, 1955: 206]

**Type data.** Holotype (Naturhistoriska riksmuseet)

**Notes.** Type deposition information after Koch (1955).

*darlingtoni* Koch, 1955: 212

**Type data.** Syntypes (Budapest Museum, Ditsong Museum)

*funestus* (Fåhraeus, 1870: 278) *Trachynotus* [Koch, 1955: 227]

**Type data.** Holotype (Naturhistoriska riksmuseet)

**Notes.** Type deposition information after Koch (1955).

*griseus* (Fåhraeus, 1870: 277) *Trachynotus* [Koch, 1955: 214]

**Type data.** Holotype (Naturhistoriska riksmuseet)

**Notes.** Type deposition information after Koch (1955).

*hispidus* (Hesse, 1935: 555) *Trachynotus* [Koch, 1955: 225]

**Type data.** Syntype (Cape Museum, Ditsong Museum)

*histrion* Koch, 1955: 229

**Type data.** Holotype (Cape Museum)

*lutulentus lutulentus* (Péringuey, 1899: 301) *Trachynotus* [Koch, 1955: 222]

**Type data.** Holotype (Cape Museum)

*lutulentus montisdraconis* Koch, 1955: 223

**Type data.** Syntypes (Durban Museum)

*metropolis* Koch, 1955: 227

**Type data.** Syntypes (Basel Museum, British Museum, Budapest Museum, Ditsong Museum)

*newtoni* Koch, 1955: 223

**Type data.** Holotype (Ditsong Museum)

*obscurus* Koch, 1955: 208

**Type data.** Syntypes (Cape Museum)

*schalkwykiae* Koch, 1955: 213

**Type data.** Syntypes (Pretoria University)

*sinuatus* Koch, 1955: 208

**Type data.** Holotype (Ditsong Museum)

*sordidus* (Gerstaecker, 1854: 532) *Trachynotus* [Koch, 1955: 205]

**Type data.** Syntypes (Berlin Museum)

*terricola setulosus* (Haag-Rutenberg, 1873: 31) *Trachynotus* [Koch, 1955: 216]

**Type data.** Syntypes (Munich Museum, Warsaw Museum)

**Notes.** Type deposition information after Koch (1955).

*terricola terricola* (Fåhraeus, 1870: 278) *Trachynotus* [Koch, 1955: 215]

**Type data.** Syntypes (Naturhistoriska riksmuseet)

**Notes.** Type deposition information after Koch (1955).

*testudo* Koch, 1955: 220

**Type data.** Holotype (Cape Museum)

*varicollis brachythorax* Koch, 1955: 211

**Type data.** Syntypes (Budapest Museum, Ditsong Museum)

*varicollis disconnectus* Koch, 1955: 212

**Type data.** Holotype (Cape Museum) and paratypes (Cape Museum, Ditsong Museum)

*varicollis varicollis* Koch, 1955: 209

**Type data.** Syntypes (Budapest Museum, Ditsong Museum)

*vestitus* (Haag-Rutenberg, 1873: 30) *Trachynotus* [Koch, 1955: 218]

**Type data.** Holotype (Munich Museum – Haag-Rutenberg coll.)

*zumpti rhodesianus* Koch, 1955: 220

**Type data.** Holotype (Ditsong Museum) and paratype (Cape Museum)

*zumpti zumpti* Koch, 1955: 219

**Type data.** Syntypes (Budapest Museum, Ditsong Museum)

### Subgenus *Trichotrichus* Koch, 1955: 108

**Type species.** *Trachynotus crinitus* Haag-Rutenberg, 1873 (by original designation)

*crinitus* (Haag-Rutenberg, 1873: 32) *Trachynotus* [Koch, 1955: 109]

**Type data.** Holotype (Munich Museum – Haag-Rutenberg coll.)

*kraatzi kraatzi* (Haag-Rutenberg, 1873: 33) *Trachynotus* [Koch, 1955: 110]

**Type data.** Holotype (Munich Museum – Haag-Rutenberg coll.)

*kraatzi fulvohirtus* Koch, 1955: 111

**Type data.** Syntypes (Basel Museum, Budapest Museum, Ditsong Museum)

*kraatzi orientalis* Koch, 1955: 112

**Type data.** Holotype (Ditsong Museum) and paratypes (Stellenbosch University)

*serratus* (Péringuey, 1885: 112) *Trachynotus* [Koch, 1955: 112]

**Type data.** Holotype (Cape Museum)

### Subgenus *Tropitrachys* Koch, 1955: 229

**Type species.** *Trachynotus peregrinator* Koch, 1953a (by original designation)

*peregrinator* (Koch, 1953a: 179) *Trachynotus* [Koch, 1955: 230]

**Type data.** Holotype (British Museum) and paratypes (British Museum, Budapest Museum, Ditsong Museum)

*tropicalis* Koch, 1955: 231

**Type data.** Holotype (Frankfurt Museum)

*incertae sedis*

*damarinus* Péringuey, 1904: 233 [Ferrer 2000: 145]

**Type data.** Holotype (Naturhistoriska riksmuseet)

**Notes.** Ferrer (2000) transferred this species to the genus *Somaticus*. However, he treated “*Trachynotideus*” as a valid generic name and interpreted it as a subgenus within *Somaticus*. This view is not shared here (see comments to the genus *Trachynotidus*) therefore *damarinus* is considered *incertae sedis*.

*scutelliformis* (Laporte, 1840: 197) *Sepidium*

**Type data.** Holotype (Munich Museum)

**Notes.** See Koch (1955: 56) for details.

**Genus *Trachynotus* Latreille, 1828: 579**

**Type species.** *Sepidium vittatus* Fabricius, 1781 (**here designated**)

**Notes.** *Trachynotus* used to be attributed to Latreille (1829: 14). In that publication, *Sepidium reticulatum* was one of the originally included species and this species was later selected as the type species (see Hope 1840: 115). However, the present literature investigation revealed that the name *Trachynotus* was made available earlier (Latreille 1828). Three following species were originally included: *acuminatus* Quensel, 1806 (currently classified in *Somaticus*), *clathratum* (attributed to Fabricius), and *vittatum* Fabricius, 1781. In order to provide the nomenclatural stability the last taxon is hereby designated as a type species of *Trachynotus*.

= *Hipomelus* Dejean, 1834: 181 [junior objective synonym; see Bousquet & Bouchard (2013: 47)]

**Type species.** *Sepidium vittatum* Fabricius, 1781 (by subsequent designation by Hope (1840))

*albulus* Péringuey, 1886: 127

**Type data.** Syntypes (Cape Museum)

*elongatus* (Olivier, 1795: 8) *Sepidium* [Haag-Rutenberg, 1873: 36]

**Type data.** Syntypes (Paris Museum)

*leucographus* Solier, 1843: 107

**Type data.** Syntypes (Paris Museum)

*lutosus* Péringuey, 1885: 113

**Type data.** Syntypes (Cape Museum)

*meracus* Péringuey, 1899: 302

**Type data.** Holotype (Cape Museum)

*ornatus* Haag-Rutenberg, 1873: 40

**Type data.** Holotype (Munich Museum – Haag-Rutenberg coll.)

*plicipennis* Haag-Rutenberg, 1873: 38

**Type data.** Holotype (Munich Museum – Haag-Rutenberg coll.)

*proximus* Laporte, 1840: 197

**Type data.** Holotype (Paris Museum)

*recurvus* Haag-Rutenberg, 1873: 38

**Type data.** Holotype (Munich Museum – Haag-Rutenberg coll.)

*reticulatus* (De Geer, 1778: 651) *Tenebrio* [Haag-Rutenberg, 1873: 2]

**Type data.** Holotype (Naturhistoriska riksmuseet)

= *Sepidium reticulatum* Thunberg, 1791: 23 [syn. by Ferrer (2009: 116)]

**Type data.** Syntypes (Uppsala University)

*sctulosus* Haag-Rutenberg, 1873: 31

**Type data.** Syntypes (Munich Museum – Haag-Rutenberg coll.)

*tricastatus* Haag-Rutenberg, 1873: 23

**Type data.** Holotype (Munich Museum – Haag-Rutenberg coll.)

*variegatus* Haag-Rutenberg, 1878: 94

**Type data.** Holotype (Munich Museum – Haag-Rutenberg coll.)

*vicinus* (Haag-Rutenberg, 1871b: 51) *Psammodes* [Koch, 1955: 46]

**Type data.** Syntypes (Geneva Museum, Warsaw Museum)

*vittatus* (Fabricius, 1781: 315) *Sepidium* [Haag-Rutenberg, 1873: 5]

**Type data.** Syntypes (British Museum, Copenhagen Museum)

= *Sepidium vittatum* Thunberg, 1791: 24 [syn. by Ferrer (2009: 117)]

**Type data.** Syntypes (Uppsala University)

= *Sepidium plicatus* Wiedemann, 1823: 39 [syn. by Koch (1955: 46)]

**Type data.** Holotype (Humboldt University)

= *Trachynotus lacunosus* Solier, 1843: 110 [syn. by Haag-Rutenberg (1873: 39)]

**Type data.** Syntypes (Paris Museum)

### Genus *Trichethmus* Gebien, 1937b: 45

**Type species.** *Trichethmus lobicolis* Gebien, 1937b: 45 (by monotypy)

*lobicolis* Gebien, 1937b: 46

**Type data.** Holotype (Basel Museum)

### Acknowledgements

Funding for this study was provided by the NSF ARTS Program (DEB #1754630). Publication costs were covered by the funding from the Species File Group of the Illinois Natural History Survey. The authors would like to thank Yves Bousquet (Gatineau, Quebec, Canada) and Ottó Merkl (Budapest, Hungary) for providing useful nomenclatural information.

### References

- Agassiz L (1846) Nomenclatoris Zoologici Index Universalis. Jent et Gassmann, Soloduri, 1135 pp.
- Allard E (1870) [new species description]. Petites Nouvelles Entomologiques 13: 49–50.
- Allard E (1874) Mémoire sur les Coléoptères Ténébrionides formant les genres *Sepidium*, Fabr. & Vieta, Cast. Revue et Magasin de Zoologie 3: 120–151.
- Allard E (1882) Communications. Bulletin de la Société Entomologique de France 6: 87.
- Amyot CJB (1835) M. de Pierret. M. Pierreti. Seville. Magasin de Zoologie 9: pl. 129.
- Ancey CF (1881a) Descriptions de Coléoptères nouveaux d'Aden. Le Naturaliste 50: 39.
- Ancey CF (1881b) Descriptions de Coléoptères nouveaux. Le Naturaliste 58: 461–462.
- Ancey CF (1883) Contributions à la faune de l'Afrique Orientale Descriptions de Coléoptères nouveaux. Il Naturalista Siciliano 2: 116–120.
- Antoine M (1932) Notes d'entomologie Marocaine. Bulletin de la Société des Sciences Naturelles du Maroc 12: 173–188.



- Antoine M (1951a) Notes d'entomologie Marocaine. Bulletin de la Société des sciences naturelles et physiques du Maroc 30: 87–101.
- Ardoin P (1977) Coleoptera Tenebrionidae. Scientific report of the Belgian Mt. Kenya bio-expedition, 1975. no 10. Revue de Zoologie Africaine 91(4): 811–816.
- Ardoin P (1979) Mission Balachowsky-Menier dan l'ancien territoire Français des Afars et des Issas. Bulletin de la Société Entomologique de France 8 4: 58–61.
- Baudi F (1875) Catalogo dei Tenebrioniti della fauna Europea e circummediterranea appartenenti alle collezioni del Museo Civico di Genova. Annali del Museo Civico di Storia Naturale di Genova 7: 684–703.
- Baudi F (1876) Europaea et circummediterranae faunae Tenebrionidum specierum, quae Comes Dejean in suo Catalogo, editio 3a, consignavit, ex ejusdem collectione in R. Taurinensi Musaeo asservata, cum auctorum hodie recepta denominatione collatio. Deutsche Entomologische Zeitschrift 20: 1–74.
- Bertoloni J (1849) Illustratio rerum naturalium Mozambici. Dissertatio 1 de Coleopteris. Novi Commentarii Academiae Scientiarum Instituti Bononiensis 10: 381–434.
- Bezděk J, Regalin R (2015) Identity of species-group taxa of the Western Palaearctic Clytrini (Coleoptera: Chrysomelidae) described by Maurice Pic and Louis Kocher. Acta Entomologica Musei Nationalis Pragae 55(supplement): 1–113.
- Billberg CJ (1815) Insecta ex ordine coleopterorum descripta. Uppsala Kungliga Vetenskapliga Sällskapet. Nova Acta 2: 271–281.
- Boheman CH (1847) Arsberattelse om Zoologiens Framsteg under Aren 1845 och 1846 till Kongl. Vetenskaps Akademien AFGIFVEN af Zoologie Intendenterna. Andra Delen (Insecta. Linn.). Stockholm, 276 pp.
- Bouchard P, Lawrence JF, Davies A, Newton AF (2005) Synoptic classification of the world Tenebrionidae (Insecta: Coleoptera) with a review of family-group names. Annales Zoologici 55(4): 499–530.
- Bouchard P, Bousquet Y, Davies AE, Alonso-Zarazaga MA, Lawrence JF, Lyal CHC, Newton AF, Reid CAM, Schmitt M, Ślipiński SA, Smith ABT (2011) Family-group names in Coleoptera (Insecta). ZooKeys 88: 1–972. <https://doi.org/10.3897/zookeys.88.807>
- Bousquet Y (2016) Litteratura Coleopterologica (1758–1900): a guide to selected books related to the taxonomy of Coleoptera with publication dates and notes. ZooKeys 583: 1–776. <https://doi.org/10.3897/zookeys.583.7084>
- Bousquet Y, Bouchard P (2013) The genera in the second catalogue (1833–1836) of Dejean's Coleoptera collection. ZooKeys 282: 1–219. <https://doi.org/10.3897/zookeys.282.4401>
- Brancsik K (1914) Coleoptera nova. Bericht des Museumvereines für das Comitatus Trencsén 1914: 58–69.
- Burchell WJ (1822) Travels in the Interior of Southern Africa. Longman, Hurst, Rees, Orme, and Brown, London, 586 pp. <https://doi.org/10.5962/bhl.title.100911>
- Chambers N (2000) The letters of Sir Joseph Banks: a selection, 1768–1820. Imperial College Press, London, xliii + 420 pp. <https://doi.org/10.1142/9781848160262>
- Champion GC (1895) A list of Tenebrionidae supplementary to the "Munich" Catalogue. Mémoires de la Société Entomologique de Belgique 3: 1–264.

- Chevrolat (1874) Nouvelle espèce d'Échinotus. Genre voisin de *Sepidium*. Revue et Magasin de Zoologie 3: 331.
- Conci C, Poggi R (1996) Iconography of Italian entomologists, with essential biographical data. Memorie della Società Entomologica Italiana, Genoa 75: 159–382.
- Copenhagen Museum (2019) Official website accessed on February 28, 2019. <https://samlinger.snm.ku.dk/en/dry-and-wet-collections/zoology/entomology/fabricius-collection/>
- Crotch GR (1872) List of the Coleoptera found during the Progress of the Survey. In: Wilson CW, Palmer HS (Eds) Ordnance Survey of the Peninsula of Sinai. Vol. 1. Ordnance Survey Office, Southampton, 263–268.
- DeGeer C (1778) Mémoires pour servir à l'histoire des insectes. Stockholm. Dixième Mémoire: 591–666.
- Dejean PFMA (1834) Catalogue des Coléoptères de la collection de M. le Comte Dejean. [Livraison 3]. Méquignon-Marvis, Paris, 177–256. <https://doi.org/10.5962/bhl.title.8771>
- Desbrochers des Loges J (1881) Insectes coléoptères du nord de l'Afrique nouveaux ou peu connus. 1er Mémoire. Ténébrionides. Bulletin de l'Académie d'Hippone 16: 51–168.
- Distant WL (1892) A Naturalist in the Transvaal. R. H. Porter, London, 277 pp. <https://doi.org/10.5962/bhl.title.29549>
- Doyen JT (1994) Cladistic relationships among Pimeliine Tenebrionidae (Coleoptera). Journal of the New York Entomological Society 101: 443–514.
- Ekis G (1975) Taxonomic and nomenclatural status of clerid taxa described by Massimiliano Spinola (1780–1857) (Coleoptera: Cleridae). Bolletino del Museo di Zoologia dell' Università di Torino 1975(1): 1–80.
- Erichson WF (1841) Über die Insecten von Algier mit besonderer Rücksicht auf ihre geographische Verbreitung. In: Wagner MF (Ed.) Reisen in der Regentschaft Algier 1836, 1837 und 1838 nebst einem naturhistorischen Anhang und einem Kupferatlas. Dritter Band. L. Voss, Leipzig, 140–194.
- Erichson WF (1843) Beitrag zur Insecten-Fauna von Angola, in besonderer Beziehung zur geographischen Verbreitung der Insecten in Africa. Archiv für Naturgeschichte 9: 199–267.
- Erichson WF (1844) Entomology, Coleoptera. In: Ray Society, Reports on zoology for 1843, 1844. Instituted MDCCCXLIV, London, 313–355.
- Escalera MM (1911) Coleópteros nuevos del S.W. de Marruecos. Boletín de la Real Sociedad Española de Historia Natural 11: 299–304.
- Escalera MM (1913) Una campaña entomológica en el Susy descripción de los coléopteros recogidos en ella. Trabajos del Museo de Ciencias Naturales (Serie Zoológica) 8: 1–56.
- Escalera MM (1914) Los coleópteros de Marruecos. Trabajos del Museo Nacional de Ciencias Naturales Serie Zoológica (Madrid) 11: 1–553.
- Escalera MM (1925) Especies de *Pachychila* y otros tenebriónidos nuevos de Marruecos. Boletín de la Real Sociedad Española de Historia Natural 25: 372–385.
- Escalera MM (1940) Especies de *Sepidium* F. de Ifni (Col. Tenebrionidae). Eos, Revista Española de Entomología 13: 5–11.
- Eschscholtz JF (1829) Zoologischer Atlas, enthaltend Abbildungen und Beschreibungen neuer Tierarten, während des Flottscapitains v. Kotzebue zweiter Reise um die Welt, auf der

- Russisch-Kaiserlichen Kriegsschlupp Predpriaetie in den Jahren 1823–1826 beobachtet. Drittes Heft. G. Reimer, Berlin, 18 pp. <https://doi.org/10.5962/bhl.title.152182>
- Español F (1944) Nuevos datos para el conocimiento de los tenebrionidos (Col.) del Sahara. *Eos, Revista Española de Entomología* 20: 7–30.
- Fabricius JC (1775) *Systema entomologicae, systemus insectorum classes, ordines, genera, species, adiectis synonymis, locis, descriptionibus, observationibus*. Libraria Kortii, Flensburgi et Lipsiae, 832 pp. <https://doi.org/10.5962/bhl.title.36510>
- Fabricius JC (1781) *Species insectorum, exhibens eorum differentias specificas, synonyma auctorum, loca natalia, metamorphosis, adiectis observationibus, descriptionibus*. Tom I. Carol Ernest Bohnii, Hamburgi et Kilonii, 552 pp. <https://doi.org/10.5962/bhl.title.36509>
- Fabricius JC (1787) *Mantissa Insectorum sistens eorum species detectas, adiectis characteribus, genericis, differentiis specificis, emendationibus, observationibus*. Tom 1. Christ. Gottl. Proft, Hafniae, 348 pp. <https://doi.org/10.5962/bhl.title.11657>
- Fabricius JC (1792) *Entomologica systematica emendata et aucta. Secundum classes, ordines, genera, species adiectis synonymis, locis, observationibus, descriptionibus*. Tom I. Pars 1. Christ. Gottl. Proft, Hafniae, xx + 330 pp. <https://doi.org/10.5962/bhl.title.36532>
- Fabricius JC (1798) *Supplementum Entomologia systematica*. Proft & Storch, Hafniae, [4] + 572 pp.
- Fähræus (1870) *Coleoptera Caffrariae, annis 1838–1845 a J. A. Wahlberg collecta. Heteromera descripsit. Öfversigt af Kongliga Vetenskaps-Akademiens Förhandlingar* 27: 243–358.
- Fairmaire L (1894) [new species description]. In *Bulletin des séances et bulletin bibliographique de la Société entomologique de France. Séance du 28 novembre 1894: CCLII–CCLLIII*.
- Fairmaire L (1871) *Essai sur les Coléoptères de Barbarie. Annales de la Société entomologique de France* 10: 369–404.
- Fairmaire L (1882) [new taxa]. In: Fairmaire L, Lansberge V, Bourgeois J. *Mission G. Révoil aux Pays Çomalis. Faune et Flore. Coléoptères recueillis par MG Révoil chez les Çomalis. Descriptions*. Challamel Ainé, Paris, iv + 104 pp, 1 pl. [VI–1882].
- Fairmaire L (1882b) *Comptes-rendus des Séances de la Société Entomologique de Belgique*: 3(16): XLII–LX.
- Fairmaire L (1884) *Diagnoses de Coléoptères de l’Afrique Orientale. Comptes-rendus des Séances de la Société Entomologique de Belgique* 3(42): LXX–LXXVIII.
- Fairmaire L (1887) *Coléoptères des voyages de MG Revoil chez les Somâlis et dan l’intérieur du Zanguebar. Annales de la Société Entomologique de France* 6: 69–186.
- Fairmaire L (1888a) *Énumération des Coléopteres recueillis par M. le Dr. Hans Schinz dans le sud de l’Afrique. Annales de la Société Entomologique de France* 6: 173–202.
- Fairmaire L (1888b) *Coléoptères nouveaux de l’Afrique du Musée de Leyde. Notes from the Leyden Museum* 10: 255–271.
- Fairmaire L (1891a) *Notes sur quelque Coléoptères de l’Afrique intertropicale et descriptions d’espèces nouvelles. Annales de la Société Entomologique de France* 60: 231–274.
- Fairmaire L (1891b) *Coléoptères de l’Afrique Orientale. Comptes-rendus des Séances de la Société Entomologique de Belgique* 4(20): CCLXXIX–CCCVII.
- Fairmaire L (1893) *Notes sur quelques Coléoptères des pays Somalis. Annales de la Société Entomologique de Belgique* 37(4): 144–156.

- Fairmaire L (1894) Coléoptères de l'Afrique intertropicale et Australe (deuxième note). *Annales de la Société Entomologique de Belgique* 38(6): 314–335.
- Fairmaire L (1897) Coléoptères nouveaux de l'Afrique intertropicale et Australe (4e note). *Annales de la Société Entomologique de France* 66: 109–155. <https://doi.org/10.5962/bhl.part.29501>
- Fairmaire L (1899a) La Faune entomologique du Delagoa. In: Junod, HA Missionnaire avec la collaboration du Prof. E Bugnion. *Bulletin de la Société Vaudoise des Sciences Naturelles*, XXXV: 162–188.
- Fairmaire L (1899b) Matériaux pour la faune Coléoptérique de la région Malagache (8e note). *Annales de la Société Entomologique de Belgique* 43: 511–558.
- Fairmaire L (1901) Matériaux pour la faune Coléoptérique de la région Malagache (11e note). *Revue d'Entomologie* 20(5/6): 101–248.
- Ferrer J (1991) Rediscovery of type material of Gustav Johan Billberg (1815) in the Naturhistoriska Riksmuseet, Stockholm (Coleoptera: Tenebrionidae). *Annals of the Transvaal Museum* 35(19): 279–283.
- Ferrer J (1995) Contribution to the knowledge of the Tenebrionidae of Somalia (Coleoptera). *Frustrula Entomologica* 18: 1–76.
- Ferrer J (2000) *Trachynotideus damarinus* Péringuey 1910, est transféré dans le genre *Somaticus* Hope 1840 (*sensu* Koch 1955). (Coleoptera: Tenebrionidae). *Nouvelle Revue d'Entomologie* 17(2): 145–146.
- Ferrer J (2004a) Tenebrionidae (Coleoptera) de Namibia, avec descriptions de 12 espèces nouvelles. *Mitteilungen aus dem Museum für Naturkunde in Berlin, Zoologische Reihe* 80(2): 181–250. <https://doi.org/10.1002/mmzn.4850800204>
- Ferrer J (2004b) Tenebrionidos nuevos o interesantes del Museo de Génova (Coleoptera). *Annali del Museo Civico do Storia Naturale Giacomo Doria* 96: 507–546.
- Ferrer J (2009) The types of darkling beetles (Coleoptera: Tenebrionidae) described by Thunberg (1821, 1827) in *Coleoptera Capensia* and other papers, with taxonomic comments. *Boletín Sociedad Entomológica Aragonesa* 44: 111–129.
- Ferrer J (2012) Contribución al concimiento del género *Trachynotus* Latreille: un caso de homonimia en el género *Sepidium* Fabricius (Coleoptera: Tenebrionidae: Pimeliinae). *Boletín Sociedad Entomológica Aragonesa* 51: 283–287.
- Ferrer J, Holston K (2009) Identities of *Tenebrio* Linnaeus types at Uppsala, and the resulting changes in old darkling beetle names (Insecta: Coleoptera: Tenebrionidae). *Zootaxa* 2308: 29–42. <https://doi.org/10.11646/zootaxa.2359.1.7>
- Ferrer J, Evanno C, Evanno A (2010) Description of a new species of *Tarsocnodes* Gebien (Coleoptera, Tenebrionidae, Molurini) from Congo. *Boletín de la Sociedad Entomológica Aragonesa* 47: 195–198.
- Forskål P (1775) *Descriptiones animalium avium, amphibiorum, piscium, insectorum, vermium quae in itinere orientali observavit*. Mölleri, aulae Typographi, Hauniae, 232 pp. <https://doi.org/10.5962/bhl.title.2154>
- Gahan CJ (1896) On Coleoptera from Aden and Somaliland. *Annals and Magazine of Natural History* 6(18): 448–461. <https://doi.org/10.1080/00222939608680485>

- Gahan CJ (1900) [new species description]. On a Collection, of Insects and Arachnids made in 1895 and 1897, by C V A Peel, FZS, in Somaliland, with Descriptions of new Species. By CVA Peel, FZS, EF Austen, FA. Dixey, MA, MD, Herbert Drece, FLS, FZS, CJ Gahax, MA, Gilbert J Arrow, R McLachlan, FRS., Malcolm Burr, FZS, and RI Pocock. Proceedings of the General Meetings for Scientific Business of the Zoological Society of London, 1259 pp.
- Gebien H (1910a) Diagnosen der von Dr. Sheffield Neave im südlichen Kongo-Gebiet gesammelten Tenebrioniden nebst Beschreibungen neuer Arten aus Deutsch-Ostafrika. *Annales de la Société entomologique de Belgique* 54: 144–182.
- Gebien H (1910b) Pars 15. Tenebrionidae I [pp. 1–166]. In: Schenckling S (Ed.) *Coleopterorum Catalogus Volumen XVIII*. W. Junk, Berlin, 742 pp.
- Gebien H (1913) Coleoptera, Tenebrionidae. Wissenschaftliche ergebnisse der Deutschen Zentral-Africa-Expedition, 1907–1908: unter Führung Adolf Friedrichs, Herzogs zu Mecklenburg. Band IV: 57–79.
- Gebien H (1920) Käfer aus der Familie Tenebrionidae gesammelt auf der “Hamburger deutsch-südwestafrikanischen Studienreise 1911”. *Hamburgische Universität Abhandlungen aus der Auslandskunde Band 5. Reihe C Naturwissenschaften Band 2*. Hamburg: L. Friederichsen & Co., 168 pp.
- Gebien H (1937a) Katalog der Tenebrioniden (Col. Heteromera). Teil I. *Publicazioni del Museo Entomologico «Pietro Rossi»* 2: 505–883.
- Gebien H (1937b) Ueber neue Tenebrioniden Ostafrikas aus den Sammlungen des Museo Civico di Storia Naturale di Trieste. *Atti del Museo Civico di Storia Naturale di Trieste* 14(2): 21–56.
- Gebien H (1938a) Die Tenebrioniden (Coleoptera Heteromera) der Namibwüste in Südwestafrika. *Abhandlungen herausgegeben vom Naturwissenschaftlichen Verein zu Bremen* 30: 20–107.
- Gemminger M (1870) [new names]. In: Harold E von (Ed.) *Geänderte Namen*. *Coleopterologische Hefte* 6: 119–124.
- Generani M, Scaramozzino PL (2000) Australian Hymenoptera in the Spinola collection: a list of species [pp. 231–243]. In: Austin AD, Dowton M (Eds) *Hymenoptera: evolution, biodiversity and biological control*. CSIRO Publishing, Collingwood, xi + 468 pp.
- Germar EF (1823) *Species insectorum novae aut minus cognitae, descriptionibus illustratae*. Volumen Primum. Coleoptera. J. C. Hendelii et filii, Halae, 624 pp. <https://doi.org/10.5962/bhl.title.130964>
- Gerstaecker A (1854) [new species description]. Bericht über die zur Bekanntmachung geeigneten Verhandlungen der Königl. Preuss. Akademie der Wissenschaften zu Berlin: 530–534.
- Gerstaecker A (1871) Beitrag zur Insektenfauna von Zanzibar. III. Coleoptera. *Archiv für Naturgeschichte* 37(1): 42–86.
- Gerstaecker A (1884) Bestimmung der von Herr Dr. G. A. Fischer während seiner Reise nach dem Massai-Land gesammelten Coleopteren. *Jahrbuch der Hamburgischen Wissenschaftlichen Anstalten zu Hamburg für 1883*: 43–63.

- Gestro R (1878) Diagnosi di alcune specie nuove di Coleotteri dell'Abssinia e del paese dei Somali. *Annali del Museo Civico de Storia Naturale* 13: 318–322.
- Gestro R (1883) Appunti sinonimici. *Annali del Museo Civico di Storia Naturale di Genova* 20: 302–306.
- Gestro R (1892) Di alcuni Coleotteri raccolti nel paese dei Somali. *Annali del Museo Civico di Storia Naturale di Genova* 32: 747–790.
- Gestro R (1895) Esplorazione del Giuba e dei suoi affluenti compiuta dal Cap P. Bottego durante gli anni 1892–93 sotto gli auspicii Della Società Geografica Italiana. Risultati Zoologici. XVI Coleotteri. Tipografia R. Istituto Sordo-Muti, Genova, 254 pp. <https://doi.org/10.5962/bhl.title.49163>
- Gestro R (1898) Contribuzione allo studio dei Sepidiini. *Annali del Museo Civico di Storia Naturale di Genova* 34: 512–158.
- Gmelin JF (1790) Caroli a Linné Systema Naturae per regna tria naturae, secundum classes, ordines, genera, species, cum characteribus, differentiis, synonymis, locis. Editio decima tertia, aucta, reformata. Tom. I. Pars IV. Georg Emanuel Beer, Lipsiae, 1517–2224.
- Gridelli E (1939a) Coleoptera Staphylinidae, Diversicornia, Heteromera, Lamellicornia, Chrysomelidae (Partim). Missione Biologica nel Paese dei Borana. Volume secondo Raccolte Zoologiche Parte prima Reale Accademia d'Italia, Centro Studi per l'Africa Orientale Italiana, Roma 2: 85–315.
- Gridelli E (1939b) Coleotteri dell'Africa Orientale Italiana. 11 Contributo. Materiali per lo studio della Fauna Eritrea raccolti nel 1901–03 dal Dott. Alfredo Andreini. *Memorie della Società Entomologica Italiana* 18: 219–258.
- Gridelli E (1953) Catalogo ragionato delle specie di Coleotteri Tenebrionini dell'Arabia. *Atti del museo civico di storia naturale di Trieste* 19: 3–73.
- Guérin-Méneville FE (1831) Iconographie du règne animal de G. Cuvier, ou representation d'après la nature de Vune des espèces les plus remarquables et souvent non encore figurées, de chaque genre d'animaux. Avec un texte descriptif mis au couraní de la science. Ouvrage pouvant servir datlas à tous les traités de zoologie. II. Planches des animaux invertébrés. Insectes. [1829–1838]. <https://doi.org/10.5962/bhl.title.6255>
- Guérin-Méneville FE (1834) Matériaux pour une classification des mélasomes. (Extraits d'une monographie de cette famille). *Magasin de Zoologie* 1: 1–39.
- Guérin-Méneville FE (1844) *Insectes Magasin de Zoologie, D' Anatomie Comparee et de Paleontologie, Recueil*, 377 pp.
- Guérin-Méneville FE (1845) Description de quelques-uns des Insectes les plus remarquable découverts par M. A. Delegorcue dans les pays des Boschimans, des Ama Zoulous, des Massilicatzí et au Port Natal, pendant les années 1838, 39 , 40, 41, 42, 43 et 44. *Revue Zoologique par La Société Cuvierienne VIII*: 283–286.
- Guérin-Méneville FE (1858) Description de deux coléoptères du genre *Sepidium*, dont l'un est pentamère et paraít être le male, et l'autre est hétéromère. *Revue de Zoologie Pure et Appliquée* (2) 10: 127–129.
- Haag-Rutenberg G (1871a) Beiträge zur Familie der Tenebrioniden (II. Stück). *Coleopterologische Hefte VII*: 21–111.

- Haag-Rutenberg G (1871b) Beiträge zur Familie der Tenebrioniden (III. Stück). Coleopterologische Hefte VIII: 29–113.
- Haag-Rutenberg G (1873) Beiträge zur Familie der Tenebrioniden (IV. Stück). Coleopterologische Hefte XI: 1–49.
- Haag-Rutenberg G (1875) Beiträge zur Familie der Tenebrioniden (V. Stück). Coleopterologische Hefte XIV: 67–92.
- Haag-Rutenberg G (1877) [new species description] In: Vincenz G (Ed.) Zur Käfer-Fauna Central-Afrikas. Gesellschaft in Wien, XXVII, 501–522.
- Haag-Rutenberg G (1879) Fernere Nachträge zu den Heteromeren-Monographien der Moleriden, Eurychoriden und Adesmiiden. Deutsche Entomologische Zeitschrift 23: 289–296. <https://doi.org/10.1002/mmnd.48018790217>
- Harold E (1877) Coleopterorum species novae. Mittheilungen der münchener entomologischen Verein 1: 97–111.
- Harold E (1878) Diagnosen neuer Coleopteren aus dem innern Africa. Mittheilungen der münchener entomologischen Verein 2: 99–111.
- Herbst JFW (1799) Natursystem aller bekannten in- und ausländischen Insekten als eine Fortsetzung der von Büffonschen Naturgeschichte: Nach dem System des Ritters Carl von Linné bearbeitet von Carl Gustav Jablonsky, fortgesetzt von Johann Friedrich Wilhelm Herbst. Berlin, I–XVI.
- Hesse AJ (1935) Scientific results of the Vernay-Lang Kalahari Expedition, March to September, 1930. Tenebrionidae (Coleoptera). Annals of the Transvaal Museum 16: 525–579.
- Hope FW (1840) “*Somaticus* Hope”. In: Bridgewater JC. The Coleopterist’s Manual. 3. London, 191 pp.
- ICZN (1999) International Code of Zoological Nomenclature, Fourth Edition, adopted by the International Union of Biological Sciences. International Trust for Zoological Nomenclature, London, xxix + 306 pp.
- Irish J (1985) Zoological types in the State Museum. Cimbebasia 7: 108–132.
- Karsch F (1881) Die Käfer der Rohlf’schen Afrikanischen Expedition 1878–79. Berliner Entomologische Zeitschrift 25: 41–50. <https://doi.org/10.1002/mmnd.18810250108>
- Kaszab Z (1963) Angaben zur Kenntnis der Tenebrioniden des Tschadsee-Gebietes, nebst einer Revision der afrikanischen Mesomorphus-Arten (Coleoptera). Revue de zoologie et de botanique africaines 67: 341–387.
- Kaszab Z (1972) The scientific results of Hungarian Zoological Expedition to Tanganyika. 15. Coleoptera: Tenebrionidae. Annales historico-naturales Musei nationalis hungarici 63: 225–238.
- Kaszab Z, Pinheiro MFV (1972) Uma nova especie de *Sepidium* (Coleoptera, Tenebrionidae) em Portugal. Eine neue Sepidium Art (Coleoptera, Tenebrionidae) aus Portugal. Estudos e Divulgaçao Técnica (C) Entomologia forestal 1972: 5–17.
- Kirby W (1819) A century of insects, including several new genera described from his cabinet. The Transactions of the Linnean Society of London 12 [1817] (2): 375–482, pls. 21–23. <https://doi.org/10.1111/j.1095-8339.1817.tb00239.x>
- Kirby WF (1885) Coleoptera. In: Bell FJ (Ed.) The Zoological Record for 1884; being volume the twenty-first of the record of zoological literature. John van Voorst, London, 14–125.

- Kirchsberg O (1877) *Vieta millingenii* nov. spec. und *Arthrodeis arabicus* nov. spec. Deutsche entomologische Zeitschrift 21: 203–204. <https://doi.org/10.1002/mmnd.4800210130>
- Klug JCF (1835) Insekten. In: Nordmann A, Erman AG, Klug JFC (Eds) Verzeichniss von Thieren und Pflanzen, welche auf enier Reise um die Erde gesammelt wurden. Georg Reimer, Berlin, 27–50.
- Koch C (1951) Die Tenebrioniden des südlichen Afikas VII *Arturium* nov. gen. Molurinatorum ex aff *Phrynocolus* Lac. Atti della Società Italiana di Scienze Naturali 90: 89–96.
- Koch C (1952) Die Tenebrioniden des südlichen Afrikas XIII Vorstudien zu einer Monographie der Molurini, 3. (Col. Tenebrionidae). Entomologische Arbeiten 3: 214–349.
- Koch C (1953a) Die Tenebrioniden des südlichen Afrikas XIV Über einige neue Molurini aus dem Ungarischen Naturwissenschaftlichen Museum zu Budapest (Vorarbeiten zu einer Monographie der Molurini, 4. Annales historico-naturales Musei nationalis hungarici 44 (series nova 3): 137–181.
- Koch C (1953b) The Tenebrionidae of southern Africa XVII Contributions to the fauna of Angola. Publicações Culturais da Companhia de Diamantes de Angola 16: 61–96.
- Koch C (1953c) The Tenebrionidae of Southern Africa XXIV. Vorläufige Beschreibung neuer Tenebrioniden des Südlichen Africas aus der Sammlung der Universität Lund. Lund University Arsskrift 49: 1–24.
- Koch C (1953d) The Tenebrionidae of southern Africa III Tenebrionidae from a nest of *Tatera*. Revue de Zoologie et de Botanique Africaines 47: 1–30.
- Koch C (1954a) Die Tenebrioniden des südlichen Afrikas XIX Zwei neue *Distretus* (*Perdistretus*) aus dem Belgischen Congo. Annales du Musée du Congo belge 1: 435–439.
- Koch C (1954b) The Tenebrionidae of southern Africa XXVI New Port. East African species collected by Dr A J Barbosa. Revista da faculdade de ciencias, Universidade de Lisboa. Serie C. Ciencias Naturais 3: 239–310.
- Koch C (1955) Monograph of the Tenebrionidae of southern Africa Vol I (Tentyriinae, Molurini Trachynotina: Somaticus Hope). Transvaal Museum Memoir 7, 242 pp.
- Koch C (1956) Die Tenebrioniden des Südlichen Afrikas – XXXVI Neue *Melanolophus* (Molurini) aus dem Museum Triest. Atti del Museo Civico di Storia Naturale di Trieste 20: 170–176.
- Koch C (1958) Tenebrionidae of Angola. Publicações Culturais da Companhia de Diamantes de Angola 39: 11–231.
- Koch C (1959) Erster taxonomischer Beitrag zur Kenntnis der Tenebrioniden Somalis. Entomologischen Arbeiten aus dem Museum G. Frey Tutzing bei München 10: 568–596.
- Koch C (1960) Dritter taxonomischer Beitrag zur Kenntnis der Tenebrioniden Somalias. Memorie della Società Entomologica Italiana 38: 257–268.
- Koch C (1962a) Analysis of the Madagascan components of the subfamily Tentyriinae (Tenebrionidae, Coleoptera) with revisions of the generic systematics of the Asidini from Africa south of the Sahara and the African, Asiatic and Palaeartic Epitragina of Tentyriini. Mémoires de l'institut de la scientifique de Madagascar 13: 1–146.
- Koch C (1962b) The Tenebrionidae of Southern Africa XXXII New psammophilous species from the Namib Desert. Annals of the Transvaal Museum 24: 107–159.



- Koch C (1962c) Vierter taxonomischer Beitrag zur Kenntnis der Tenebrioniden Somalias: über die von Prof G Scortecchi 1953 und 1957 in der Migiurtinia Provinz gesammelten Arten. *Atti della Società italiana di scienze naturali e del Museo civile di storia naturale* 101: 237–270.
- Koch C (1965) Missione 1962 del Prof Giuseppe Scortecchi nell'Arabia meridionale Coleotteri Tenebrionidae Includendo materiale di viaggi in Arabia del Sig G Popov (1962) e del Dr G Benardelli (1962–63. *Atti della Società italiana di scienze naturali e del Museo civile di storia naturale* 104: 99–154.
- Koch C (1969) Sechster taxonomischer Beitrag zur Kenntnis der Tenebrioniden Somalias Abhandlungen über die tropisch-xerophilen Molurini-Gattungen *Phrynocolus* und *Phrynophanes*, sowie Untergattung *SomalArabes* von *Psammophanes*. *Entomologische Arbeiten aus dem Museum G Frey Tutzing bei München* 20: 1–35.
- Kocher L (1958) Description de nouveaux coléoptères du Maroc. *Bulletin de la Société de Sciences Naturelles et Physiques du Maroc* 48: 107–113.
- Kolbe HJ (1883) Neue Coleoptera von Westafrika. *Berliner entomologische Zeitschrift* 27: 15–36. <https://doi.org/10.1002/mmnd.18830270105>
- Kolbe HJ (1886) Neue afrikanische Coleoptera des Berliner zoologischen Museums. In: Karsch F *Entomologische Nachrichten* 11: 289–301.
- Kolbe HJ (1891) Aufzählung der von Herrn Dr. Hans Meyer im Jahre 1889 im Gebiete des Kilimandscharo- und Ugueno-Gebirges gesammelten Coleopteren *Stettiner Entomologische Zeitung* 52: 18–36.
- Kolbe HJ (1904) Über einige interessante Lamellicornier und Tenebrioniden Afrikas. *Berliner entomologische Zeitschrift* 49: 282–302.
- Kraatz G (1897) Zwei neue ansehnliche *Psammodes* – Arten aus Ostafrika. *Deutsche Entomologische Zeitschrift* 1897 (Heft 1): 46–48. <https://doi.org/10.1002/mmnd.48018970108>
- Kulzer H (1960) Einige neue Tenebrioniden (Col.). *Entomologische Arbeiten aus dem Museum G. Frey Tutzing bei München* 11: 304–432.
- Kulzer H (1963) Verzeichnis des Typenmaterials der Tenebrionidensammlung des Museums G. Frey. *Entomologische Arbeiten aus dem Museum G. Frey Tutzing bei München* 14: 375–599.
- Kwiton E (1978) Espèces nouvelles des genres *Adesmia* Fisch., *Pimelia* Sol. et *Vieta* (Col. Tenebrionidae). *Bulletin de la Société Entomologique de Mulhouse* 1978 8–12.
- Kwiton E (1980) Synopsis des espèces du genre *Sepidium* F. d'Algérie et de Tunisie (Col., Tenebrionidae). *Annotationes Zoologicae et Botanicae*, 138: 1–19.
- Lacordaire JT (1859) Histoire naturelle des insectes. Genera des Coléoptères ou exposé méthodique et critique de tous les genres proposés jusqu'ici dans cet ordre d'insectes. Tome cinquième contenant les familles des ténébrionides, cistélides, nilionides, pythides, mélandryides, lagriides, pédilides, anthicides, pyrochroïdes, mordellides, rhipiphorides, stylopidides, meloïdes et oedémérides. Librairie Encyclopédique de Roret, Paris, Première partie (1–400), Deuxième partie (401–750). [1859 (title page); 27 Jun 1859 (Acad. Sci. France); 16 Jul 1859 (Bibliogr. France 1859)].
- Laporte FLN de Caumont de Castelnau (1840) Histoire naturelle des insectes coléoptères; avec une introduction renfermant l'anatomie et la physiologie des animaux articulés, par M Brullé. Tome deuxième. P Duménil, Paris, 563 pp.

- Latreille PA (1802) Histoire naturelle, générale et particulière des crustacés et des insectes. Ouvrage faisant suite à l'histoire naturelle générale et particulière, composée par Leclerc de Buffon, et rédigée par CS Sonnini, membre de plusieurs sociétés savantes. Familles naturelles des genres. Tome troisième. F Dufart, Paris, xii + 13–467 + [1] pp. [An X (title page, = 1802); Nov 1802 (Evenhuis 1997)]. <https://doi.org/10.5962/bhl.title.15764>
- Latreille PA (1828) Rhynchophores ou porte-bec. In: Bory de Saint-Vincent JBGM (Ed.) Dictionnaire classique d'histoire naturelle. Tome quatorzième. Pla-Roy. Rey & Gravier, Baudouin Frères, Paris, 584–603. [Sep 1828 (title page)].
- Lesne P (1922) Bostrychides, Clérides, Sphindides, et Ténébrionides. In: Rothschild MB Voyage de M. le baron Maurice de Rothschild en Éthiopie et en Afrique Orientale Anglaise (1904–1905). Résultats scientifiques. Animaux articulés. Deuxième partie. Imprimerie Nationale, Paris, 483–1041.
- Lighton JRB (1987) Cost of tokking: the energetics of substrate communication in the tok-tok beetle, *Psammodes striatus*. *Journal of Comparative Physiology A* 157: 11–20. <https://doi.org/10.1007/BF00702723>
- Linnaeus C (1760) Fauna Sueciae sistens animalia Sueciae regni: Mammalia, Aves, Amphibia, Pisces, Insecta, Vermes, distributa per classes, ordines, genera et species, cum differentiis specierum, synonymis, auctorum, locis natalium, descriptionibus insectorum; editio altera, auctiora “1761”, Laurentii et Salvi, Stockholmiae, 48 + 578 pp., 2 pl. <https://doi.org/10.5962/bhl.title.46380>
- Louw S (1979) A partial revision of the subtribes Oxurina and Hypomelina (Coleoptera: Tenebrionidae: Molurini). *Cimbebasia* 5: 95–177.
- Louw S (1980) Synonymy of *Argentirinis haackei* Louw and *Psammodes lossowi* Koch (Coleoptera: Tenebrionidae: Molurini). *Cimbebasia series A* 55: 216–217.
- Löbl I, Smetana A (2008) Errata. In: Löbl I, Smetana A (Eds) Catalogue of Palaearctic Coleoptera. Volume 5. Tenebrionoidea. Apollo Books, Stenstrup, 21–27. [publ. 15 Apr 2008 (verso of title page)].
- Lucas R (1920) Catalogus alphabeticus generum et subgenerum Coleopterorum orbis terrarum totius. R. Stricker, Berlin, xxvi + 696 pp.
- Mal N (1984) Une espèce de *Sepidium* affine à *S. bidentatum* Solier, et description d'une espèce nouvelle de Portugal. *L'Entomologiste* 40: 193–204.
- Mal N (1986a) Additions au genre *Vietomorpha* Fairmaire, 1887 (Coleoptera Tenebrionidae), *Monitore Zoologico Italiano. Supplemento*, 21: 11–24. <https://doi.org/10.1080/03749444.1986.10736705>
- Mal N (1986b) Description de deux espèces nouvelles du genre “*Sepidium*” Fabricius, 1755 (Coleoptera Tenebrionidae). *Atti del Museo Civico di Storia Naturale di Trieste* 39: 151–157.
- Mal N (1990) Description d'une espèce nouvelle du genre *Sepidium* Fabricius, 1775 (Coleoptera, Tenebrionidae). *Lambillionea* 90: 64–67.
- Mal N (2005) Description d'une espèce nouvelle du genre *Physophrynus* Fairmaire, 1882 (Coleoptera: Tenebrionidae: Molurini). *Annales Zoologici* 55: 9–10. <https://doi.org/10.3161/0003454053642211>

- Merkel O, Grabant A, Soltész Z (2015) Type Catalogue of Darkling Beetles (Tenebrionidae) preserved in the Hungarian Natural History Museum. Hungarian Natural History Museum, Budapest, 735 pp.
- Müller CL (1887) Vierzehn neue Heteromeren von Bradshaw im Zambesi-Gebiete aufgefunden, mit Abbildungen von van de Poll. Tijdschrift voor entomologie 30: 297–308.
- Matthews EG, Lawrence JF, Bouchard P, Steiner WE, Ślipiński SA (2010) 11.14 Tenebrionidae Latreille, 1802. In: Leschen RAB, Beutel RG, Lawrence JF (Eds) Handbook of zoology. A natural history of the phyla of the animal kingdom. Vol. IV. Arthropoda: Insecta. Walter de Gruyter, Berlin, 574–659. <https://doi.org/10.1515/9783110911213.574>
- Ohl M (2012) The primary types of Mantispidae (Neuropterida) in the Museum für Naturkunde, Berlin – An annotated catalogue. Zoosystematics and Evolution 88: 97–124. <https://doi.org/10.1002/zoos.201200010>
- Olivier AG (1795) Entomologie, ou histoire naturelle des insectes, avec leur caractères généraux et spécifiques, leur description, leur synonymie, et leur figure enluminée. Coléoptères. Tome troisième. De Lanneau, Paris, 557 pp.
- Pallas PS (1781) Icones Insectorum praesertim Russiae sibiriaeque peculiarum quae collegit et descriptionibus illustravit. Wolfgangi Waltheri, Erlangae 4, 104 pp. <https://doi.org/10.5962/bhl.title.15809>
- Pascoe FP (1866) Notices of new or little-known genera and species of Coleoptera. Journal of Entomology 1866: 443–492.
- Penrith M-L (1986) Revision of the genera *Bombocnodulus* Koch and *Brinckia* Koch (Coleoptera: Tenebrionidae: Molurini). Journal of the Entomological Society of Southern Africa 49: 55–85.
- Penrith M-L (1987) Revision of the genus *Tarsocnodes* Gebien (Coleoptera: Tenebrionidae: Molurini), and a description of a monotypical genus from the Kalahari. Cimbebasia Series 7: 236–270.
- Péringuey LA (1885) First contribution to the South-African Coleopterous Fauna. Transactions of the South African philosophical Society 3: 74–149. <https://doi.org/10.1080/21560382.1881.9526176>
- Péringuey LA (1886) Second contribution to the South-African Coleopterous Fauna. Transactions of the South African Philosophical Society 4: 67–19. <https://doi.org/10.1080/21560382.1884.9526202>
- Péringuey LA (1892) Third contribution to the South-African Coleopterous Fauna. Transactions of the South African philosophical Society 6: 1–94. <https://doi.org/10.1080/21560382.1889.9526255>
- Péringuey LA (1896) Descriptions of new genera and species of Coleoptera from South Africa, chiefly from Zambezia. The Transaction of the Entomological Society of London 1896: 149–189. <https://doi.org/10.1111/j.1365-2311.1896.tb00961.x>
- Péringuey LA (1899) Fifth contribution to the South-African Coleopterous Fauna. Annals of the South Africa Museum 1: 240–330.
- Péringuey LA (1904) Sixth contribution to the South African Coleopterous fauna. Annals of the South African Museum 3: 167–300.

- Péringuey LA (1908) Tenebrionidae und Curculionidae. Denkschriften der Medicinisch-Naturwissenschaftlichen Gesellschaft zu Jena 13: 393–424.
- Pierre F (1979) Les Tenebrionidae du Djebel Marra (Soudan) et notes sur quelques particularités de leur morphologie (Col.). Bulletin de la Société Entomologique de France 84: 4–10.
- Quedenfeldt G (1885) Verzeichniss der von Herrn Major a. D. von Mechow in Angola und am Quango-Strom 1878–1881 gesammelten Tenebrioniden und Cisteliden. Berliner entomologische Zeitschrift 29: 1–38. <https://doi.org/10.1002/mmnd.18850290106>
- Quedenfeldt G (1888) Beiträge zur Kenntniss der Koleopteren-Fauna von Central-Afrika nach den Ergebnissen der Lieutenant Wissman'schen Kassai-Expedition 1883 bis 1886. Berliner entomologische Zeitschrift 32: 155–219.
- Quensel K (1806) Schoenherr CJ Synonymia Insectorum, oder: Versuch einer Synonymie aller bisher bekannten Insecten; nach Fabricii Systema Eleutheratorum geordnet. Erster Band. Eleutherata oder Käfer. Heinr. A. Nordstrom, Stockholm, xxii + 293 pp. <https://doi.org/10.5962/bhl.title.66107>
- Rafinesque CS (1815) Analyse de la nature ou tableau de l'univers et des corps organisés. Rafinesque, Palermo, 224 pp. <https://doi.org/10.5962/bhl.title.106607>
- Reiche LJ (1850) Entomologie. In: Ferret A, Galinier JG (Eds) Voyage en Abyssinie 1839–43, Voyage en Abyssinie dans les provinces du Tigré, du Samen et de l'Amhara. Paulin, Paris, 259–471, 13 pls.
- Reitter E (1914) Bestimmungs-Tabelle der Tenebrioniden-Abteilung der Sepidiini. Deutsche entomologische Zeitschrift 1914: 381–392. <https://doi.org/10.1002/mmnd.48019140404>
- Robiche G (2013) Note sur le genre *Psammodes* Kirby, 1818 au Mozambique et descriptions de nouvelles espèces appartenant aux genres *Psammophanes* Lesne, 1922 et *Dichtha* Haag-Rutenberg, 1871 (Coleoptera, Tenebrionidae). Lambillionea 113: 155–166.
- Rotrou M (1943) Description d'une nouvelle espèce de *Sepidium* (Coléoptère) d'Algérie. Entomologiste 40: 193–204.
- Rye EC (1873) Insecta. Coleoptera. In: Newton A (Ed.) The Zoological Record for 1871; being the volume eighth of the record of zoological literature. John van Voorst, London, 222–329.
- Sahlberg F (1903) Coleoptera Numido-Punica. Ofversigt Finska Forhandlingar XLV: 1–70.
- Scherer G (1992) Die Sektion Coleoptera der Zoologischen Staatssammlung München. Spixiana. Zeitschrift für Zoologie, Supplement 17: 61–71.
- Schuster A (1928b) Neue Tenebrioniden aus Cyrenaica (IV). Bollettino della Società Entomologica Italiana 60: 122–124.
- Schuster A, Gebien H (1938) Tenebrioniden (Col.) aus Arabien. Entomologische Blätter 34: 49–62.
- Solier AJJ (1843) Essai sur les collaptérides de la tribu des Molurites. Imprimerie Royale, Turin, 127 pp. [4 pls.] [extract of Memorie della Reale Accademia delle Scienze di Torino (2)6 [1844]: 213–339].
- Thunberg CP (1787) Museum Naturalium Academiae Uppsaliensis. Cujus partem quartam. Publico examini subijcit P. Bjerckén. Joh. Edman, Uppsaliae, [2] + 43–58 pp.
- Thunberg CP (1791) Dissertatio entomologica novas insectorum species. 6. (Dissertatio resp. A. J. Lagus). Joh. Edman, Uppsaliae, i–iv, 107–130.

- Thunberg CP (1799) De Brachycero, tractatus entomologicus. Nova Acta Regiae Societatis Scientiarum Upsaliensis 6: 11–37.
- Thunberg CP (1813) Coleoptera Rostrata Capensia. Mémoires de l'Académie Impériale des Sciences de St. Pétersbourg (5. Sér. ) 4 [1811]: 376–400.
- Thunberg CP (1821) *Opatrum* Insecti genus. Reg. Academiae Typographi, Uppsaliae, i–v, 27–34.
- Viñolas A, Caballero-López B, Masó G (2017) The collection of type specimens belonging to the subfamily Pimeliinae (Coleoptera, Tenebrionidae) in the Natural Sciences Museum of Barcelona, Spain. Arxius de Miscellània Zoològica 15: 30–92. <https://doi.org/10.32800/amz.2017.15.0030>
- Waterhouse CO (1885) On the Insects collected on Kilima-njaro. Journal of Zoology 53: 230–235. <https://doi.org/10.1111/j.1096-3642.1885.tb02900.x>
- Westwood JO (1875) XIV. Descriptions of new Heteromorous Coleoptera. Ecological Entomology 23: 223–232. <https://doi.org/10.1111/j.1365-2311.1875.tb01909.x>
- Wiedemann CRW (1823) Zweihundert neue Käfer von Java, Bengalen, und dem Vorgebirge der Guten Hoffnung. Zoologisches Magazin 2: 3–133.
- Wilke S (1921) Die Molurinen-Gattung *Phrynocolus* Lac. (Col., Tenebr.). Archiv für Naturgeschichte 87: 161–174.
- Wilke S (1922) Die *Phrynocolus*-Arten des Genueser zoologischen Museums. (Col. Tenebr.). Berliner entomologische Zeitschrift 1922: 381. <https://doi.org/10.1002/mmnd.192219220409>
- Zimsen E (1964) The type material of I.C. Fabricius. Munksgaard, Copenhagen, 656 pp.

## Index of species-group names

Valid species-group names are listed in italics, invalid names in regular type.

abiram Crotch, <i>Sepidium</i> .....	70	<i>aeneus</i> Solier, <i>Somaticus</i> .....	86
<i>absciri</i> Koch, <i>Arturium</i> .....	20	<i>aequabilis</i> Louw, <i>Decoriplus</i> .....	48
<i>abyssinica</i> Mal, <i>Vietomorpha</i> .....	76	<i>ahlmedoensis</i> Koch, <i>Psammophrynopsis</i> .....	47
<i>abyssinicus abyssinicus</i> Haag-Rutenberg, <i>Brachyphrynus</i> ....	21	<i>aitagiae</i> Escalera, <i>Sepidium</i> .....	69
<i>abyssinicus breuningi</i> Kaszab, <i>Brachyphrynus</i> .....	21	<i>albanyensis</i> Koch, <i>Somaticus</i> .....	82
<i>abyssinicus</i> Haag-Rutenberg, <i>Psammodes</i> .....	43	<i>albarenarum</i> Penrith, <i>Tarsocnodes</i> .....	65
<i>acinopoides</i> Koch, <i>Ethmus</i> .....	79	<i>albobaculatus</i> Haag-Rutenberg, <i>Somaticus</i> .....	89
<i>acuductus acuductus</i> Ancey, <i>Ocnodes</i> .....	55	<i>albulus</i> Péringuey, <i>Trachynotus</i> .....	93
<i>acuductus ufspanus</i> Koch, <i>Ocnodes</i> .....	55	<i>alexandrinus</i> Forskål, <i>Tenebrio</i> .....	72
<i>acuminatus</i> Quensel, <i>Sepidium</i> .....	83	<i>algeriana</i> Allard, <i>Vieta</i> .....	73
<i>acutecostatus</i> Fairmaire, <i>Distretus</i> .....	23	<i>algoensis</i> Koch, <i>Somaticus</i> .....	82
<i>acuticosta</i> Fairmaire, <i>Psammophanes</i> .....	42	<i>algoensis</i> Péringuey, <i>Psammodes</i> .....	31
<i>acuticostis</i> Gebien, <i>Trachynotus</i> .....	90	<i>aliferum</i> Erichson, <i>Sepidostenus</i> .....	69
<i>adamantinus</i> Koch, <i>Ocnodes</i> .....	55	<i>alstoni</i> Péringuey, <i>Trachynotidus</i> .....	18
<i>adventitus</i> Péringuey, <i>Psammodes</i> .....	42	<i>amplipennis</i> Fähræus, <i>Distretus</i> .....	23
<i>adventitus</i> Péringuey, <i>Somaticus</i> .....	82	<i>analis</i> Gebien, <i>Ethmus</i> .....	79

<i>angolanus</i> Koch, <i>Distretus</i> .....	23	<i>barthelemyi</i> Solier, <i>Sepidium</i> .....	72
<i>angolensis angolensis</i> Quedenfeldt, <i>Vieta</i> .....	73	<i>bartolozzii</i> Mal, <i>Vietomorpha</i> .....	76
<i>angolensis biena</i> Koch, <i>Vieta</i> .....	73	<i>basalis</i> Haag-Rutenberg, <i>Hypomelus</i> .....	16
<i>angolensis eduardi</i> Koch, <i>Vieta</i> .....	73	<i>basilewskyi</i> Koch, <i>Ocnodes</i> .....	55
<i>angolensis transversa</i> Fairmaire, <i>Vieta</i> .....	74	<i>basuto</i> Koch, <i>Psammodes</i> .....	31
<i>angolensis</i> Koch, <i>Ossiporis</i> .....	81	<i>batesi</i> Haag-Rutenberg, <i>Psammodes</i> .....	31
<i>angulatus</i> Fähræus, <i>Somaticus</i> .....	90	<i>beccarii beccarii</i> Gridelli, <i>Psammophanes</i> .....	43
<i>angulicauda</i> Lesne, <i>Psammophanes</i> .....	43	<i>beccarii sudanicus</i> Koch, <i>Psammophanes</i> .....	43
<i>angulicollis</i> Haag-Rutenberg, <i>Trachynotidus</i> .....	18	<i>bellmarleyi</i> Koch, <i>Ocnodes</i> .....	55
<i>angustipennis</i> Péringuey, <i>Distretus</i> .....	24	<i>benanum</i> Wilke, <i>Arturium</i> .....	21
<i>angustula</i> Lesne, <i>Vieta</i> .....	74	<i>benardellii</i> Koch, <i>Psammophrynopsis</i> .....	47
<i>angustus</i> Péringuey, <i>Somaticus</i> .....	86	<i>benguelensis</i> Koch, <i>Ocnodes</i> .....	55
<i>antinorii</i> Gridelli, <i>Psammophanes</i> .....	43	<i>bennigseni</i> Kraatz, <i>Psammodes</i> .....	31
<i>aper</i> Fairmaire, <i>Sepidium</i> .....	69	<i>bertolonii</i> Guérin-Méneville, <i>Ocnodes</i> .....	54
<i>aper</i> Fairmaire, <i>Vieta</i> .....	74	<i>bicaudatum</i> Fairmaire, <i>Sepidium</i> .....	69
<i>apicorne</i> Fairmaire, <i>Vieta</i> .....	74	<i>bicolor</i> Solier, <i>Hypomelus</i> .....	16
<i>approximans</i> Péringuey, <i>Psammodes</i> .....	39	<i>bidentatum</i> Solier, <i>Sepidium</i> .....	69
<i>aquamontis</i> Penrith, <i>Tarsocnodes</i> .....	65	<i>bilobatum</i> Gahan, <i>Sepidium</i> .....	69
<i>arabica</i> Schuster & Gebien, <i>Vietomorpha</i> .....	76	<i>bipunctatus bipunctatus</i> Haag-Rutenberg, <i>Somaticus</i> ..	89
<i>arabicus</i> Gebien, <i>Psammophrynopsis</i> .....	47	<i>bipunctatus pilosus</i> Péringuey, <i>Somaticus</i> .....	89
<i>ardoini</i> Ferrer, <i>Sepidiopsis</i> .....	68	<i>bisbicosatus bisbicosatus</i> Gebien, <i>Psammophrynopsis</i> ..	46
<i>arenicola</i> Koch, <i>Pterostichula</i> .....	52	<i>bisbicosatus leleupi</i> Koch, <i>Psammophrynopsis</i> .....	46
<i>areolatus</i> Thunberg, <i>Brachycerus</i> .....	77	<i>bisbicosatus</i> Gebien, <i>Somaticus</i> .....	86
<i>argenteofasciatus</i> Koch, <i>Ocnodes</i> .....	55	<i>bisinuatus</i> Koch, <i>Somaticus</i> .....	82
<i>aridipaludis</i> Louw, <i>Pterostichula</i> .....	51	<i>bistriata</i> Herbst, <i>Pimelia</i> .....	27
<i>arnoldi arnoldi</i> Koch, <i>Ocnodes</i> .....	54	<i>blandus</i> Koch, <i>Ocnodes</i> .....	55
<i>arnoldi sabianus</i> Koch, <i>Ocnodes</i> .....	54	<i>blapsoides</i> Haag-Rutenberg, <i>Psammodes</i> .....	31
<i>asperulipennis</i> Fairmaire, <i>Psammodes</i> .....	31	<i>bohemani bohemani</i> Haag-Rutenberg, <i>Somaticus</i> .....	84
<i>ater</i> Waterhouse, <i>Arturium</i> .....	20	<i>bohemani gaerdesi</i> Koch, <i>Somaticus</i> .....	84
<i>atratus</i> Haag-Rutenberg, <i>Psammodes</i> .....	31	<i>bohemani scherzi</i> Koch, <i>Somaticus</i> .....	84
<i>attenuatus attenuatus</i> Fairmaire, <i>Psammotyria</i> .....	47	<i>borana</i> Gridelli, <i>Vieta</i> .....	74
<i>attenuatus magnophthaimus</i> Koch, <i>Psammotyria</i> .....	47	<i>boranum</i> Mal, <i>Sepidium</i> .....	69
<i>attenuatus</i> Péringuey, <i>Trachynotus</i> .....	89	<i>borealis</i> Kaszab, <i>Stenethmus</i> .....	52
<i>auriculatus</i> Gebien, <i>Arturium</i> .....	20	<i>borgesi</i> Koch, <i>Ethmus</i> .....	79
<i>auritus</i> Koch, <i>Distretus</i> .....	24	<i>borosi</i> Koch, <i>Psammophanes</i> .....	43
<i>australis</i> Penrith, <i>Brinckia</i> .....	15	<i>braunsi</i> Koch, <i>Somaticus</i> .....	89
<i>badeni</i> Haag-Rutenberg, <i>Somaticus</i> .....	85	<i>bredoi</i> Koch, <i>Psammophrynopsis</i> .....	46
<i>barbarum</i> Solier, <i>Sepidium</i> .....	69	<i>bredoi</i> Mal, <i>Physophrynus</i> .....	30
<i>barbarum solieri</i> Desbrochers des Loges, <i>Sepidium</i> ....	69	<i>brendelli</i> Penrith, <i>Tarsocnodes</i> .....	65
<i>barbatus</i> Fähræus, <i>Psammodes</i> .....	31	<i>brevicaudatum</i> Fairmaire, <i>Sepidium</i> .....	70
<i>barbosai</i> Koch, <i>Ethmus</i> .....	79	<i>brevicornis</i> Haag-Rutenberg, <i>Ocnodes</i> .....	55
<i>barbosai</i> Koch, <i>Ocnodes</i> .....	55	<i>brevis</i> Koch, <i>Ethmus</i> .....	78
<i>barnardi</i> Koch, <i>Somaticus</i> .....	89	<i>broomoides</i> Koch, <i>Pterostichula</i> .....	51

<i>browni</i> Haag-Rutenberg, <i>Amiantus</i> .....	19	<i>cognatus</i> Péringuey, <i>Trachynotidus</i> .....	18
<i>brucki brucki</i> Haag-Rutenberg, <i>Somaticus</i> .....	84	<i>cohaerens</i> Koch, <i>Somaticus</i> .....	82
<i>brucki ovamboanus</i> Koch, <i>Somaticus</i> .....	84	<i>collaris</i> Haag-Rutenberg, <i>Psammodes</i> .....	32
<i>brucki poweri</i> Hesse, <i>Somaticus</i> .....	84	<i>coloratus</i> Haag-Rutenberg, <i>Psammodes</i> .....	32
<i>brunnescens brunnescens</i> Haag-Rutenberg, <i>Ocnodes</i> .....	55	<i>comatus</i> Haag-Rutenberg, <i>Psammodes</i> .....	32
<i>brunnescens molestus</i> Haag-Rutenberg, <i>Ocnodes</i> .....	56	<i>complanatus</i> Koch, <i>Ocnodes</i> .....	56
<i>brunneus brunneus</i> Olivier, <i>Psammodes</i> .....	31	<i>compressitarsis</i> Müller, <i>Tarsocnodes</i> .....	65
<i>brunneus rufocastaneus</i> Haag-Rutenberg, <i>Psammodes</i> ....	32	<i>compressus</i> Fairmaire, <i>Sepidiostenus</i> .....	68
<i>brunnipes</i> Haag-Rutenberg, <i>Psammodes</i> .....	32	<i>comptus</i> Haag-Rutenberg, <i>Psammodes</i> .....	32
<i>buccinator</i> Koch, <i>Ocnodes</i> .....	56	<i>concinus</i> Fähræus, <i>Ocnodes</i> .....	56
<i>bufo</i> Haag-Rutenberg, <i>Physophrynus</i> .....	30	<i>confertus</i> Koch, <i>Ocnodes</i> .....	56
<i>bulbifera</i> Fairmaire, <i>Vieta</i> .....	74	<i>congoanus</i> Gebien, <i>Psammodes</i> .....	62
<i>bulbiferum</i> Gerstaecker, <i>Sepidium</i> .....	70	<i>congruens</i> Péringuey, <i>Ocnodes</i> .....	56
<i>burdoi</i> Fairmaire, <i>Physophrynus</i> .....	30	<i>connexa</i> Haag-Rutenberg, <i>Oxura</i> .....	49
<i>bushmanicus</i> Koch, <i>Ocnodes</i> .....	56	<i>connexus</i> Haag-Rutenberg, <i>Amiantus</i> .....	19
<i>caelatus</i> Péringuey, <i>Psammodes</i> .....	32	<i>consors</i> Péringuey, <i>Psammodes</i> .....	61
<i>caffra</i> Fähræus, <i>Psammodes</i> .....	32	<i>contractus</i> Haag-Rutenberg, <i>Somaticus</i> .....	87
<i>calathoides</i> Koch, <i>Pterostichula</i> .....	51	<i>convexus</i> Louw, <i>Decoriplus</i> .....	48
<i>camiadei</i> Robiche, <i>Psammophanes</i> .....	43	<i>convexus</i> Solier, <i>Psammodes</i> .....	32
<i>capeneri</i> Koch, <i>Ossiaporis</i> .....	81	<i>corallipes</i> Koch, <i>Somaticus</i> .....	82
<i>capricorne</i> Desbrochers des Loges, <i>Sepidium</i> .....	70	<i>cordiforme</i> Haag-Rutenberg, <i>Synhimba</i> .....	53
<i>caraboides</i> Haag-Rutenberg, <i>Psammodes</i> .....	32	<i>cordipennis</i> Koch, <i>Glyptophrynus</i> .....	25
<i>carbonarius</i> Gerstaecker, <i>Ocnodes</i> .....	56	<i>cordipennis</i> Koch, <i>Somaticus</i> .....	89
<i>cardiopterus</i> Fairmaire, <i>Ocnodes</i> .....	56	<i>cordiventris</i> Haag-Rutenberg, <i>Ocnodes</i> .....	56
<i>carinatus cancellatus</i> Koch, <i>Somaticus</i> .....	87	<i>coriaceus</i> Gerstaecker, <i>Psammodes</i> .....	32
<i>carinatus carinatus</i> Solier, <i>Somaticus</i> .....	87	<i>cornigera</i> Gestro, <i>Sepidiopsis</i> .....	68
<i>carinatus chevrolati</i> Haag-Rutenberg, <i>Somaticus</i> .....	87	<i>cornutipennis</i> Gebien, <i>Vieta</i> .....	74
<i>carinatus</i> Fähræus, <i>Euphrynus</i> .....	24	<i>costalis</i> Haag-Rutenberg, <i>Psammodes</i> .....	32
<i>carinatus</i> Haag-Rutenberg, <i>Psammodes</i> .....	32	<i>costata</i> Allard, <i>Vieta</i> .....	74
<i>castanopterus</i> Haag-Rutenberg, <i>Psammophanes</i> .....	43	<i>costatus</i> Péringuey, <i>Amiantus</i> .....	24
<i>cataractus</i> Koch, <i>Ocnodes</i> .....	56	<i>costimargo</i> Louw, <i>Decoriplus</i> .....	48
<i>catenatus</i> Reiche, <i>Psammophanes</i> .....	43	<i>costipennis</i> Kolbe, <i>Amiantus</i> .....	20
<i>caviventris</i> Koch, <i>Somaticus</i> .....	82	<i>crassicaudatum</i> Gestro, <i>Sepidium</i> .....	70
<i>chevrolati</i> Haag-Rutenberg, <i>Moluris</i> .....	26	<i>crassipes</i> Mal, <i>Vietomorpha</i> .....	76
<i>cinctipennis</i> Fairmaire, <i>Psammodes</i> .....	64	<i>crenatocostatus</i> Fairmaire, <i>Physophrynus</i> .....	30
<i>cinctus</i> Haag-Rutenberg, <i>Somaticus</i> .....	84	<i>crenulimargo</i> Koch, <i>Ossiaporis</i> .....	81
<i>cinerarius</i> Koch, <i>Ocnodes</i> .....	56	<i>crinicollis crinicollis</i> Haag-Rutenberg, <i>Bombocnodulus</i> ... 14	
<i>cinereosparsus</i> Gebien, <i>Ethmus</i> .....	79	<i>crinicollis fortuitus</i> Péringuey, <i>Bombocnodulus</i> .....	14
<i>circumscriptus</i> Koch, <i>Psammophrynopsis</i> .....	46	<i>crinita</i> Allard, <i>Vieta</i> .....	74
<i>citernii</i> Gridelli, <i>Phrynophanes</i> .....	29	<i>crinitus</i> Haag-Rutenberg, <i>Somaticus</i> .....	92
<i>clarus</i> Haag-Rutenberg, <i>Psammodes</i> .....	32	<i>crispatus</i> Fairmaire, <i>Arturium</i> .....	21
<i>clavus</i> Louw, <i>Decoriplus</i> .....	48	<i>cristatum</i> Fabricius, <i>Sepidium</i> .....	70
<i>clypeata</i> Gahan, <i>Vieta</i> .....	74	<i>cristatus cristatus</i> DeGeer, <i>Cyrtoderes</i> .....	77

<i>cristatus nigrinus</i> Solier, <i>Cyrtoderes</i> .....	77	<i>dilaticollis</i> Muller, <i>Tarsocnodes</i> .....	65
<i>cristatus sinuosus</i> Solier, <i>Cyrtoderes</i> .....	77	<i>dilutus</i> Haag-Rutenberg, <i>Psammodes</i> .....	33
<i>cristatus</i> Fabricius, <i>Brachycerus</i> ... 77.....	77	<i>dimidiatus</i> Haag-Rutenberg, <i>Psammodes</i> .....	33
<i>crocodilinus</i> Koch, <i>Ocnodes</i> .....	56	<i>dimorphus</i> Koch, <i>Ocnodes</i> .....	56
<i>crucifera</i> Haag-Rutenberg, <i>Cyrtoderes</i> .....	77	<i>dimorphus</i> Koch, <i>Somaticus</i> .....	82
<i>cruentus</i> Péringuey, <i>Trachynotidus</i> .....	18	<i>discicollis</i> Louw, <i>Decoriplus</i> .....	48
<i>cryptisculptus</i> Koch, <i>Phrynophanes</i> .....	29	<i>discoidea</i> Guérin-Méneville, <i>Moluris</i> .....	26
<i>cubica</i> Guérin-Méneville, <i>Dichtha</i> .....	22	<i>discoideus</i> Fairmaire, <i>Phrynophanes</i> .....	29
<i>cultratus</i> Fairmaire, <i>Phrynocolus</i> .....	28	<i>discrepans</i> Péringuey, <i>Psammodes</i> .....	33
<i>cumcavus</i> Louw, <i>Sulcipectus</i> .....	17	<i>dispar</i> Péringuey, <i>Peringueyia</i> .....	68
<i>cumstriis cumstriis</i> Louw, <i>Iugidorsum</i> .....	17	<i>dissociatus</i> Péringuey, <i>Distretus</i> .....	23
<i>cumstriis magnum</i> Louw, <i>Iugidorsum</i> .....	17	<i>distinctus</i> Haag-Rutenberg, <i>Ocnodes</i> .....	56
<i>cumstriis prominens</i> Louw, <i>Iugidorsum</i> .....	17	<i>distinctus</i> Péringuey, <i>Somaticus</i> .....	86
<i>curculioides</i> Solier, <i>Cyrtoderes</i> .....	77	<i>dohrni</i> Haag-Rutenberg, <i>Psammodes</i> .....	33
<i>cylindrigerum</i> Fairmaire, <i>Sepidium</i> .....	70	<i>dolichopus</i> Gestro, <i>Sepidiostenus</i> .....	68
<i>cyrenaicum</i> Schuster, <i>Sepidium</i> .....	70	<i>dollmani</i> Koch, <i>Ethmus</i> .....	79
<i>dallastai</i> Ardoin, <i>Arturium</i> .....	21	<i>dollmani</i> Penrith, <i>Bombocnodulus</i> .....	15
<i>damarinus</i> Péringuey, <i>Somaticus</i> .....	92	<i>dolosus</i> Péringuey, <i>Ocnodes</i> .....	56
<i>darlingtoni</i> Koch, <i>Somaticus</i> .....	90	<i>dorsocostatus</i> Gebien, <i>Ocnodes</i> .....	57
<i>dathan</i> Crotch, <i>Sepidium</i> .....	70	<i>douei</i> Solier, <i>Sepidium</i> .....	69
<i>debilis</i> Péringuey, <i>Brinckia</i> .....	15	<i>duartei</i> Koch, <i>Distretus</i> .....	24
<i>decemcostatus</i> Gebien, <i>Amiantus</i> .....	20	<i>dubia</i> Louw, <i>Pterostichula</i> .....	51
<i>deckerti</i> Ferrer, <i>Epairopsis</i> .....	78	<i>dubiosus</i> Péringuey, <i>Ocnodes</i> .....	57
<i>deckerti</i> Ferrer, <i>Vieta</i> .....	74	<i>dubius maculipennis</i> Gebien, <i>Trachynotus</i> .....	89
<i>decoratipes cisfluminis</i> Koch, <i>Somaticus</i> .....	86	<i>dubius</i> Péringuey, <i>Somaticus</i> .....	89
<i>decoratipes decoratipes</i> Koch, <i>Somaticus</i> .....	86	<i>dufossei</i> Solier, <i>Dymonus</i> .....	75
<i>degeeri</i> Laporte, <i>Phligra</i> .....	77	<i>dufourii</i> Solier, <i>Sepidium</i> .....	73
<i>dejeani</i> Solier, <i>Psammodes</i> .....	32	<i>duodecimcostatus</i> Lesne, <i>Psammophanes</i> .....	43
<i>delicata</i> Penrith, <i>Brinckia</i> .....	15	<i>dutoiti</i> Koch, <i>Somaticus</i> .....	89
<i>denhardti denhardti</i> Wilke, <i>Phrynocolus</i> .....	28	<i>eberlanzi</i> Koch, <i>Psammodes</i> .....	33
<i>denhardti fractus</i> Koch, <i>Phrynocolus</i> .....	28	<i>egregius</i> Haag-Rutenberg, <i>Psammodes</i> .....	33
<i>denhardti humeralis</i> Koch, <i>Phrynocolus</i> .....	28	<i>ejectus</i> Koch, <i>Ocnodes</i> .....	57
<i>densepunctatus</i> Koch, <i>Psammophanes</i> .....	43	<i>ellamariae</i> Koch, <i>Pterostichula</i> .....	51
<i>dentatus</i> Solier, <i>Phrynocolus</i> .....	28	<i>elongatum</i> Mal, <i>Sepidium</i> .....	71
<i>dentipennis</i> Gebien, <i>Psammodes</i> .....	16	<i>elongatum</i> Solier, <i>Phanerotoma</i> .....	59
<i>depressicollis</i> Haag-Rutenberg, <i>Psammodes</i> .....	32	<i>elongatus</i> Olivier, <i>Trachynotus</i> .....	93
<i>desaegeri</i> Koch, <i>Phrynocolus</i> .....	28	<i>ephialtes</i> Koch, <i>Tarsocnodes</i> .....	65
<i>devexus</i> Fähræus, <i>Psammodes</i> .....	33	<i>epronoticus</i> Koch, <i>Ocnodes</i> .....	57
<i>diabolicus diabolicus</i> Koch, <i>Psammodes</i> .....	33	<i>erectepilosus erectepilosus</i> Koch, <i>Psammophrynopsis</i> .....	46
<i>diabolicus tactilis</i> Koch, <i>Psammodes</i> .....	33	<i>erectepilosus tanganyikanus</i> Koch, <i>Psammophrynopsis</i> .....	46
<i>diaphana</i> Louw, <i>Pterostichula</i> .....	51	<i>erecticollis</i> Ancey, <i>Vieta</i> .....	74
<i>difficilis</i> Haag-Rutenberg, <i>Psammodes</i> .....	33	<i>eremicola</i> Koch, <i>Somaticus</i> .....	89
<i>dilatatus</i> Haag-Rutenberg, <i>Somaticus</i> .....	87	<i>erichsoni</i> Haag-Rutenberg, <i>Ocnodes</i> .....	57



<i>erinaceus</i> Fairmaire, <i>Sepidiostenus</i> .....	69	<i>funestus</i> Haag-Rutenberg, <i>Psammodes</i> .....	34
<i>erosa</i> Allard, 1882: <i>Vieta</i> .....	74	<i>furcifera</i> Gerstaecker, <i>Vieta</i> .....	74
<i>errans</i> Péringuey, <i>Tarsocnodes</i> .....	65	<i>fusiforme</i> Kwieton, <i>Sepidium</i> .....	70
<i>ertli ertli</i> Kolbe, <i>Psammotyria</i> .....	47	<i>gallanus</i> Wilke, <i>Brachyphrynus</i> .....	22
<i>ertli punctativentris</i> Koch, <i>Psammotyria</i> .....	47	<i>gariesus</i> Péringuey, <i>Psammodes</i> .....	34
<i>ertli spinosocostatus</i> Kolbe, <i>Psammotyria</i> .....	47	<i>gebieni</i> Wilke, <i>Arturium</i> .....	21
<i>ethologus</i> Koch, <i>Psammodes</i> .....	33	<i>gedyei</i> Koch, <i>Ethmus</i> .....	79
<i>exilis</i> Péringuey, <i>Psammodes</i> .....	39	<i>gemmeulus</i> Koch, <i>Ocnodes</i> .....	57
<i>eximius</i> Péringuey, <i>Trachynotidus</i> .....	18	<i>genei</i> Solier, <i>Sepidium</i> .....	71
<i>expletus</i> Quedenfeldt, <i>Psammodes</i> .....	33	<i>geniculatus geniculatus</i> Haag-Rutenberg, <i>Somaticus</i> ....	84
<i>fabraei</i> Haag-Rutenberg, <i>Distretus</i> .....	23	<i>geniculatus hessei</i> Koch, <i>Somaticus</i> .....	84
<i>fabraeusi</i> Koch, <i>Somaticus</i> .....	87	<i>geniculatus pluricostatus</i> Koch, <i>Somaticus</i> .....	84
<i>fairmairei</i> Gestro, <i>Sepidiostenus</i> .....	69	<i>georgensis</i> Koch, <i>Somaticus</i> .....	82
<i>fartus</i> Péringuey, <i>Psammodes</i> .....	33	<i>gerstaeckeri</i> Haag-Rutenberg, <i>Psammodes</i> .....	34
<i>felinus</i> Koch, <i>Phrynocolus</i> .....	28	<i>gibba</i> Fabricius, <i>Pimelia</i> .....	27
<i>femoralis</i> Haag-Rutenberg, <i>Oxura</i> .....	49	<i>gibba</i> Herbst, <i>Pimelia</i> .....	27
<i>ferrari</i> Haag-Rutenberg, <i>Moluris</i> .....	26	<i>gibba</i> Pallas, <i>Moluris</i> .....	26
<i>ferreirae ferreirae</i> Koch, <i>Ocnodes</i> .....	57	<i>gibberosulus</i> Péringuey, <i>Ocnodes</i> .....	57
<i>ferreirae zulu</i> Koch, <i>Ocnodes</i> .....	57	<i>gibbicollis</i> Haag-Rutenberg, <i>Moluris</i> .....	27
<i>ferrugineus</i> Haag-Rutenberg, <i>Psammodes</i> .....	33	<i>gibbicollis</i> Solier, <i>Dymonus</i> .....	76
<i>fettingi</i> Haag-Rutenberg, <i>Ocnodes</i> .....	57	<i>gibbosa</i> Thunberg, <i>Moluris</i> .....	27
<i>finitima</i> Koch, <i>Tarsocnodes</i> .....	65	<i>gibbosum</i> Thunberg, <i>Opatrum</i> .....	27
<i>fomicum</i> Wilke, <i>Arturium</i> .....	21	<i>gibbosus</i> Fähræus, <i>Amiantus</i> .....	20
<i>fistucans</i> Koch, <i>Ocnodes</i> .....	57	<i>gibbus coelata</i> Solier, <i>Psammodes</i> .....	34
<i>fitzsimonsi</i> Koch, <i>Somaticus</i> .....	89	<i>gibbus gibbus</i> Linnaeus, <i>Tenebrio</i> .....	34
<i>flagrans</i> Péringuey, <i>Hypomelus</i> .....	16	<i>gibbus gravidus</i> Solier, <i>Psammodes</i> .....	34
<i>flagrans</i> Péringuey, <i>Psammodes</i> .....	33	<i>gibbus hemisphaericus</i> Solier, <i>Psammodes</i> .....	34
<i>flexuosum</i> Solier, <i>Sepidium</i> .....	72	<i>gibbus nigrocostatus</i> Haag-Rutenberg, <i>Psammodes</i> .....	34
<i>foveipennis</i> Fairmaire, <i>Vietomorpha</i> .....	76	<i>gibbus solieri</i> Gebien, <i>Psammodes</i> .....	34
<i>fragilis</i> Haag-Rutenberg, <i>Psammodes</i> .....	34	<i>gibbus unicolor</i> Fabricius, <i>Psammodes</i> .....	34
<i>fraternus</i> Haag-Rutenberg, <i>Ocnodes</i> .....	57	<i>gibbus</i> Haag-Rutenberg, <i>Ocnodes</i> .....	57
<i>freudei</i> Koch, <i>Ocnodes</i> .....	57	<i>giganteus</i> Haag-Rutenberg, <i>Psammodes</i> .....	38
<i>freyi</i> Koch, <i>Ocnodes</i> .....	54	<i>giganteus</i> Koch, <i>Somaticus</i> .....	87
<i>fritschi</i> Haag-Rutenberg, <i>Psammodes</i> .....	34	<i>glaber</i> Fähræus, <i>Trachynotus</i> .....	88
<i>frommi</i> Wilke, <i>Psammophrynopsis</i> .....	45	<i>glaber</i> Koch, <i>Psammodes</i> .....	34
<i>frondosus</i> Gerstaecker, <i>Phrynocolus</i> .....	28	<i>glabratus bienus</i> Koch, <i>Psammodes</i> .....	34
<i>frontalis frontalis</i> Haag-Rutenberg, <i>Epairopsis</i> .....	78	<i>glabratus glabratus</i> Harold, <i>Psammodes</i> .....	34
<i>frontalis variegata</i> Péringuey, <i>Epairopsis</i> .....	78	<i>glabriventris</i> Koch, <i>Somaticus</i> .....	86
<i>frontalis</i> Koch, <i>Pterostichula</i> .....	52	<i>glandiformis</i> Pallas, <i>Tenebrio</i> .....	34
<i>fulgidus</i> Koch, <i>Ocnodes</i> .....	57	<i>glauningi</i> Wilke, <i>Arturium</i> .....	21
<i>fulleborni</i> Wilke, <i>Arturium</i> .....	21	<i>globosus</i> Haag-Rutenberg, <i>Ocnodes</i> .....	58
<i>funestus</i> Fähræus, <i>Somaticus</i> .....	91	<i>globulicollis</i> Solier, <i>Moluris</i> .....	27
<i>funestus</i> Haag-Rutenberg, <i>Ocnodes</i> .....	57	<i>globulipennis</i> Péringuey, <i>Amiantus</i> .....	20

<i>goryi</i> Solier, <i>Somaticus</i> .....	89	<i>haroldi</i> Haag-Rutenberg, <i>Physophrynus</i> .....	30
<i>gracilentata</i> Ancey, <i>Vieta</i> .....	74	<i>hemmingi</i> Koch, <i>Psammophrynopis</i> .....	47
<i>gracilentus</i> Fairmaire, <i>Psammophrynopis</i> .....	47	<i>herbsti</i> Haag-Rutenberg, <i>Moluris</i> .....	27
<i>gracilipes</i> Haag-Rutenberg, <i>Somaticus</i> .....	89	<i>herculeanus</i> Haag-Rutenberg, <i>Psammodes</i> .....	35
<i>gracilipes</i> Koch, <i>Tarsocnodes</i> .....	65	<i>hereroensis</i> Koch, <i>Somaticus</i> .....	84
<i>gracilis</i> Gebien, <i>Distretus</i> .....	24	<i>herero herero</i> Koch, <i>Ethmus</i> .....	78
<i>grandis</i> Solier, <i>Hypomelus</i> .....	18	<i>herero pronamibensis</i> Koch, <i>Ethmus</i> .....	78
<i>grandis</i> Solier, <i>Psammodes</i> .....	35	<i>herero</i> Péringuey, <i>Psammodes</i> .....	35
<i>granisterna</i> Koch, <i>Ocnodes</i> .....	58	<i>heydeni</i> Haag-Rutenberg, <i>Ocnodes</i> .....	58
<i>granulatus</i> Solier, <i>Psammodes</i> .....	35	<i>hieroglyphicus</i> Haag-Rutenberg, <i>Decoriplus</i> .....	48
<i>granulicauda</i> Penrith, <i>Tarsocnodes</i> .....	66	<i>hirtipennis</i> Haag-Rutenberg, <i>Psammodes</i> .....	35
<i>granulifer</i> Haag-Rutenberg, <i>Psammodes</i> .....	35	<i>hirtipennis</i> Haag-Rutenberg, <i>Psammodes</i> .....	17
<i>granuliger</i> Koch, <i>Psammophanes</i> .....	43	<i>hirtipes</i> Laporte, <i>Psammodes</i> .....	35
<i>granulimargo</i> Louw, <i>Decoriplus</i> .....	48	<i>hirtus</i> Bertoloni, <i>Psammodes</i> .....	35
<i>granulosicollis</i> Haag-Rutenberg, <i>Ocnodes</i> .....	58	<i>hirundo</i> Koch, <i>Somaticus</i> .....	82
<i>gravida</i> Westwood, <i>Moluris</i> .....	66	<i>hispidus</i> Hesse, <i>Somaticus</i> .....	91
<i>gravis</i> Gemminger, <i>Trachynotidus</i> .....	18	<i>histrion</i> Koch, <i>Somaticus</i> .....	91
<i>gredleri</i> Haag-Rutenberg, <i>Phrynopanes</i> .....	29	<i>hoeschi</i> Koch, <i>Uniungulum</i> .....	19
<i>gridellii gridellii</i> Koch, <i>Psammophanes</i> .....	43	<i>hoffmanni</i> Haag-Rutenberg, <i>Somaticus</i> .....	87
<i>gridellii microsetosus</i> Koch, <i>Psammophanes</i> .....	43	<i>holdhausi</i> Reitter, <i>Vieta</i> .....	74
<i>gridellii</i> Koch, <i>Melanolophus</i> .....	25	<i>hoseini</i> Escalera, <i>Sepidium</i> .....	70
<i>gridellii</i> Koch, <i>Ocnodes</i> .....	58	<i>hottentottus</i> Péringuey, <i>Psammodes</i> .....	35
<i>grisea</i> Gridelli, <i>Vieta</i> .....	74	<i>humeralis</i> Haag-Rutenberg, <i>Ocnodes</i> .....	58
<i>griseus</i> Fähræus, <i>Somaticus</i> .....	91	<i>humerangula</i> Koch, <i>Ocnodes</i> .....	58
<i>grixonii</i> Gestro, <i>Vieta</i> .....	74	<i>humerus</i> Louw, <i>Decoriplus</i> .....	48
<i>guerini guerini</i> Haag-Rutenberg, <i>Ocnodes</i> .....	54	<i>humilis</i> Wilke, <i>Phrynopanes</i> .....	29
<i>guerini lawrencii</i> Koch, <i>Ocnodes</i> .....	54	<i>hyalinum hyalinum</i> Koch, <i>Synhimba</i> .....	53
<i>guerini mancus</i> Koch, <i>Ocnodes</i> .....	54	<i>hyalinum ovambo</i> Koch, <i>Synhimba</i> .....	53
<i>guillarmodi</i> Koch, <i>Psammodes</i> .....	35	<i>hystrix desertica</i> <i>Sepidium</i> .....	70
<i>gunvorae amnigenus</i> Koch, <i>Somaticus</i> .....	89	<i>hystrix hystrix</i> Antoine, <i>Sepidium</i> .....	70
<i>gunvorae cylindricollis</i> Koch, <i>Somaticus</i> .....	89	<i>hystrix ifniensis</i> Escalera, <i>Sepidium</i> .....	70
<i>gunvorae gunvorae</i> Koch, <i>Somaticus</i> .....	90	<i>iflundi</i> Koch, <i>Tarsocnodes</i> .....	66
<i>gunannicus</i> Lesne, <i>Psammophanes</i> .....	43	<i>ikutanus</i> Fairmaire, <i>Phrynocolus</i> .....	22
<i>gypsicola</i> Escalera, <i>Sepidium</i> .....	70	<i>illotus</i> Péringuey, <i>Psammodes</i> .....	33
<i>haagi</i> Gebien, <i>Psammodes</i> .....	35	<i>imbricatus</i> Koch, <i>Ocnodes</i> .....	58
<i>haagi haagi</i> Péringuey, <i>Somaticus</i> .....	90	<i>imitator imitator</i> Péringuey, <i>Ocnodes</i> .....	58
<i>haagi pilipeplus</i> Koch, <i>Somaticus</i> .....	90	<i>imitator invadens</i> Koch, <i>Ocnodes</i> .....	58
<i>haemorrhoidalis haemorrhoidalis</i> Koch, <i>Ocnodes</i> .....	58	<i>immundum</i> Reitter, <i>Sepidium</i> .....	72
<i>haemorrhoidalis salubris</i> Koch, <i>Ocnodes</i> .....	58	<i>impressicollis</i> Péringuey, <i>Somaticus</i> .....	88
<i>halophilus</i> Koch, <i>Palpomodes</i> .....	50	<i>impressiventris</i> Fairmaire, <i>Psammophanes</i> .....	43
<i>hamaticollis</i> Fairmaire, <i>Vieta</i> .....	74	<i>impuncticollis</i> Gebien, <i>Stenethmus</i> .....	52
<i>hamaticollis</i> Péringuey, <i>Cyrtoderes</i> .....	77	<i>inaequale</i> Reitter, <i>Sepidium</i> .....	70
<i>hamatus</i> Louw, <i>Decoriplus</i> .....	48	<i>inaequalis</i> Fairmaire, <i>Distretus</i> .....	23

<i>inaequalis</i> Solier, <i>Hypomelus</i> .....	16	<i>lacunosus</i> Solier, <i>Trachynotus</i> .....	94
<i>incongruens</i> Péringuey, <i>Psammodes</i> .....	35	<i>lacustris</i> Koch, <i>Ocnodes</i> .....	59
<i>incostatus</i> Gebien, <i>Ethmus</i> .....	80	<i>laetulus</i> Péringuey, <i>Psammodes</i> .....	40
<i>incostatus</i> Gebien, <i>Somaticus</i> .....	90	<i>laevicollis</i> Solier, <i>Psammodes</i> .....	36
<i>infernalis</i> Harold, <i>Psammodes</i> .....	35	<i>laevigata</i> Péringuey, <i>Epairops</i> .....	78
<i>inflata</i> Gerstaecker, <i>Dichtha</i> .....	22	<i>laevigatus</i> Olivier, <i>Ocnodes</i> .....	59
<i>inflatus</i> Koch, <i>Ocnodes</i> .....	58	<i>laevipennis</i> Haag-Rutenberg, <i>Tarsocnodes</i> .....	66
<i>infusata</i> Koch, <i>Pterostichula</i> .....	51	<i>laevis</i> Fähræus, <i>Trachynotus</i> .....	88
<i>inquinatus</i> Péringuey, <i>Psammodes</i> .....	14	<i>laghoatense</i> Baudi, <i>Sepidium</i> .....	72
<i>insularis</i> Péringuey, <i>Brinckia</i> .....	15	<i>lanceolatus</i> Koch, <i>Ocnodes</i> .....	59
<i>integer</i> Péringuey, <i>Psammodes</i> .....	57	<i>lanuginosus</i> Haag-Rutenberg, <i>Psammodes</i> .....	36
<i>intermedius</i> Haag-Rutenberg, <i>Somaticus</i> .....	88	<i>latemarginatum</i> Péringuey, <i>Clinocranion</i> .....	87
<i>intermedius</i> Péringuey, <i>Psammodes</i> .....	35	<i>laterale</i> Allard, <i>Sepidium</i> .....	73
<i>interstitialis</i> Haag-Rutenberg, <i>Hypomelus</i> .....	16	<i>lateridens lateridens</i> Fairmaire, <i>Psammotyria</i> .....	47
<i>interventor</i> Péringuey, <i>Psammodes</i> .....	41	<i>lateridens nyassicus</i> Koch, <i>Psammotyria</i> .....	47
<i>jacksoni</i> Koch, <i>Dimoniacis</i> .....	67	<i>lateritius</i> Wilke, <i>Phrynophanes</i> .....	29
<i>janitor</i> Koch, <i>Psammodes</i> .....	35	<i>laticollis</i> Hope, <i>Somaticus</i> .....	88
<i>janssei</i> Koch, <i>Euphrynus</i> .....	24	<i>latus bisbicosatus</i> Koch, <i>Ethmus</i> .....	78
<i>janssensi</i> Koch, <i>Ocnodes</i> .....	59	<i>latus kaokoanus</i> Koch, <i>Ethmus</i> .....	79
<i>javeti</i> Haag-Rutenberg, <i>Ocnodes</i> .....	59	<i>latus latus</i> Haag-Rutenberg, <i>Ethmus</i> .....	79
<i>jokli</i> Koch, <i>Psammophrynopsis</i> .....	45	<i>lavranosi</i> Ardoin, <i>Dimoniacis</i> .....	67
<i>junodi</i> Fairmaire, <i>Psammodes</i> .....	54	<i>leakeyi</i> Koch, <i>Psammophanes</i> .....	44
<i>junodi</i> Péringuey, <i>Ocnodes</i> .....	54	<i>lethargicus</i> Péringuey, <i>Psammodes</i> .....	36
<i>kamagasus</i> Péringuey, <i>Psammodes</i> .....	35	<i>leucographus</i> Solier, <i>Trachynotus</i> .....	93
<i>karrooensis</i> Koch, <i>Somaticus</i> .....	83	<i>leucophrys</i> Herbst, <i>Pimelia</i> .....	87
<i>karrooensis</i> Péringuey, <i>Psammodes</i> .....	40	<i>levis</i> Louw, <i>Sulcipectus</i> .....	18
<i>kaszabi</i> Koch, <i>Physophrynus</i> .....	30	<i>licinoides</i> Haag-Rutenberg, <i>Somaticus</i> .....	83
<i>kaszabi</i> Mal, <i>Sepidium</i> .....	70	<i>licitus</i> Peringey, <i>Ocnodes</i> .....	59
<i>kelleri</i> Fairmaire, <i>Sepidium</i> .....	70	<i>lightfooti</i> Péringuey, <i>Histrionotus</i> .....	80
<i>kilimandjarus</i> Koch, <i>Psammophanes</i> .....	43	<i>lobicollis</i> Gebien, <i>Trichethmus</i> .....	94
<i>kirschi</i> Haag-Rutenberg, <i>Psammodes</i> .....	35	<i>lobicollis</i> Kolbe, <i>Amiantus</i> .....	20
<i>kraatzii fulvohirtus</i> Koch, <i>Somaticus</i> .....	92	<i>lomianus</i> Koch, <i>Melanolophus</i> .....	25
<i>kraatzii kraatzii</i> Haag-Rutenberg, <i>Somaticus</i> .....	92	<i>lomii</i> Gridelli, <i>Psammophanes</i> .....	42
<i>kraatzii orientalis</i> Koch, <i>Somaticus</i> .....	92	<i>longantennatus</i> Penrith, <i>Bombocnodulus</i> .....	16
<i>kubub</i> Péringuey, <i>Psammodes</i> .....	36	<i>longebirta</i> Fairmaire, <i>Vieta</i> .....	75
<i>kuisip</i> Péringuey, <i>Psammodes</i> .....	36	<i>longepilosa</i> Fairmaire, <i>Vieta</i> .....	75
<i>kulzeri</i> Koch, <i>Ocnodes</i> .....	59	<i>longicornis</i> Kirby, <i>Psammodes</i> .....	36
<i>kung</i> Koch, <i>Pterostichula</i> .....	51	<i>longipennis</i> Gestro, <i>Sepidiostenus</i> .....	69
<i>kungorum</i> Koch, <i>Somaticus</i> .....	90	<i>longipes</i> Haag-Rutenberg, <i>Psammodes</i> .....	36
<i>kuntzeni</i> Wikle, <i>Brachyphrynus</i> .....	22	<i>lossowi</i> Koch, <i>Argentirinis</i> .....	13
<i>lacuna</i> Louw, <i>Triangulipenna</i> .....	19	<i>lucidus</i> Fähræus, <i>Psammodes</i> .....	36
<i>lacunosa</i> Fairmaire, <i>Vieta</i> .....	74	<i>luctuosa</i> Fairmaire, <i>Vieta</i> .....	75
<i>lacunosum</i> Thunberg, <i>Sepidium</i> .....	77	<i>luctuosus</i> Haag-Rutenberg, <i>Ocnodes</i> .....	59

<i>lugubris</i> Fähræus, <i>Psammodes</i> .....	35	<i>meracus</i> Péringuey, <i>Trachynotus</i> .....	93
<i>lusitanicum</i> Kaszab & Pinheiro, <i>Sepidium</i> .....	71	<i>mesopotamicum</i> Reitter, <i>Sepidium</i> .....	71
<i>lutosus</i> Péringuey, <i>Trachynotus</i> .....	93	<i>methneri</i> Wilke, <i>Arturium</i> .....	21
<i>lutulenta</i> Gestro, <i>Vieta</i> .....	75	<i>metropolis</i> Koch, <i>Somaticus</i> .....	91
<i>lutulentus</i> <i>lutulentus</i> Péringuey, <i>Somaticus</i> .....	91	<i>michaelis</i> Penrith, <i>Tarsocnodes</i> .....	66
<i>lutulentus montisdraconis</i> , <i>Somaticus</i> .....	91	<i>miles</i> Péringuey, <i>Ocnodes</i> .....	60
<i>luxorii</i> Allard, <i>Vieta</i> .....	75	<i>millingenii</i> Kirchsberg, <i>Vieta</i> .....	75
<i>luxurus</i> Koch, <i>Ocnodes</i> .....	59	<i>mimeticus</i> Koch, <i>Ocnodes</i> .....	60
<i>maculatus</i> Haag-Rutenberg, <i>Ethmus</i> .....	80	<i>mimipinguis</i> Koch, <i>Psammodes</i> .....	36
<i>maculicollis</i> Koch, <i>Namibomodes</i> .....	49	<i>minuta</i> Péringuey, <i>Microphlagra</i> .....	81
<i>maculicollis</i> Koch, <i>Psammophrynopsis</i> .....	46	<i>mirei</i> Pierre, <i>Psammophanes</i> .....	44
<i>maculosus</i> Fähræus, <i>Somaticus</i> .....	88	<i>misanthropia kunenensis</i> Koch, <i>Pterostichula</i> .....	52
<i>madecassus madecassus</i> Fairmaire, <i>Glyptophrynus</i> .....	25	<i>misanthropia misanthropa</i> Koch, <i>Pterostichula</i> .....	52
<i>madecassus pauliani</i> Koch, <i>Glyptophrynus</i> .....	25	<i>misolampoides</i> Fairmaire, <i>Ocnodes</i> .....	60
<i>madida</i> Koch, <i>Tarsocnodes</i> .....	66	<i>mittrei bicorne</i> Solier, <i>Sepidium</i> .....	72
<i>magnum</i> Gahan, <i>Sepidium</i> .....	71	<i>mittrei mittrei</i> Solier, <i>Sepidium</i> .....	72
<i>maillei</i> Solier, <i>Sepidium</i> .....	72	<i>mixtus</i> Haag-Rutenberg, <i>Ocnodes</i> .....	60
<i>malaisei</i> Koch, <i>Somaticus</i> .....	83	<i>modesta</i> Robiche, <i>Dichtha</i> .....	22
<i>mali</i> Ferrer & Martínez, <i>Sepidium</i> .....	71	<i>moerens</i> Haag-Rutenberg, <i>Somaticus</i> .....	83
<i>manicanus</i> Péringuey, <i>Physophrynus</i> .....	30	<i>mogadoricum guisseri</i> Kocher, <i>Sepidium</i> .....	72
<i>manifestus</i> Péringuey, <i>Psammodes</i> .....	32	<i>mogadoricum schrammi</i> Kocher, <i>Sepidium</i> .....	72
<i>manifestus</i> Péringuey, <i>Trachynotidus</i> .....	19	<i>molossa</i> Haag-Rutenberg, <i>Tarsocnodes</i> .....	66
<i>maputoensis</i> Koch, <i>Ocnodes</i> .....	59	<i>monacha</i> Koch, <i>Ocnodes</i> .....	60
<i>marginata</i> Herbst, <i>Pimelia</i> .....	59	<i>monasterialis</i> Koch, <i>Tarsocnodes</i> .....	66
<i>marginatus</i> Thunberg, <i>Somaticus</i> .....	88	<i>montana</i> Fairmaire, <i>Vieta</i> .....	75
<i>marginicollis</i> Koch, <i>Ocnodes</i> .....	59	<i>montanus</i> Koch, <i>Ocnodes</i> .....	60
<i>margoabsoluta margoabsoluta</i> Louw, <i>Oxura</i> .....	50	<i>mormolyce</i> Koch, <i>Distretus</i> .....	24
<i>margoabsoluta puncticollis</i> Louw, <i>Oxura</i> .....	50	<i>moschleri</i> Haag-Rutenberg, <i>Psammodes</i> .....	36
<i>marlothi</i> Koch, <i>Somaticus</i> .....	83	<i>mozambicus</i> Koch, <i>Ocnodes</i> .....	60
<i>marraquense</i> Escalera, <i>Sepidium</i> .....	71	<i>mskalicum</i> Escalera, <i>Sepidium</i> .....	71
<i>marshalli</i> Koch, <i>Ossiporis</i> .....	81	<i>muliebris curtus</i> Koch, <i>Ocnodes</i> .....	60
<i>martinsi</i> Koch, <i>Ocnodes</i> .....	59	<i>muliebris muliebris</i> Koch, <i>Ocnodes</i> .....	60
<i>mashunus</i> Péringuey, <i>Distretus</i> .....	23	<i>muliebris silvestris</i> Koch, <i>Ocnodes</i> .....	60
<i>mashunus</i> Péringuey, <i>Psammodes</i> .....	36	<i>mulleri</i> Péringuey, <i>Psammodes</i> .....	36
<i>massaicus</i> Kaszab, <i>Stenethmus</i> .....	52	<i>multicostatus</i> Fairmaire, <i>Amiantus</i> .....	20
<i>mechowi</i> Quedenfeldt, <i>Amiantus</i> .....	20	<i>muscosa</i> Gerstaecker, <i>Vieta</i> .....	75
<i>melancholica</i> Haag-Rutenberg, <i>Synbimba</i> .....	53	<i>myrmidon</i> Péringuey, <i>Psammodes</i> .....	58
<i>melleus</i> Koch, <i>Ocnodes</i> .....	59	<i>nairobiensis</i> Koch, <i>Psammophanes</i> .....	44
<i>memnonius</i> Haag-Rutenberg, <i>Psammodes</i> .....	36	<i>naivashanus</i> Lesne, <i>Psammophanes</i> .....	44
<i>mendax</i> Péringuey, <i>Psammodes</i> .....	40	<i>namaqua</i> Koch, <i>Pterostichula</i> .....	51
<i>mendicus estermanni</i> Koch, <i>Ocnodes</i> .....	59	<i>namaquensis</i> Koch, <i>Somaticus</i> .....	83
<i>mendicus mendicus</i> Péringuey, <i>Ocnodes</i> .....	60	<i>natalensis</i> Chevrolat, <i>Echinotus</i> .....	68
<i>menghallensis</i> Wilke, <i>Phrynocolus</i> .....	29	<i>neavei</i> Gebien, <i>Psammophrynopsis</i> .....	46

<i>nervosus</i> Haag-Rutenberg, <i>Ocnodes</i> .....	60	<i>ovulus</i> Haag-Rutenberg, <i>Ocnodes</i> .....	61
<i>neumanni</i> Wilke, <i>Phrynophanes</i> .....	29	<i>pachysoma ornata</i> Koch, <i>Ocnodes</i> .....	61
<i>newtoni</i> Koch, <i>Somaticus</i> .....	91	<i>pachysoma pachysoma</i> Péringuey, <i>Ocnodes</i> .....	61
<i>nielsenii</i> Ferrer, Evanno & Evanno, <i>Tarsocnodes</i> .....	66	<i>pagesii</i> Fairmaire, <i>Sepidium</i> .....	71
<i>nigrisaxicola</i> Koch, <i>Psammodes</i> .....	36	<i>pallens</i> Allard, <i>Sepidium</i> .....	69
<i>niloticus</i> Haag-Rutenberg, <i>Phrynocolus</i> .....	28	<i>pallidicornis</i> Koch, <i>Vieta</i> .....	75
<i>nitens</i> Fähræus, <i>Psammodes</i> .....	36	<i>papillosus</i> Koch, <i>Ocnodes</i> .....	61
<i>nitens</i> Péringuey, <i>Somaticus</i> .....	83	<i>paradisiacus angolanus</i> Koch, <i>Ethmus</i> .....	79
<i>nitida</i> Haag-Rutenberg, <i>Moluris</i> .....	27	<i>paradisiacus formosus</i> Koch, <i>Ethmus</i> .....	79
<i>nitidicollis</i> Haag-Rutenberg, <i>Psammodes</i> .....	36	<i>paradisiacus paradisiacus</i> Koch, <i>Ethmus</i> .....	79
<i>nitidipennis</i> Fairmaire, <i>Psammodes</i> .....	36	<i>parvicollis</i> Louw, <i>Pterostichula</i> .....	52
<i>nitidissimus</i> Haag-Rutenberg, <i>Psammodes</i> .....	37	<i>parvulus</i> Gestro, <i>Arturium</i> .....	21
<i>nogalus</i> Koch, <i>Psammophrynopsis</i> .....	47	<i>pedator</i> Fairmaire, <i>Ocnodes</i> .....	61
<i>nollothensis</i> Koch, <i>Somaticus</i> .....	83	<i>penicillatus penicillatus</i> Koch, <i>Psammophrynopsis</i> .....	45
<i>notaticollis</i> Koch, <i>Ocnodes</i> .....	60	<i>penicillatus piacatus</i> Koch, <i>Psammophrynopsis</i> .....	45
<i>notatum</i> Thunberg, <i>Ocnodes</i> .....	60	<i>penicilligerum</i> Karsch, <i>Sepidium</i> .....	71
<i>notoceros</i> Pallas, <i>Tenebrio</i> .....	70	<i>peregrinator</i> Koch, <i>Somaticus</i> .....	92
<i>nyassicus</i> Koch, <i>Ethmus</i> .....	80	<i>perfidus</i> Péringuey, <i>Psammodes</i> .....	37
<i>obliquatus</i> Solier, <i>Hypomelus</i> .....	16	<i>perforatum</i> Allard, <i>Sepidium</i> .....	71
<i>obliteratus</i> Haag-Rutenberg, <i>Psammodes</i> .....	35	<i>peringueyi</i> Gebien, <i>Hypomelus</i> .....	16
<i>obliteratus</i> Solier, <i>Hypomelus</i> .....	16	<i>perlucidus</i> Koch, <i>Ocnodes</i> .....	61
<i>oblonga</i> Thunberg, <i>Brinckia</i> .....	15	<i>peronatus</i> Germar, <i>Hypomelus</i> .....	16
<i>obscurus</i> Koch, <i>Somaticus</i> .....	91	<i>petrosus erlangeri</i> Wilke, <i>Brachyphrynus</i> .....	22
<i>obsulcatus</i> Haag-Rutenberg, <i>Psammodes</i> .....	37	<i>petrosus petrosus</i> Gerstaecker, <i>Brachyphrynus</i> .....	22
<i>obtusangulum</i> Fairmaire, <i>Sepidium</i> .....	71	<i>peyerimhoffi</i> Antoine, <i>Sepidium</i> .....	71
<i>octocostatus</i> Péringuey, <i>Amiantus</i> .....	20	<i>physopterus angolensis</i> Koch, <i>Palpomodes</i> .....	50
<i>octocristatus</i> Fairmaire, <i>Amiantus</i> .....	20	<i>physopterus physopterus</i> Gebien, <i>Palpomodes</i> .....	50
<i>odorans</i> Koch, <i>Ocnodes</i> .....	60	<i>piceus</i> Haag-Rutenberg, <i>Psammodes</i> .....	37
<i>omercoperi</i> Koch, <i>Histrionotus</i> .....	80	<i>picteti picteti</i> Haag-Rutenberg, <i>Melanolophus</i> .....	26
<i>omurambestris</i> Koch, <i>Pterostichula</i> .....	52	<i>picteti septemcostatus</i> Fairmaire, <i>Melanolophus</i> .....	26
<i>oograbiensis</i> Koch, <i>Brinckia</i> .....	15	<i>picteti splendidus</i> Koch, <i>Melanolophus</i> .....	26
<i>opacus</i> Haag-Rutenberg, <i>Amiantus</i> .....	20	<i>praeplanatus</i> Koch, <i>Melanolophus</i> .....	26
<i>opacus</i> Solier, <i>Ocnodes</i> .....	60	<i>pictus</i> Haag-Rutenberg, <i>Decoriplus</i> .....	48
<i>orientalis</i> Kaszab, <i>Stenethmus</i> .....	52	<i>pierreti</i> Amyot, <i>Moluris</i> .....	42
<i>ornatus</i> Haag-Rutenberg, <i>Trachynotus</i> .....	93	<i>pilicornis</i> Fähræus, <i>Moluris</i> .....	23
<i>osbecki</i> Billberg, <i>Ocnodes</i> .....	61	<i>pilifer</i> Haag-Rutenberg, <i>Psammodes</i> .....	37
<i>ovalis</i> Allard, <i>Vieta</i> .....	75	<i>pilosellus</i> Haag-Rutenberg, <i>Psammodes</i> .....	37
<i>ovampoense</i> Péringuey, <i>Sepidium</i> .....	74	<i>pilosipennis</i> Haag-Rutenberg, <i>Psammodes</i> .....	37
<i>ovatus</i> Solier, <i>Psammodes</i> .....	37	<i>pilosiusculus ecostatus</i> Lesne, <i>Psammophanes</i> .....	44
<i>overlaeti</i> Koch, <i>Ocnodes</i> .....	61	<i>pilosiusculus pilosiusculus</i> Gebien, <i>Psammophanes</i> .....	44
<i>ovipennis</i> Haag-Rutenberg, <i>Psammodes</i> .....	37	<i>pilosiusculus ruandanus</i> Koch, <i>Psammophanes</i> .....	44
<i>ovipennis ovipennis</i> Fairmaire, <i>Glyptophrynus</i> .....	25	<i>pilosus</i> Thunberg, <i>Psammodes</i> .....	37
<i>ovipennis serricostatus</i> Koch, <i>Glyptophrynus</i> .....	25	<i>pinguis</i> Solier, <i>Psammodes</i> .....	37

<i>placidus</i> Kolbe, <i>Brachyphrynus</i> .....	22	<i>procustes</i> Westwood, <i>Psammodes</i> .....	38
<i>placidus</i> Péringuey, <i>Psammodes</i> .....	37	<i>productus</i> Haag-Rutenberg, <i>Psammodes</i> .....	38
<i>planata</i> Thunberg, <i>Pimelia</i> .....	27	<i>profanus</i> Péringuey, <i>Psammodes</i> .....	38
<i>planatus drukeri</i> Koch, <i>Somaticus</i> .....	85	<i>profugus</i> Péringuey, <i>Hypomelus</i> .....	17
<i>planatus planatus</i> Solier, <i>Somaticus</i> .....	85	<i>prominoculatum</i> Louw, <i>Miripronotum</i> .....	49
<i>planatus subdamarensis</i> Koch, <i>Somaticus</i> .....	85	<i>propinquus</i> Quedenfeldt, <i>Psammodes</i> .....	38
<i>planus</i> Koch, <i>Ocnodes</i> .....	61	<i>prosodoides</i> Gebien, <i>Psammophrynopsis</i> .....	46
<i>plausibilis</i> Péringuey, <i>Hypomelus</i> .....	16	<i>protectus</i> Koch, <i>Ocnodes</i> .....	61
<i>plicatooides</i> Koch, <i>Psammophanes</i> .....	44	<i>protensa</i> Fairmaire, <i>Vieta</i> .....	75
<i>plicatus aethiopicus</i> Koch, <i>Psammophanes</i> .....	44	<i>protensus</i> Haag-Rutenberg, <i>Psammodes</i> .....	38
<i>plicatus multilineatus</i> Koch, <i>Psammophanes</i> .....	44	<i>proximus</i> Laporte, <i>Trachynotus</i> .....	93
<i>plicatus plicatus</i> Gerstaecker, <i>Psammophanes</i> .....	44	<i>prozeskyorum</i> Penrith, <i>Tarsocnodes</i> .....	66
<i>plicatus sulcatus</i> Gebien, <i>Psammophanes</i> .....	44	<i>pruinotum</i> Koch, <i>Synbimba</i> .....	53
<i>plicatus</i> Müller, <i>Ethmus</i> .....	80	<i>psammodioides</i> Guérin-Méneville, <i>Oxura</i> .....	16
<i>plicatus</i> Solier, <i>Phanerotoma</i> .....	37	<i>pseudonitida</i> Péringuey, <i>Moluris</i> .....	27
<i>plicatus</i> Solier, <i>Psammodes</i> .....	37	<i>pubescens</i> Solier, <i>Psammodes</i> .....	38
<i>plicatus</i> Wiedemann <i>Sepidium</i> .....	94	<i>puccionii</i> Ferrer, <i>Dimoniaciis</i> .....	67
<i>plicipennis</i> Fairmaire, <i>Psammodes</i> .....	44	<i>punctatissimus</i> Koch, <i>Ocnodes</i> .....	61
<i>plicipennis</i> Gemminger, <i>Psammodes</i> .....	37	<i>puncticollis</i> Koch, <i>Ocnodes</i> .....	61
<i>plicipennis</i> Haag-Rutenberg, <i>Trachynotus</i> .....	93	<i>punctiger</i> Haag-Rutenberg, <i>Somaticus</i> .....	83
<i>plicipennis</i> Péringuey, <i>Trachynotus</i> .....	88	<i>punctipennis</i> Haag-Rutenberg, <i>Oxura</i> .....	50
<i>plutus</i> Koch, <i>Somaticus</i> .....	90	<i>punctipennis planisculptus</i> Koch, <i>Ocnodes</i> .....	62
<i>pocillator</i> Koch, <i>Psammophrynopsis</i> .....	46	<i>punctipennis punctipennis</i> Harold, <i>Ocnodes</i> .....	62
<i>poggii</i> Ferrer, <i>Stenethmus</i> .....	52	<i>punctipennis</i> Reitter, <i>Vieta</i> .....	75
<i>ponderosus</i> Fähræus, <i>Psammodes</i> .....	37	<i>punctipilus</i> Koch, <i>Psammophrynopsis</i> .....	46
<i>pradierii</i> Guérin-Méneville, <i>Sepidiostenus</i> .....	69	<i>punctipleura</i> Koch, <i>Ocnodes</i> .....	62
<i>praegrandis horribillus</i> Koch, <i>Tarsocnodes</i> .....	66	<i>punctipleuris</i> Kaszab, <i>Stenethmus</i> .....	52
<i>praegrandis praegrandis</i> Koch, <i>Tarsocnodes</i> .....	66	<i>punctiventris</i> Genien, <i>Stenethmus</i> .....	52
<i>praeliator</i> Péringuey, <i>Psammodes</i> .....	31	<i>purcelli</i> Koch, <i>Somaticus</i> .....	83
<i>praephallatus frigidorae</i> Koch, <i>Somaticus</i> .....	83	<i>pusillus</i> Péringuey, <i>Amiantus</i> .....	20
<i>praephallatus praephallatus</i> Koch, <i>Somaticus</i> .....	83	<i>pustulatus</i> Koch, <i>Ethmus</i> .....	80
<i>praestans</i> Péringuey, <i>Psammodes</i> .....	40	<i>pustulifer</i> Haag-Rutenberg, <i>Psammodes</i> .....	38
<i>praetenuis praetenuis</i> Koch, <i>Psammophanes</i> .....	44	<i>pygidialis</i> Koch, <i>Ethmus</i> .....	80
<i>praetenuis subtomentosus</i> Koch, <i>Psammophanes</i> .....	44	<i>pygmaeus</i> Fähræus, <i>Somaticus</i> .....	90
<i>pretiosum</i> Wilke, <i>Arturium</i> .....	21	<i>pyriformis</i> Gridelli, <i>Psammophanes</i> .....	44
<i>pretorianus bushveldeus</i> Koch, <i>Somaticus</i> .....	88	<i>quadricostatus</i> Fähræus, <i>Psammodes</i> .....	38
<i>pretorianus pretorianus</i> Koch, <i>Somaticus</i> .....	88	<i>quadricostatus</i> Fairmaire, <i>Psammodes</i> .....	47
<i>pretorianus</i> Koch, <i>Ocnodes</i> .....	61	<i>quadricostatus</i> Fairmaire, <i>Ethmus</i> .....	80
<i>probes</i> Péringuey, <i>Psammodes</i> .....	38	<i>quadriplicatus</i> Gebien, <i>Psammotyria</i> .....	47
<i>probus</i> Péringuey, <i>Psammodes</i> .....	61	<i>quarzophila</i> Koch, <i>Pterostichula</i> .....	51
<i>procerus</i> Fähræus, <i>Psammodes</i> .....	38	<i>quedenfeldti</i> Kolbe, <i>Dichtha</i> .....	22
<i>procrustes</i> Westwood, <i>Ocnodes</i> .....	61	<i>raffrayi pseudocatenatus</i> Koch, <i>Psammophanes</i> .....	44
<i>procurus</i> Péringuey, <i>Ocnodes</i> .....	61	<i>raffrayi raffrayi</i> Lesne, <i>Psammophanes</i> .....	45

<i>ramosipilus</i> Koch, <i>Vieta</i> .....	75	<i>rugosus rugosissimus</i> Koch, <i>Somaticus</i> .....	86
<i>ratus</i> Koch, <i>Somaticus</i> .....	90	<i>rugosus rugosus</i> Fabricius, <i>Somaticus</i> .....	86
<i>raucus</i> Haag-Rutenberg, <i>Psammodes</i> .....	38	<i>rugosus testaceipes</i> Koch, <i>Somaticus</i> .....	87
<i>recurvus</i> Haag-Rutenberg, <i>Trachynotus</i> .....	93	<i>rugulosicollis</i> Hesse, <i>Somaticus</i> .....	84
<i>redtenbacheri</i> Haag-Rutenberg, <i>Moluris</i> .....	27	<i>rugulosipennis</i> Haag-Rutenberg, <i>Psammodes</i> .....	39
<i>reflexicollis</i> Haag-Rutenberg, <i>Hypomelus</i> .....	17	<i>rugulosus</i> Solier, <i>Psammodes</i> .....	39
<i>refleximargo</i> Gebien, <i>Psammodes</i> .....	38	<i>ruspolii</i> Gestro, <i>Sepidiostenus</i> .....	69
<i>reflexus</i> Haag-Rutenberg, <i>Hypomelus</i> .....	17	<i>ruspolii ruspolii</i> Fairmaire, <i>Sepidium</i> .....	71
<i>regalis</i> Haag-Rutenberg, <i>Somaticus</i> .....	86	<i>ruspolii spectabile</i> Kulzer, <i>Sepidium</i> .....	71
<i>rehbocki</i> Kolbe, <i>Psammodes</i> .....	65	<i>russoi</i> Gebien, <i>Vieta</i> .....	75
<i>reichardi</i> Kolbe, <i>Amiantus</i> .....	30	<i>rustica</i> Haag-Rutenberg, <i>Moluris</i> .....	27
<i>reichei</i> Allard, <i>Sepidium</i> .....	71	<i>rusticus</i> Fähræus, <i>Amiantus</i> .....	20
<i>reichei bispinicollis</i> Reitter, <i>Sepidium</i> .....	71	<i>rusticus</i> Péringuey, <i>Psammodes</i> .....	39
<i>reichei</i> Solier, <i>Moluris</i> .....	35	<i>rusticus</i> Péringuey, <i>Trachynotus</i> .....	83
<i>rendiliana</i> Lesne, <i>Vieta</i> .....	75	<i>sabulosus</i> Solier, <i>Hypomelus</i> .....	16
<i>requieni</i> Solier, <i>Sepidium</i> .....	71	<i>saltuarius</i> Koch, <i>Ocnodes</i> .....	62
<i>resolutus</i> Péringuey, <i>Oxycerus</i> .....	82	<i>saxicola</i> Koch, <i>Somaticus</i> .....	83
<i>reticulatum</i> Thunberg, <i>Sepidium</i> .....	93	<i>scaber</i> Fabricius, <i>Psammodes</i> .....	39
<i>reticulatus</i> De Geer, <i>Trachynotus</i> .....	93	<i>scaber</i> Haag-Rutenberg, <i>Somaticus</i> .....	83
<i>reticulatus</i> Wilke, <i>Phrynophanes</i> .....	30	<i>scabratus gariëpinus</i> Koch, <i>Psammodes</i> .....	39
<i>retrospinus</i> Haag-Rutenberg, <i>Psammodes</i> .....	38	<i>scabratus scabratus</i> Solier, <i>Psammodes</i> .....	39
<i>revoili</i> Fairmaire, <i>Physo-phrynus</i> .....	30	<i>scabricollis</i> Gerstaecker, <i>Ocnodes</i> .....	62
<i>rhodesianus</i> Kaszab, <i>Stenethmus</i> .....	52	<i>scabriusculus</i> Haag-Rutenberg, <i>Psammodes</i> .....	39
<i>rhodesianus</i> Koch, <i>Ocnodes</i> .....	62	<i>scebelianum</i> Mal, <i>Sepidium</i> .....	71
<i>robusta</i> Lesne, <i>Vieta</i> .....	75	<i>schalkwykæ</i> Koch, <i>Somaticus</i> .....	91
<i>roriferus</i> Koch, <i>Ocnodes</i> .....	62	<i>schererii</i> Koch, <i>Phrynophanes</i> .....	30
<i>rotundicollis</i> Haag-Rutenberg, <i>Psammodes</i> .....	38	<i>schoutedeni</i> Koch, <i>Distretus</i> .....	24
<i>rotundipennis</i> Péringuey, <i>Psammodes</i> .....	37	<i>schultzei</i> Peinguey, <i>Psammodes</i> .....	39
<i>rouleti</i> Solier, <i>Moluris</i> .....	27	<i>scopulipes</i> Koch, <i>Ocnodes</i> .....	62
<i>rowleianus</i> Westwood, <i>Ocnodes</i> .....	62	<i>scortecii</i> Koch, <i>Phrynophanes</i> .....	30
<i>rubra</i> Koch, <i>Namibomodes</i> .....	49	<i>scrobicollis griqua</i> Koch, <i>Ocnodes</i> .....	62
<i>rubrolineatus</i> Lesne, <i>Psammophanes</i> .....	45	<i>scrobicollis scrobicollis</i> Fähræus, <i>Ocnodes</i> .....	62
<i>rudebecki</i> Koch, <i>Palpomodes</i> .....	51	<i>scrobicollis simulans</i> Koch, <i>Ocnodes</i> .....	62
<i>ruficore</i> Solier, <i>Phanerotoma</i> .....	36	<i>scrobiculatus</i> Péringuey, <i>Trachynotus</i> .....	85
<i>rufipes</i> Harold, <i>Ocnodes</i> .....	62	<i>scrobipennis</i> Haag-Rutenberg, <i>Amiantus</i> .....	20
<i>rufofasciatus</i> Haag-Rutenberg, <i>Psammodes</i> .....	38	<i>scutulosus</i> Haag-Rutenberg, <i>Trachynotus</i> .....	93
<i>rufonervosus</i> Haag-Rutenberg, <i>Psammodes</i> .....	38	<i>sculpturatum</i> Haag-Rutenberg, <i>Synbimba</i> .....	53
<i>rufostriatus</i> Haag-Rutenberg, <i>Psammodes</i> .....	38	<i>sculptus</i> Koch, <i>Ethmus</i> .....	80
<i>rufotibiata planipennata</i> Louw, <i>Oxura</i> .....	50	<i>scutelliformis</i> Laporte, <i>Somaticus</i> .....	92
<i>rufotibiata rufotibiata</i> Louw, <i>Oxura</i> .....	50	<i>sefrense</i> Rotrou, <i>Sepidium</i> .....	72
<i>rufozonatus</i> Fairmaire, <i>Trachynotidus</i> .....	18	<i>segnis</i> Haag-Rutenberg, <i>Psammodes</i> .....	39
<i>rugicollis</i> Gebien, <i>Tarsocnodes</i> .....	66	<i>sellatus sellatus</i> Haag-Rutenberg, <i>Psammodes</i> .....	39
<i>rugicollis</i> Kolbe, <i>Psammodes</i> .....	55	<i>sellatus uriai</i> Koch, <i>Psammodes</i> .....	39

<i>seminitidus</i> Koch, <i>Somaticus</i> .....	85	<i>somaticus</i> Koch, <i>Psammophanes</i> .....	45
<i>seminitidus</i> Quedenfeldt, <i>Distretus</i> .....	24	<i>somaticus</i> Wilke, <i>Brachyphrynus</i> .....	22
<i>semipilosus</i> Haag-Rutenberg, <i>Psammodes</i> .....	39	<i>sordidus</i> Gerstaecker, <i>Somaticus</i> .....	91
<i>seminivasus</i> Koch, <i>Ocnodes</i> .....	62	<i>spatulipes</i> Koch, <i>Ocnodes</i> .....	63
<i>semiscabra</i> Solier, <i>Moluris</i> .....	27	<i>spectabilis</i> Gebien, <i>Tarsocnodes</i> .....	65
<i>semiscabrum</i> Haag-Rutenberg, <i>Ocnodes</i> .....	62	<i>specularis</i> Péringuey, <i>Ocnodes</i> .....	63
<i>semivillosus</i> Haag-Rutenberg, <i>Psammodes</i> .....	39	<i>speculifera</i> Gebien, <i>Vieta</i> .....	76
<i>senegalensis dongolensis</i> Laporte, <i>Vieta</i> .....	75	<i>sperabilis</i> Péringuey, <i>Psammodes</i> .....	63
<i>senegalensis senegalensis</i> Klug, <i>Vieta</i> .....	75	<i>spiculosa</i> Gerstaecker, <i>Vieta</i> .....	76
<i>senegalensis somalica</i> Gebien, <i>Vieta</i> .....	76	<i>spiculosus</i> Haag-Rutenberg, <i>Psammodes</i> .....	39
<i>sericeus</i> Péringuey, <i>Trachynotus</i> .....	89	<i>spinicollis</i> Laporte, <i>Echinotus</i> .....	68
<i>sericicollis</i> Koch, <i>Ocnodes</i> .....	63	<i>spinigerus</i> Koch, <i>Ocnodes</i> .....	63
<i>serratina</i> Koch, <i>Brinckia</i> .....	15	<i>spinipennis</i> Gebien, <i>Phrynocolus</i> .....	29
<i>serratatum remotum</i> Sahlberg, <i>Sepidium</i> .....	72	<i>spinithorax</i> Fairmaire, <i>Euphrynus</i> .....	25
<i>serratatum</i> Solier, <i>Sepidium</i> .....	72	<i>spinolai spinolai</i> Solier, <i>Phrynocolus</i> .....	28
<i>serratus</i> Péringuey, <i>Somaticus</i> .....	92	<i>spinolai wilkei</i> Koch, <i>Phrynocolus</i> .....	28
<i>serrimargo</i> Gebien, <i>Namibomodes</i> .....	49	<i>spinusus</i> Haag-Rutenberg, <i>Psammodes</i> .....	40
<i>servillei</i> Solier, <i>Sepidium</i> .....	69	<i>spinusus</i> Solier, <i>Somaticus</i> .....	85
<i>servus</i> Péringuey, <i>Hypomelus</i> .....	17	<i>spissicornis</i> Fairmaire, <i>Brachyphrynus</i> .....	22
<i>setipennis</i> Haag-Rutenberg, <i>Psammodes</i> .....	39	<i>splendens</i> Haag-Rutenberg, <i>Psammodes</i> .....	40
<i>setosa</i> Kirby, <i>Oxura</i> .....	50	<i>squamifer gridellianus</i> Koch, <i>Phrynophanes</i> .....	30
<i>setosocostatus</i> Haag-Rutenberg, <i>Hypomelus</i> .....	17	<i>squamifer squamifer</i> Gridelli, <i>Phrynophanes</i> .....	30
<i>sexcornuta</i> Fairmaire, <i>Vieta</i> .....	76	<i>stali</i> Haag-Rutenberg, <i>Somaticus</i> .....	87
<i>sexcostatus benardellii</i> Koch, <i>Melanolophus</i> .....	26	<i>steinhelli</i> Haag-Rutenberg, <i>Psammodes</i> .....	40
<i>sexcostatus gibbithorax</i> Koch, <i>Melanolophus</i> .....	26	<i>stevensoni</i> Koch, <i>Ocnodes</i> .....	63
<i>sexcostatus hellardi</i> Koch, <i>Melanolophus</i> .....	26	<i>straminicornis</i> Koch, <i>Somaticus</i> .....	87
<i>sexcostatus sexcostatus</i> Gahan, <i>Melanolophus</i> .....	26	<i>strangulatus arborarius</i> Koch, <i>Somaticus</i> .....	85
<i>sexcostatus tuberculatus</i> Koch, <i>Melanolophus</i> .....	26	<i>strangulatus auobensis</i> Koch, <i>Somaticus</i> .....	85
<i>sexcostatus</i> Gerstaecker, <i>Psammophanes</i> .....	45	<i>strangulatus patzelti</i> Koch, <i>Somaticus</i> .....	85
<i>siculum</i> Solier, <i>Sepidium</i> .....	71	<i>strangulatus rebobothensis</i> Koch, <i>Somaticus</i> .....	85
<i>silphoides metallescens</i> Koch, <i>Somaticus</i> .....	88	<i>strangulatus strangulatus</i> Gebien, <i>Somaticus</i> .....	85
<i>silphoides nigronitens</i> Koch, <i>Somaticus</i> .....	88	<i>striata</i> Fabricius, <i>Pimelia</i> .....	27
<i>silphoides peringueyi</i> Koch, <i>Somaticus</i> .....	88	<i>striatopilosus</i> Haag-Rutenberg, <i>Psammodes</i> .....	40
<i>silphoides silphoides</i> Fähræus, <i>Somaticus</i> .....	88	<i>striatulus</i> Louw, <i>Decoriplus</i> .....	49
<i>silphoides swazicola</i> Koch, <i>Somaticus</i> .....	88	<i>striatus</i> Thunberg, <i>Somaticus</i> .....	83
<i>silvanus</i> Koch, <i>Ethmus</i> .....	88	<i>stridulatus</i> Koch, <i>Somaticus</i> .....	87
<i>similis</i> Haag-Rutenberg, <i>Somaticus</i> .....	88	<i>strigosa</i> Herbst, <i>Moluris</i> .....	27
<i>similis</i> Péringuey, <i>Ocnodes</i> .....	63	<i>strioliceps</i> Koch, <i>Distretus</i> .....	24
<i>sinestriis</i> Louw, <i>Iugidorsum</i> .....	17	<i>subaeneus</i> Harold, <i>Psammodes</i> .....	40
<i>sinuatus</i> Koch, <i>Somaticus</i> .....	82	<i>subcaudata</i> Lesne, <i>Vieta</i> .....	76
<i>sjoestedti</i> Gebien, <i>Ocnodes</i> .....	63	<i>subcornutum</i> Escalera, <i>Sepidium</i> .....	72
<i>solitarius</i> Péringuey, <i>Psammodes</i> .....	39	<i>subcostatus</i> Solier, <i>Psammodes</i> .....	40
<i>solitudo</i> Louw, <i>Pterostichula</i> .....	51	<i>subcylindricus</i> Koch, <i>Ethmus</i> .....	78



<i>subfrondosus</i> Wilke, <i>Phrynocolus</i> .....	28	<i>tomentosus</i> Solier, <i>Psammodes</i> .....	40
<i>subgranulatus</i> Haag-Rutenberg, <i>Psammodes</i> .....	40	<i>torosus</i> Koch, <i>Ocnodes</i> .....	63
<i>subnodosus</i> Gebien, <i>Brachyphrynus</i> .....	22	<i>torridus</i> Penrith, <i>Bombocnodulus</i> .....	15
<i>sulcicollis</i> Péringuey, <i>Stridulomus</i> .....	65	<i>trachysceloides</i> Haag-Rutenberg, <i>Psammodes</i> .....	40
<i>superbus</i> Koch, <i>Epairopsis</i> .....	78	<i>transmontanus</i> Koch, <i>Somaticus</i> .....	84
<i>suturalifer</i> Koch, <i>Somaticus</i> .....	83	<i>transvaalensis</i> Haag-Rutenberg, <i>Psammodes</i> .....	40
<i>suturalis</i> Solier, <i>Phanerotoma</i> .....	61	<i>transvaalensis</i> Koch, <i>Somaticus</i> .....	88
<i>szunyoghnyi</i> Kaszab, <i>Stenethmus</i> .....	52	<i>transvalica</i> Brancsik, <i>Dichtha</i> .....	22
<i>tantillus</i> Péringuey, <i>Trachynotus</i> .....	90	<i>transversicollis</i> Haag-Rutenberg, <i>Ocnodes</i> .....	63
<i>tarsalis</i> Haag-Rutenberg, <i>Tarsocnodes</i> .....	66	<i>transversus</i> Fairmaire, <i>Phrynocolus</i> .....	28
<i>tarsoconoides</i> Koch, <i>Ocnodes</i> .....	63	<i>tricostatus</i> Fähræus, <i>Psammodes</i> .....	40
<i>taterae</i> Koch, <i>Ossiporis</i> .....	81	<i>tricostatus</i> Haag-Rutenberg, <i>Trachynotus</i> .....	93
<i>temulentus</i> Koch, <i>Ocnodes</i> .....	63	<i>tricuspidatum</i> cerisyi Solier, <i>Sepidium</i> .....	72
<i>tenebrosus melanarius</i> Haag-Rutenberg, <i>Ocnodes</i> .....	63	<i>tricuspidatum korah</i> Crotch, <i>Sepidium</i> .....	71
<i>tenebrosus tenebrosus</i> Erichson, <i>Ocnodes</i> .....	63	<i>tricuspidatum mogadoricum</i> Escalera, <i>Sepidium</i> .....	72
<i>tentyriiniformis septentrionalis</i> Gebien, <i>Stenethmus</i> .....	53	<i>tricuspidatum multispinosum</i> Solier, <i>Sepidium</i> .....	72
<i>tentyriiniformis tentyriiniformis</i> Hesse, <i>Stenethmus</i> .....	53	<i>tricuspidatum tomentosum</i> Erichson, <i>Sepidium</i> .....	72
<i>tentyrioides</i> Fairmaire, <i>Moluris</i> .....	47	<i>tricuspidatum tricuspidatum</i> Fabricius, <i>Sepidium</i> .....	72
<i>tentyrioides</i> Haag-Rutenberg, <i>Somaticus</i> .....	90	<i>tristis</i> Fähræus, <i>Psammodes</i> .....	41
<i>tenuecostatus</i> Gebien, <i>Arturium</i> .....	21	<i>tropicalis</i> Koch, <i>Somaticus</i> .....	92
<i>tenuesculptus crassigranulatus</i> Wilke, <i>Glyptophrynus</i> .....	25	<i>tualensis</i> Escalera, <i>Sepidium</i> .....	72
<i>tenuesculptus tenuesculptus</i> Fairmaire, <i>Glyptophrynus</i> .....	25	<i>tuberculata</i> Haag-Rutenberg, <i>Moluris</i> .....	27
<i>tenuipes</i> Fähræus, <i>Psammodes</i> .....	40	<i>tuberculata</i> Solier, <i>Vieta</i> .....	76
<i>terrena chubbi</i> Koch, <i>Ossiporis</i> .....	81	<i>tuberculipennis</i> Haag-Rutenberg, <i>Psammodes</i> .....	41
<i>terrena fragilis</i> Fähræus, <i>Ossiporis</i> .....	81	<i>tuberosa</i> Fairmaire, <i>Vieta</i> .....	76
<i>terrena rhodesiana</i> Koch, <i>Ossiporis</i> .....	81	<i>tuberosa</i> Fairmaire, <i>Vietomorpha</i> .....	76
<i>terrena terrena</i> Pascoe, <i>Ossiporis</i> .....	81	<i>tumidipennis</i> Haag-Rutenberg, <i>Psammodes</i> .....	41
<i>terrena zoutpansbergensis</i> Koch, <i>Ossiporis</i> .....	81	<i>tumidus</i> Haag-Rutenberg, <i>Ocnodes</i> .....	64
<i>terrenus crassecostatus</i> Koch, <i>Psammophanes</i> .....	45	<i>umvumanus</i> Koch, <i>Ocnodes</i> .....	64
<i>terrenus rugilineatus</i> Koch, <i>Psammophanes</i> .....	45	<i>uncigera</i> Ancey, <i>Vieta</i> .....	76
<i>terrenus terrenus</i> Lesne, <i>Psammophanes</i> .....	45	<i>uncinatum</i> Erichson, <i>Sepidium</i> .....	72
<i>terrenus Péringuey, Trachynotus</i> .....	89	<i>undaticostis</i> Fairmaire, <i>Arturium</i> .....	21
<i>terricola setulosus</i> Haag-Rutenberg, <i>Somaticus</i> .....	91	<i>undatocostatus</i> Kolbe, <i>Phrynocolus</i> .....	21
<i>terricola terricola</i> Fähræus, <i>Somaticus</i> .....	91	<i>undatus</i> Haag-Rutenberg, <i>Distretus</i> .....	23
<i>tessellatus</i> Koch, <i>Ethmus</i> .....	80	<i>undosus</i> Distant, <i>Amiantus</i> .....	20
<i>testudo</i> Koch, <i>Somaticus</i> .....	91	<i>undosus</i> Kolbe, <i>Distretus</i> .....	23
<i>theryi</i> Koch, <i>Phrynocolus</i> .....	29	<i>undulatus</i> Haag-Rutenberg, <i>Psammodes</i> .....	41
<i>thoreyi</i> Haag-Rutenberg, <i>Trachynotidus</i> .....	19	<i>undulicostis</i> Koch, <i>Ossiporis</i> .....	82
<i>tibialis</i> Haag-Rutenberg, <i>Ocnodes</i> .....	63	<i>unicarinatus</i> Wilke, <i>Phrynocolus</i> .....	29
<i>tibialis</i> Haag-Rutenberg, <i>Somaticus</i> .....	90	<i>unicolor</i> Solier, <i>Moluris</i> .....	34
<i>timarchoides</i> Haag-Rutenberg, <i>Psammodes</i> .....	40	<i>uniformis litoralis</i> Koch, <i>Psammodes</i> .....	41
<i>titanus</i> Kolbe, <i>Psammoryssus</i> .....	64	<i>uniformis rugigaster</i> Koch, <i>Psammodes</i> .....	41
<i>togatus</i> Koch, <i>Psammodes</i> .....	40	<i>uniformis uniformis</i> Haag-Rutenberg, <i>Psammodes</i> .....	41

<i>upembensis</i> Koch, <i>Distretus</i> .....	24	<i>vietaeformis</i> Reitter, <i>Sepidium</i> .....	70
<i>vaga</i> Péringuey, <i>Brinckia</i> .....	15	<i>vietomorphaoides</i> Kwieton, <i>Vieta</i> .....	76
<i>vagecostatus</i> Fairmaire, <i>Psammophanes</i> .....	45	<i>vietus</i> Péringuey, <i>Distretus</i> .....	23
<i>vagus</i> Péringuey, <i>Ocnodes</i> .....	64	<i>vilhenai</i> Koch, <i>Distretus</i> .....	24
<i>valens</i> Péringuey, <i>Psammodes</i> .....	64	<i>villosa</i> Gestro, <i>Sepidiopsis</i> .....	68
<i>validus</i> Kratz, <i>Psammodes</i> .....	41	<i>villosocostatus</i> Solier, <i>Hypomelus</i> .....	17
<i>vansonianus</i> Koch, <i>Somaticus</i> .....	84	<i>villosostriatus</i> Haag-Rutenberg, <i>Psammodes</i> .....	42
<i>variabilis dissoluta</i> Koch, <i>Tarsochnodes</i> .....	66	<i>villosula</i> Fairmaire, <i>Vieta</i> .....	76
<i>variabilis variabilis</i> Koch, <i>Tarsochnodes</i> .....	66	<i>villosulus</i> Haag-Rutenberg, <i>Psammodes</i> .....	42
<i>variabilis</i> Gebien, <i>Distretus</i> .....	23	<i>virago</i> Koch, <i>Ocnodes</i> .....	64
<i>varicollis brachythorax</i> Koch, <i>Somaticus</i> .....	91	<i>vittatum</i> Thunberg, <i>Sepidium</i> .....	94
<i>varicollis disconnectus</i> Koch, <i>Somaticus</i> .....	91	<i>vittatus</i> Fabricius, <i>Trachynotus</i> .....	94
<i>varicollis varicollis</i> Koch, <i>Somaticus</i> .....	91	<i>vittatus</i> Solier, <i>Psammodes</i> .....	42
<i>variegatum angustatum</i> Solier, <i>Sepidium</i> .....	73	<i>vittiger</i> Haag-Rutenberg, <i>Somaticus</i> .....	88
<i>variegatum dispar</i> Desbrochers des Loges, <i>Sepidium</i> ....	73	<i>voeltzkowi</i> Wilke, <i>Glyptophrynus</i> .....	25
<i>variegatum integrum</i> Desbrochers des Loges, <i>Sepidium</i> ....	73	<i>volvulus</i> Haag-Rutenberg, <i>Psammodes</i> .....	42
.....	73	<i>vulpinus</i> Haag-Rutenberg, <i>Hypomelus</i> .....	17
<i>variegatum subfurcatum</i> Desbrochers des Loges, <i>Sepidium</i> ....	73	<i>wachei</i> Wilke, <i>Brachyphrynus</i> .....	22
.....	73	<i>wagneri confusum</i> Allard, <i>Sepidium</i> .....	73
<i>variegatum</i> Fabricius, <i>Sepidium</i> .....	73	<i>wagneri</i> Erichson, <i>Sepidium</i> .....	73
<i>variegatus</i> Haag-Rutenberg, <i>Trachynotus</i> .....	93	<i>wagneri macrotytis</i> Antoine, <i>Sepidium</i> .....	73
<i>variolata</i> Koch, <i>Tarsochnodes</i> .....	67	<i>wahlbergi ausensis</i> Koch, <i>Somaticus</i> .....	85
<i>variolosus</i> Guérin-Méneville, <i>Distretus</i> .....	23	<i>wahlbergi wahlbergi</i> Haag-Rutenberg, <i>Somaticus</i> .....	85
<i>vaticinus</i> Péringuey, <i>Ocnodes</i> .....	64	<i>warmeloi</i> Koch, <i>Ocnodes</i> .....	64
<i>velutinus</i> Haag-Rutenberg, <i>Psammodes</i> .....	41	<i>welwitschi</i> Koch, <i>Huilamus</i> .....	54
<i>ventricosus</i> Fähræus, <i>Psammodes</i> .....	41	<i>welwitschi</i> Koch, <i>Somaticus</i> .....	87
<i>verecundus</i> Péringuey, <i>Ocnodes</i> .....	64	<i>wembericum</i> Wilke, <i>Arturium</i> .....	21
<i>vernayi</i> Koch, <i>Tarsochnodes</i> .....	67	<i>whiteheadi</i> Penrith, <i>Tarsochnodes</i> .....	67
<i>vernayi marginatus</i> Koch, <i>Ethmus</i> .....	79	<i>wittei</i> Penrith, <i>Bombocnodulus</i> .....	15
<i>vernayi reductus</i> Koch, <i>Ethmus</i> .....	79	<i>zambeianum</i> Péringuey, <i>Sepidium</i> .....	74
<i>vernayi vernayi</i> Koch, <i>Ethmus</i> .....	79	<i>zanzibaricus</i> Haag-Rutenberg, <i>Ocnodes</i> .....	64
<i>vestita</i> Solier, <i>Oxura</i> .....	50	<i>zarcoi</i> Koch, <i>Namibomodes</i> .....	49
<i>vestitum</i> Guérin-Méneville, <i>Sepidium</i> .....	75	<i>zavartarii</i> Gridelli, <i>Vieta</i> .....	76
<i>vestitus</i> Haag-Rutenberg, <i>Somaticus</i> .....	92	<i>zinni</i> Koch, <i>Somaticus</i> .....	90
<i>vetustus</i> Koch, <i>Ocnodes</i> .....	64	<i>zoutpansbergianus</i> Péringuey, <i>Psammodes</i> .....	62
<i>vexator</i> Péringuey, <i>Ocnodes</i> .....	64	<i>zschokkei</i> Koch, <i>Psammodes</i> .....	42
<i>vialis tuberculifer</i> Haag-Rutenberg, <i>Psammodes</i> .....	41	<i>zumpti rhodesianus</i> Koch, <i>Somaticus</i> .....	92
<i>vialis vialis</i> Burchell, <i>Psammodes</i> .....	42	<i>zumpti zumpti</i> Koch, <i>Somaticus</i> .....	92
<i>vicinus</i> Haag-Rutenberg, <i>Trachynotus</i> .....	94		

## **Supplementary material I**

### **Analysed distributional data in CSV format**

Authors: Marcin J. Kamiński, Kojun Kanda, Ryan Lumen, Jonah M. Ulmer, Christopher C. Wirth, Patrice Bouchard, Rolf Aalbu, Noël Mal, Aaron D. Smith

Data type: Distributional data.

Copyright notice: This dataset is made available under the Open Database License (<http://opendatacommons.org/licenses/odbl/1.0/>). The Open Database License (ODbL) is a license agreement intended to allow users to freely share, modify, and use this Dataset while maintaining this same freedom for others, provided that the original source and author(s) are credited.

Link: <https://doi.org/10.3897/zookeys.844.34241.suppl1>

