

A hitherto overlooked article by Gressitt in 1941 (Insecta, Coleoptera, Cerambycidae, Lamiinae)

Mei-Ying Lin¹, Steven W. Lingafelter²

¹ Engineering Research Center for Forest and Grassland Disaster Prevention and Reduction, Mianyang Normal University, 166 Mianxing West Road, Mianyang, Sichuan 621000, China

² 8920 South Bryerly Court, Hereford, Arizona, 85615, USA

Corresponding author: Steven W. Lingafelter (elaphidion@gmail.com)

Abstract

An article published by Gressitt (1941) has been ignored by all longicornists, including Gressitt himself. However, according to ICZN, it meets all criteria as an official publication, and this status affects three taxa that were formally described therein: *Bacchisa* (*Bacchisa*) *rigida* (Gressitt, 1941) = *Chreonoma rigida* Gressitt, 1941 = *Chreonoma rigida* Gressitt, 1942 homonym and **syn. nov.**; *Tetraophthalmus sikang* (Gressitt, 1941) = *Chreonoma sikang* Gressitt, 1941 = *Chreonoma sikanga* Gressitt, 1942, **syn. nov.**; *Anastathes parva hainana* Gressitt, 1941 = *Anastathes parva hainana* Gressitt, 1942, homonym and **syn. nov.**

Key words: Date of publication, homonym, nomenclature, synonym, West China Border Research Society



Academic editor: Francesco Vitali

Received: 26 May 2023

Accepted: 13 June 2023

Published: 29 June 2023

ZooBank: <https://zoobank.org/417DFFBC-5A14-4639-96D9-8C2110BD9169>

Citation: Lin M-Y, Lingafelter SW (2023) A hitherto overlooked article by Gressitt in 1941 (Insecta, Coleoptera, Cerambycidae, Lamiinae). ZooKeys 1168: 179–192. <https://doi.org/10.3897/zookeys.1168.107021>

Copyright: © Mei-Ying Lin & Steven W. Lingafelter. This is an open access article distributed under the terms of the CC0 Public Domain Dedication.

Introduction

The first author changed her job from the Institute of Zoology, Chinese Academy of Sciences (Beijing, China) to Mianyang Normal University (Mianyang, Sichuan, China) in 2022. In her preparations to study the longhorned woodboring beetle (Coleoptera, Cerambycidae) fauna of Sichuan Province, Mr Yu-Tang Wang introduced the book series “Journal of the West China Border Research Society, Unabridged Photocopied Edition” to her. One article on the taxonomy of Cerambycidae written by J. Linsley Gressitt (1941) was brought to our attention. The publication date of this hitherto overlooked article by Gressitt was researched and the nomenclatural status of three taxa described in this article were studied. Two junior names are homonyms and three are junior objective synonyms, which we synonymize here.

We follow the International Code of Zoological Nomenclature Recommendation 21F (ICZN 1999) in publishing this study. We also provide a PDF of the Gressitt (1941) article as a Suppl. material 1 to allow for proper citation of the referenced taxa.

Materials and methods

We follow the International Code of Zoological Nomenclature (ICZN 1999) to make decisions about proper use of the names published in Gressitt (1941) and to make appropriate corrections. The following articles are applicable to this paper.

Glossary: noun phrase, n.

primary homonym

Each of two or more identical specific or subspecific names established for different nominal taxa and originally combined with the same generic name [Art. 57.2]. For variant spellings deemed to be identical see Article 58.

objective synonym

Each of two or more synonyms that denote nominal taxa with the same name-bearing type, or (in the cases of family-group and genus-group taxa) that denote nominal taxa with name-bearing types whose own names are themselves objectively synonymous.

Article 21. Determination of date

21.1. Date to be adopted

Except as provided in Article 3, the date to be adopted as the date of publication of a work and of a contained name or nomenclatural act is to be determined in accordance with the following provisions.

21.2. Date specified

The date of publication specified in a work is to be adopted as correct in the absence of evidence to the contrary.

21.3. Date incompletely specified

If the day of publication is not specified in a work, the earliest day on which the work is demonstrated to be in existence as a published work is to be adopted as the date of publication, but in the absence of such evidence the date to be adopted is

21.3.1. the last day of the month, when month and year, but not day, are specified or demonstrated, or

21.3.2. the last day of the year when only the year is specified or demonstrated.

21.4. Date incorrect

If the date of publication specified in a work is found to be incorrect, the earliest day on which the work is demonstrated to be in existence as a published work

is to be adopted. In the absence of evidence as to day, the provisions of Article 21.3 apply.

Recommendation 21F. Correction of date. If an author of a new scientific name or other nomenclatural act is aware that the date specified in the work containing it is incorrect or incomplete, he or she should publish a correction in some suitable manner.

32.3. Preservation of correct original spelling

The correct original spelling of a name is to be preserved unaltered, except where it is mandatory to change the suffix or the gender ending under Article 34 (for treatment of emendations and incorrect subsequent spellings see Articles 32.5, 33.2, 33.3, 33.4).

32.4. Status of incorrect original spellings

An original spelling is an “incorrect original spelling” if it must be corrected as required in Article 32.5. An incorrect original spelling has no separate availability and cannot enter into homonymy or be used as a substitute name.

32.5. Spellings that must be corrected (incorrect original spellings)

32.5.1. If there is in the original publication itself, without recourse to any external source of information, clear evidence of an inadvertent error, such as a lapsus calami or a copyist’s or printer’s error, it must be corrected. Incorrect transliteration or latinization, or use of an inappropriate connecting vowel, are not to be considered inadvertent errors.

32.5.1.1. The correction of a spelling of a name in a publisher’s or author’s corrigendum issued simultaneously with the original work or as a circulated slip to be inserted in the work (or if in a journal, or work issued in parts, in one of the parts of the same volume) is to be accepted as clear evidence of an inadvertent error.

53.3. Homonyms in the species group

Two or more available species-group names having the same spelling are homonyms if they were originally established in combination with the same generic name (primary homonymy), or when they are subsequently published in combination with the same generic name (secondary homonymy) (for species-group names combined with homonymous generic names see Article 57.8.1).

57.2. Primary homonyms

Identical species-group names established for different nominal taxa when originally combined with the same generic name (see also Articles 11.9.3.2 and 57.8.1) are primary homonyms [Art. 53.3] and the junior name is permanently invalid (but see Article 23.9.5).

Scans of text and figures from Gressitt (1941) and the supplementary PDF (Suppl. material 1) were made by Yu-Tang Wang in 2022 from a printed copy of the “Sichuan University Museum. 2014. Journal of the West China Border Research Society, Unabridged photocopied Edition, 7: 3350–3363. Zhonghua Book Company, Beijing, ISBN 978-7-101-10485-1” deposited in Library of Mianyang Normal University. Photographs of Gressitt (1942c) were taken from reprints deposited in Gerard Tavakilian’s office in the Muséum national d’Histoire naturelle (MNHN) with a Sony T30 camera in 2008. Insect specimens were photographed with a Canon EOS 7D with Canon 100 mm macro lens and layers were stacked using Helicon Focus v. 7 (Figs 8, 11), or were photographed using a Nikon DS-Ri2 camera mounted on a Nikon SMZ25 stereo microscope and layers were captured and stacked in the NIS-Elements software (Figs 7, 9). Materials studied are deposited in the following institutions, museums, or private collections: **IZCAS** = Institute of Zoology, Chinese Academy of Sciences, Beijing, China; **MYNU** = Invertebrate Collection of Mianyang Normal University, Mianyang, Sichuan, China; **NU** = University of Nanking (Nanjing University), Nanjing, China; **SYSU** = Sun Yat-Sen University, Guangzhou, Guangdong, China; **USNM** (= **NMNH**) = National Museum of Natural History (Smithsonian Institution), Washington DC, USA (formerly United States National Museum); **WCUU** = West China Union University, in history.

In addition, the following abbreviations were used: **ICZN** = International Code of Zoological Nomenclature; **TD** = type depository; **TL** = type locality.

Results

The publication date of Gressitt’s “Chinese longicorn beetles of the tribe Tetraopini (Coleoptera)”

The publication date of Gressitt’s “Chinese longicorn beetles of the tribe Tetraopini (Coleoptera)” is 1941. Although the front page indicates “Volume XII / Series B, Natural Sciences / 1940”, it was not published in 1940 as planned. Graham (1941) wrote “in April, 1941”, indicating that volume XII, section A was not printed before April, 1941. In his “Report of the Editor, Section A 1940–1941”, Kilborn (1941b) wrote “As soon as Volume XI is completed, the printing of Volume XII, Sections A and B will begin. Happily, Volume XIII.....”, which indicates that Volume XII was not printed before the report date, probably around May 1941. Graham (1942) wrote: “During the past year volumes XI, XII, and XIII have been published, and also Series B for the year 1940.” Thus, it is clear that Section B of Volume XII for the year 1940 was published in 1941, but we cannot know the exact publication date, which could have been any time from May to the end of 1941. According to Article 21.3.2 of the ICZN, the date to be adopted is 31 December 1941.

The three new taxa published by Gressitt (1941) were published again in 1942 as if they were new (Gressitt 1942c), and this earlier paper had not been cited by Higa (1983); indeed, it has not been cited by anybody, including Gressitt himself (Gressitt 1951, 1957; Breuning 1956). This “missing” or “ignored” article by Gressitt (1941) was not indexed by the Zoological Record and Titan database (Tavakilian and Chevillotte 2022). Therefore, we show the original descriptions of the three taxa here in Figs 1, 3, and 5, and provide a PDF of Gressitt’s (1941) paper as Suppl. material 1.

Photographic reproduction

The Unabridged, Photocopied Edition of the “Journal of the West China Border Research Society” was published in 2014 but has no taxonomic significance as it does not include any new taxa, new homonyms, or new synonyms (Sichuan University Museum 2014). It serves to highlight the original publication and possibly attract more current readers.

The same can be said of Gressitt’s “New longicorn beetles from China” series of publications. For example, “New longicorn beetles from China: VIII (Coleoptera: Cerambycidae)” (Gressitt 1942a) was originally published in “Lingnan Natural History Survey and Museum, Special Publication 2, 1–6” on 17 February 1942 (Evenhuis 2015), and photographically reproduced in “Lingnan Science Journal 21 (1–4), Supplement No. 2: 1–6” in 1945; “New longicorn beetles from China: IX (Coleoptera: Cerambycidae)” was originally published in “Lingnan Natural History Survey and Museum, Special Publication 3, 1–8” on 28 March 1942 (Evenhuis 2015), and photographically reproduced in “Lingnan Science Journal 21 (1–4), Supplement No. 3: 1–8” in 1945; and “New longicorn beetles from China: X (Coleoptera: Cerambycidae)” was originally published in “Lingnan Natural History Survey and Museum, Special Publication 7, 1–11” in 1942, and photographically reproduced in “Lingnan Science Journal 22 (1–4), Supplement No. 7: 1–11” on 31 March 1948. Nobody has since cited the photographic reproductions, and they were not listed in Higa’s (1983) bibliography of J.L. Gressitt.

Taxonomy

***Bacchisa* (*Bacchisa*) *rigida* (Gressitt, 1941)**

Figs 1, 2, 7, 8

Chreonoma rigida Gressitt, 1941: 141, fig. 1. TL China: Sichuan. TD SYSU, ex NU.

Chreonoma rigida Gressitt, 1942c: 6. TL China: Sichuan. TD SYSU, ex NU.

Homonym, syn. nov.

Chreonoma rigida: Gressitt 1942d: 42; Gressitt 1951: 616, 619.

Bacchisa (*Bacchisa*) *rigida*: Breuning 1956: 420, 436; Breuning 1966: 659; Löbl and Smetana 2010: 236; Lin and Yang 2019: 247; Danilevsky 2020: 331.

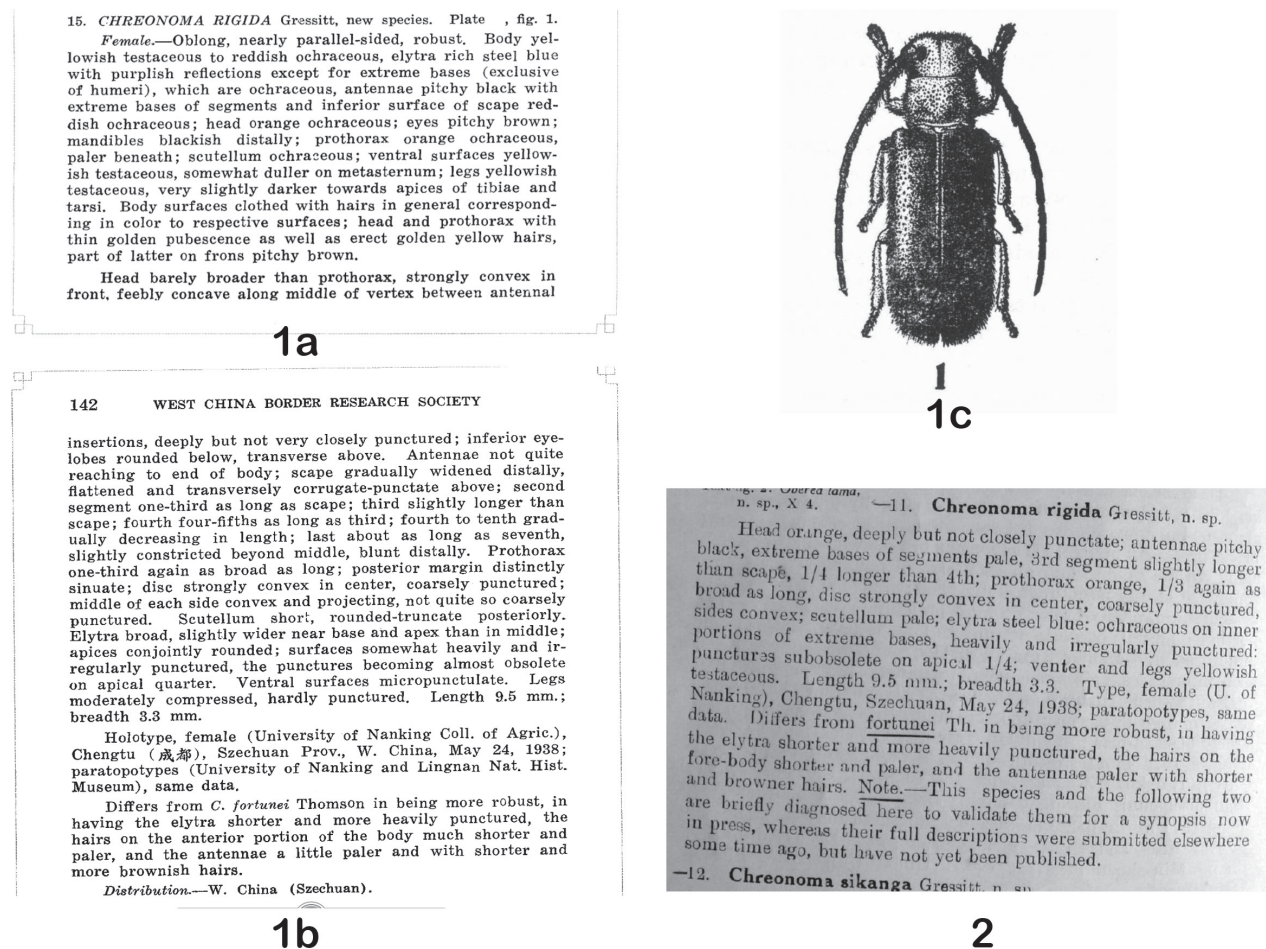
Bacchisa rigida: Hua 2002: 198; Hua et al. 2009: 203, 343, pl. LXIII, fig. 796.

Type material examined. *Holotype*, female (Fig. 7), CHINA Szechuan, Chengtu, 24 May 1938 (SYSU).

Other material examined. CHINA Sichuan: 1 female, Emeishan, Baoguosi, 28 July 1957, leg. Zong-Yuan Wang (IZCAS); 1 female (Fig. 8), Chengdu, 24 June 1981, leg. Yuan-Jiang Hui (IZCAS).

Distribution. China: Sichuan.

Remarks. *Chreonoma rigida* Gressitt, 1942c is junior homonym and objective synonym of *Chreonoma rigida* Gressitt, 1941. The Zhejiang record was firstly reported by Gressitt (1951) with a question mark; Breuning (1956, 1966) did not include it, while Hua (2002) Hua et al. (2009), Löbl and Smetana (2010), Lin and Yang (2019), and Danilevsky (2020) did include this Zhejiang record. We did not find Gressitt’s Zhejiang specimens in either IZCAS or SYSU. Although a photograph on the website <http://bezbycids.com/byciddb/wdetails.asp?id=26554> is



Figures 1, 2. Descriptions of *Bacchisa* (*Bacchisa*) *rigida* (Gressitt, 1941) = *Chreonoma rigida* Gressitt, 1941 **1a–c** senior homonym, original description by Gressitt (1941) **a** page 141 **b** page 142 **c** page 147 **2** junior homonym, redescription by Gressitt (1942c), page 6.

said to be a voucher specimen of *Bacchisa rigida* examined by Gressitt (1951), this photograph is of a different species. Therefore, we remove Zhejiang from the list of localities from which *C. rigida* is known.

Tetraopthalmus sikang (Gressitt, 1941)

Figs 3, 4, 9

Chreonoma sikang Gressitt, 1941: 142. TL China: Sichuan (Sikang). TD SYSU ex WCUU.

Chreonoma sikanga Gressitt, 1942c: 6. TL China: Sichuan (Sikang). TD SYSU ex WCUU. Syn. nov.

Astathes sikanga: Gressitt 1942d: 42; Gressitt 1951: 620, 621; Hua 2002: 197; Hua et al. 2009: 201, 340, pl. LXVIII, fig. 775.

Astathes (*Tetraopthalmus*) *sikanga*: Breuning 1956: 511; Breuning 1966: 667.

Tetraopthalmus sikanga: Löbl and Smetana 2010: 237; Lin and Yang 2019: 249; Danilevsky 2020: 331.

Material examined. *Holotype*, female (Fig. 9a–d), CHINA, Szechuan, Tienchuan, Sikong, 16 July 1939, leg. D.S. Pen (SYSU).

Distribution. China: Sichuan.

Remarks. Gressitt (1941) spelled the new species epithet as “*sikang*”, which might be a typographical error. He clearly wrote “*CHREONOMA SIKANGA*” on the holotype label (Fig. 9d) and later (Gressitt 1942c) wrote “*sikanga*”, which indicates that he named this species “*sikanga*”, in the same way as *Anastathes parva hainana*. However, according to the Article 32.3 of the ICZN, the correct original spelling of a name is to be preserved unaltered. Additionally, Gressitt’s (1942c) spelling “*sikanga*” was not “issued simultaneously with the original work”, so that spelling cannot be considered as an “author’s corrigendum to be accepted as clear evidence of an inadvertent error” (ICZN Articles 32.4 and 32.5). Therefore, *Chreonoma sikanga* Gressitt, 1942c is a junior and objective synonym of *Chreonoma sikang* Gressitt, 1941.

***Anastathes parva* Gressitt, 1935**

Figs 5, 6, 10, 11

***Anastathes parva parva* Gressitt, 1935**

Fig. 10a, c

Anastathes parva Gressitt, 1935: 193. TL China: Taiwan. TD USNM.

Anastathes parva parva: Gressitt 1951: 620; Hua 2002: 192; Chou 2004: 365, figs; Chou 2008: 365, figs.

Anastathes parva: Breuning 1956: 486; Breuning 1966: 664; Hua et al. 2009: 195, 334, pl. LXIII, fig. 725; Lingafelter et al. 2013: 136. fig. 72a; Lingafelter et al. 2014: 196, fig. 128g; Danilevsky 2020: 330 [in part].

Anastathes parvus [sic]: Löbl and Smetana 2010: 236 [in part]; Lin and Yang 2019: 245 [in part].

Type material examined. *Holotype*, male (Fig. 10), CHINA, central Formosa, Bukai, near Hori, alt. 1000 m, 1934.VI.12 (USNM 50901).

Distribution. China: Taiwan.

***Anastathes parva hainana* Gressitt, 1941**

Figs 5, 6, 11

Anastathes parva hainana Gressitt, 1941: 143, fig. 3. TL China: Hainan. TD SYSU.

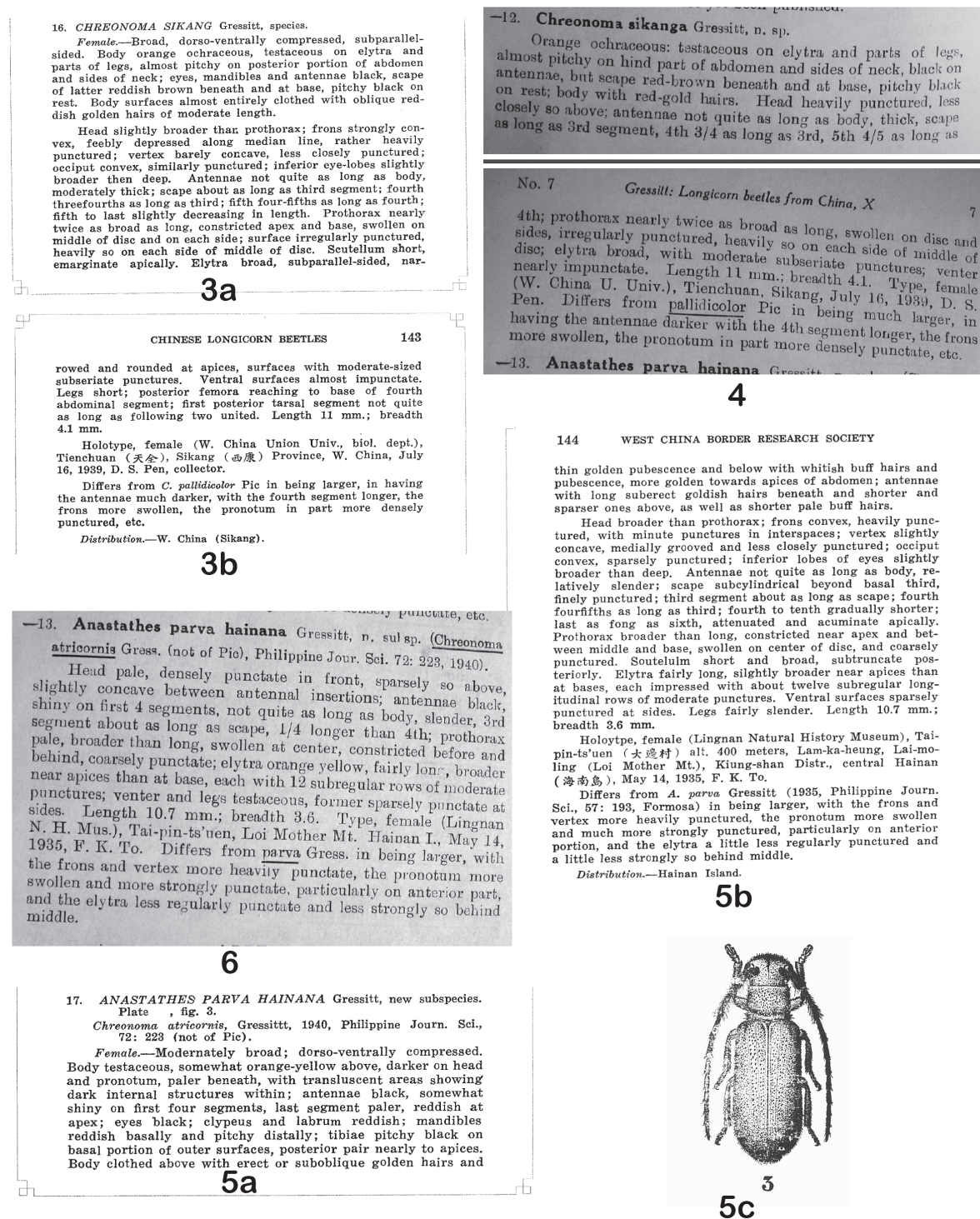
Anastathes parva hainana Gressitt, 1942c: 7. TL China: Hainan. TD SYSU. Homonym, syn. nov.

Anastathes parva hainana: Gressitt 1942d: 43; Gressitt 1951: 620; Hua et al. 1993: 174, 308, pl. XXIV, fig. 403a, b; Hua 2002: 192; Hua et al. 2009: 195, 334, pl. LXIII, fig. 726.

Anastathes parva: Danilevsky 2020: 330 [in part].

Anastathes parva m. hainana: Breuning 1956: 487; Breuning 1966: 664.

Anastathes parvus [sic]: Löbl and Smetana 2010: 236 [in part]; Lin and Yang 2019: 245 [in part].



Figures 3–6. Descriptions 3, 4 *Tetraopthalmus sikang* (Gressitt, 1941) = *Chreonoma sikang* Gressitt, 1941 3a, b senior homonym, original description by Gressitt (1941) a page 142 b page 143 4 junior synonym, redescription by Gressitt (1942c), pages 6–7 5, 6 *Anastathes parva hainana* Gressitt, 1941 5a–c senior homonym, original description by Gressitt (1941) a page 143 b page 144 c page 147 6 junior homonym, redescription by Gressitt (1942c), page 7.

Other material examined. CHINA Hunan: 1 male, Yizhang, Mangshan, Tiantaishan, 15 July 2008, leg. Hong-Bin Liang (IZCAS). Guangdong: 1 male, Tso-kok-wan, Lungtau Shan, 250–350 m, 5 June 1947, L. Gressitt & T.S. Lam (SYSU, Ce-003756); 1 male, Laughtau Shan, Kuh-kiang District, 300 m, 7 July 1947, W.T. Tsang (SYSU, Ce-003764); 1 male, Ruyuan County, Nanling Nat.

Rev., Xiaohuangshan, 1011 m, 24.9013°N, 113.0392°E, 18 July 2022, leg. Mei-Ying Lin & Chang-Peng Yan (MYNU); 1 female, Ruyuan County, Nanling Nat. Rev., Babaoshan, 1023 m, 24.9330°N, 113.0192°E, 17 July 2022, leg. Mei-Ying Lin & Chang-Peng Yan (MYNU). **Hainan:** 1 male 1 female, Diaolushan, 2–6 May 1965, leg. Si-Kong Liu (IZCAS); 1 male (Fig. 11), Diaolushan, 1000 m, 23 April 1980, leg. Shu-Yong Wang (IZCAS). **Guangxi:** 1 male, Longsheng, Neicuijiang, 840 m, 6 June 1963, leg. Chun-Guang Wang (IZCAS); 1 male, Longsheng, Tianpingshan, 740 m, 3 June 1963, leg. Chun-Guang Wang (IZCAS); 2 males, Longsheng, Huaping, Hongtan to Cuijiang, 7 August 2006, leg. Mei-Ying Lin (IZCAS); 1 male, Longsheng, Baiyan, 1150 m, 23 June 1963, leg. Shu-Yong Wang (IZCAS); 1 male, same data but 18 June 1963; 1 male, same data but 18 June 1963, leg. Yong-Shan Shi; 1 male, same data but leg. Chun-Guang Wang.

Distribution. China: Zhejiang, Hunan, Fujian, Guangdong, Hainan, Guangxi. Vietnam.


Remarks. *Anastathes parva hainana* Gressitt, 1942c is junior homonym and objective synonym of *Anastathes parva hainana* Gressitt, 1941. The holotype of *Anastathes parva hainana* Gressitt, 1941 is a female from Tai-pin-ts'uen, Loi Mother Mountain, Hainan Island, 1935.V.14, leg. F.K. To (SYSU). We did not find this holotype during our study, and it was not included in the iconography by Hua et al. (2009).

All authors have treated Gressitt (1942c) as the original description of *Anastathes parva hainana*, except Breuning (1956 and 1966), who wrongly cited Gressitt (1942d). Löbl and Smetana (2010) incorrectly treated the misidentification of the Hainan population by Gressitt (1940) "*Chreonoma atricornis*" as a homonym of *Chreonoma atricornis* Pic, 1922, and considered *hainana* Gressitt, 1942c as a replacement name of "*Chreonoma atricornis*" (Gressitt 1940), while Danilevsky (2020) erroneously considered *hainana* Gressitt, 1942c as a replacement name for *parva* Gressitt, 1935. Based on our study, *Anastathes parva hainana* Gressitt, 1942c is a duplicately published homonym of *Anastathes parva hainana* Gressitt, 1941, both based on the same holotype specimen, while Gressitt (1940) misidentified this species as *Chreonoma atricornis* Pic, 1922. We do not agree with Breuning (1956) who treated the Hainan Island population (Fig. 11) as an infrasubspecific variety of the Taiwan Island population (Fig. 10), but follow Gressitt (1941, 1942c, 1942d, 1951) in treating it as a subspecies.

In addition to the three taxa whose publication date is now known to have been one year earlier, Gressitt's (1941) article moved *Astathes dioica* Fairmaire, 1878 to the genus *Chreonoma* one year earlier than Gressitt (1942d) and 10 years earlier than Gressitt (1951).

Discussion

The "Journal of the West China Border Research Society" surely was an official publication. Some articles from this journal were indexed by the Zoological Record, although the Gressitt's (1941) article was missing. The taxa published by Liu (1945) in this journal have been accepted as available and validly published, and in use by current herpetologists. For example, the genus *Vibrissaphora* Liu, 1945 and *V. boringii* Liu, 1945 have been cited by Rao et al. (2006).



Figures 7–11. Habitus **7, 8** *Bacchisa rigida* (Gressitt, 1941) = *Chreonoma rigida* Gressitt, 1941 **7** holotype, female, from Sichuan **8** female, from Sichuan **9** *Tetraopthalmus sikang* (Gressitt, 1941) = *Chreonoma sikang* Gressitt, 1941, holotype, female, from Sichuan **10** *Anastathes parva parva* Gressitt, 1935, holotype, male, from Taiwan Island, photographed by Eugenio Nears **11** *Anastathes parva hainana* Gressitt, 1941, female, from Hainan Island **a** dorsal view **b** lateral view **c** ventral view **d** labels.

On the distribution of the journal, Kilborn (1941a) wrote in his “Report of the Editor”: “Our exchange list continues to increase, showing that the Journal is being appreciated by many institutions in many lands.”

Gressitt did not receive the publication notification of the Tetraopini synopsis before he submitted his “New longicorn beetles from China: X” (Gressitt 1942c), which was published on 31 October 1942 (Evenhuis 2015). In this 1942 paper, following the description of “11. *Chreonoma rigida* Gressitt, n. sp.”, he wrote: “Note.—This species and the following two are briefly diagnosed here to validate them for a synopsis now in press, whereas their full descriptions were submitted elsewhere some time ago, but have not yet been published” (Fig. 2). By the “following two” species, he meant “12. *Chreonoma sikanga* Gressitt, n. sp.” (Fig. 4) and “13. *Anastathes parva hainana* Gressitt, n. subsp.” (Fig. 6). We do not know the exact date when Gressitt submitted “New longicorn beetles from China: X”, but it probably was after the publication date of “New longicorn beetles from China: IX” (Gressitt 1942b), which was 28 March 1942.

Gressitt (1942d, which was published in November 1942) wrote “dioica (Fairm.) new comb.” on page 43, indicating he still did not know of the publication of Gressitt (1941). Gressitt (1951) did not cite his 1941 paper but instead cited his 1942 paper. Even 10 years later, he probably still did not know that the 1941 paper had been published (Gressitt 1951).

We suspect that the other taxonomic paper in the same volume of the Journal of the West China Border Research Society, on Cercopidae (Liu 1941), has also been ignored by taxonomists. Three new species were published in it.

Acknowledgements

Our cordial thanks are due to Yu-Tang Wang (Mianyang, Sichuan, China) for offering the digital copy of the important article studied in this paper, to Eugenio Nearn (USDA APHIS, National Museum of Natural History, Smithsonian Institution, Washington, DC, USA) for providing photographs of the holotype of *Anastathes parva parva* Gressitt, 1935, to Yan-Yan Zhou and Xing-Ke Yang (Institute of Zoology, Guangdong Academy of Sciences, Guangzhou, China) for checking volumes 21 and 22 of the Lingnan Science Journal. We thank Kui-Yan Zhang (IZCAS) and Bing-Lan Zhang (SYSU) for giving access to the collections, and Bing-Lan Zhang (SYSU) for guidance and help with the Nikon camera system and the NIS-Elements software in SYSU. Our special thanks are due to the subject editor Francesco Vitali (National Museum of Natural History, Luxembourg) for the meaningful discussion on the problems with “*sikang*” and “*sikanga*” as relating to Articles 32.3, 32.4 and 32.5 of the ICZN (and we agreed with him), to three reviewers Gérard Tavakilian (Antenne IRD, Muséum national d’Histoire naturelle, Paris, France), Xavier Gouverneur (Rennes, France) and Robert Forsyth (copy editor) for their helpful comments.

Additional information

Conflict of interest

The authors have declared that no competing interests exist.

Ethical statement

No ethical statement was reported.

Funding

This research was supported by the GDAS Special Project of Science and Technology Development (no. 2020GDASYL-20200102021), the Biodiversity Survey and Assessment Project of the Ministry of Ecology and Environment, China (2019HJ2096001006 and HX2022123), and partly by the National Natural Science Foundation of China NSFC programs 31472029.

Author contributions

Mei-Ying Lin: Conceptualization (lead); data curation (lead); formal analysis (equal); funding acquisition (equal); methodology (lead); project administration (equal); resources (lead); writing – original draft (lead); writing – review and editing (equal). Steven W. Lingafelter: Data curation (supporting); project administration (supporting); writing – review and editing (equal).

Author ORCIDs

Mei-Ying Lin  <https://orcid.org/0000-0001-9219-724X>

Steven W. Lingafelter  <https://orcid.org/0000-0001-6294-4259>

Data availability

All of the data that support the findings of this study are available in the main text or Supplementary Information.

References

- Breuning S (1956) Révision des "Astathini". *Longicornia* 3: 417–519.
- Breuning S (1966) Catalogue des lamiaires du monde (Col. céramb.). Verlag des Museums G. Frey, Tutzing bei München 9: 659–765.
- Chou WI (2004) The Atlas of Taiwanese Cerambycidae. Owl Publishing House, Taipei, 408 pp.
- Chou WI (2008) The Atlas of Taiwanese Cerambycidae (2nd Edn.). Owl Publishing House, Taipei, 408 pp.
- Danilevsky M (2020) Catalogue of Palaearctic Coleoptera. Volume 6/1: Chrysomeloidea I (Vesperidae, Disteniidae, Cerambycidae). Updated and Revised Edition. Brill, Leiden/Boston, [xxvii +] 712 pp. <https://doi.org/10.1163/9789004440333>
- Evenhuis NL (2015) Dating of the English-language Lingnan University Science Journals (1922–1952). *Sherbornia* 2(1): 1–7.
- Graham DC (1941) ["1940"] Notes on Prehistoric Pottery in West China. *Journal of the West China Border Research Society* 12A: 220.
- Graham DC (1942) Report of the Editor, Series A. *Journal of the West China Border Research Society* 14A: 110–111.
- Gressitt JL (1935) New species and records of longicorns from Formosa (Coleoptera: Cerambycidae). *Philippine Journal of Science* 57(2): 181–194.
- Gressitt JL (1940) The longicorn beetles of Hainan Island. *Philippine Journal of Science* 72(1–2): 1–239[7 pls].
- Gressitt JL (1941) ["1940"] Chinese longicorn beetles of the tribe Tetraopini (Coleoptera). *Journal of the West China Border Research Society* 12B: 134–147.

- Gressitt JL (1942a) New longicorn beetles from China: VIII (Coleoptera: Cerambycidae). Lingnan Natural History Survey and Museum, Special Publication 2: 1–6.
- Gressitt JL (1942b) New longicorn beetles from China: IX (Coleoptera: Cerambycidae). Lingnan Natural History Survey and Museum, Special Publication 3: 1–8.
- Gressitt JL (1942c) New longicorn beetles from China: X (Coleoptera: Cerambycidae). Lingnan Natural History Survey and Museum, Special Publication 7: 1–11.
- Gressitt JL (1942d) A provisional synopsis of the longicorn beetles of China, II—subfamily Lamiinae. Lingnan Natural History Survey and Museum, Special Publication 8: 1–44.
- Gressitt JL (1951) Longicorn beetles of China. Longicornia 2: 1–667.
- Gressitt JL (1957) Supplement to “Longicorn beetles of China”. In: Lepesme P (Ed.) Longicornia 3: 755–758. [1 pl.]
- Higa CN (1983) Bibliography of J.L. Gressitt. International Journal of Entomology 25(2–3): 87–102.
- Hua L-Z (2002) List of Chinese Insects 2. Zhongshan (Sun Yat-sen) University Press, Guangzhou, 612 pp.
- Hua L-Z, Nara H, Yu CK (1993) Longicorn-beetles of Hainan & Guangdong. Muh-Sheng Museum of Entomology, Nantou, 320 pp.
- Hua L-Z, Nara H, Samuelson GA, Lingafelter SW (2009) Iconography of Chinese Longicorn Beetles (1406 species) in Color. Sun Yat-sen University Press, Guangzhou, 474 pp.
- ICZN (1999) International Code of Zoological Nomenclature. 4th Edn. The International Trust for Zoological Nomenclature, London, 306 pp.
- Kilborn LG (1941a) [“1940”] Report of the Editor. Journal of the West China Border Research Society 12A: 239–240.
- Kilborn LG (1941b) Report of the Editor, Section A 1940–1941. Journal of the West China Border Research Society 13A+B: 67–68.
- Lin M-Y, Yang X-K (2019) Catalogue of Chinese Coleoptera Volume IX. Chrysomeloidea: Vesperidae, Disteniidae, Cerambycidae. Science Press, Beijing, 575 pp.
- Lingafelter SW, Garzón-Moreno A, Nearn EH (2013) Primary types of Chinese longhorned woodboring beetles (Coleoptera: Cerambycidae and Disteniidae) of the Smithsonian Institution. In: Lin M-Y, Chen C-C (Eds) In memory of Mr. Wenhsin Lin. Formosa Ecological Co., Taiwan, 117–146.
- Lingafelter SW, Nearn EH, Tavakilian GL, Monné MA, Biondi M (2014) Longhorned Woodboring Beetles (Coleoptera: Cerambycidae and Disteniidae) Primary Types of the Smithsonian Institution. Smithsonian Institution Scholarly Press, Washington DC, [xviii +] 390 pp.
- Liu GKC (1941) [“1940”] On the Chinese members of the genus *Clovio* (Cercopidae, Homoptera). Journal of the West China Border Research Society 12B: 71–79.
- Liu C-C (1945) New frogs from west China. Journal of the West China Border Research Society 15B: 28–43.
- Löbl I, Smetana A (2010) Catalogue of Palaearctic Coleoptera. Volume 6. Chrysomeloidea. Apollo Books, Stenstrup, 924 pp. <https://doi.org/10.1163/9789004260917>
- Rao D-Q, Wilkinson JA, Zhang M-W (2006) A new species of the genus *Vibrissaphora* (Anura: Megophryidae) from Yunnan Province, China. Herpetologica 62(1): 90–95. <https://doi.org/10.1655/05-05.1>
- Sichuan University Museum (2014) Journal of the West China Border Research Society, Unabridged photocopied Edition, 7: 3350–3363. Zhonghua Book Company, Beijing. [ISBN 978-7-101-10485-1]

Tavakilian GL, Chevillotte H (2022) Titan: base de données internationales sur les Cerambycidae ou Longicornes. Version 23, November 2022. <http://titan.gbif.fr/index.html> [Accessed 9 February 2023]

Supplementary material 1

Chinese longicorn beetles of the tribe Tetraopini (Coleoptera)

Authors: J. Linsley Gressitt

Data type: original pdf

Explanation note: Gressitt, J. L. 1941. Chinese longicorn beetles of the tribe Tetraopini (Coleoptera). Journal of the West China Border Research Society, 12B [1940]: 134–147. This article were overlooked by all researchers, so we share the pdf.

Copyright notice: This dataset is made available under the Open Database License (<http://opendatacommons.org/licenses/odbl/1.0/>). The Open Database License (ODbL) is a license agreement intended to allow users to freely share, modify, and use this Dataset while maintaining this same freedom for others, provided that the original source and author(s) are credited.

Link: <https://doi.org/10.3897/zookeys.1168.107021.suppl1>